

2025



QMP[®]
PRODUCT CATALOGUE

Contact Details

For all quotations, please talk to our friendly sales office team. You can contact us in any of the following ways:

Call us:

01384 899800

Email us:

sales@qmp.uk.com

You will also find all product information at:

www.qmp.uk.com

Alternatively, you can write to us at:

QMP

Timmis Road, Lye, Stourbridge,
West Midlands, DY9 7BQ

Mailing List:

To join our mailing list or to
request catalogues email:
marketing@qmp.uk.com



Connect with us on:



YouTube



MADE IN GREAT BRITAIN

All of the products featured are
produced in our manufacturing
facility in the West Midlands.



We are proud to list some of our
best selling products which are
approved by leading distributors.



Here at QMP we continue to
develop new products to meet
our customers requirements and
expectations.



We endeavour to deliver all **red
model codes** on express delivery.



For a moderate charge, our expert
installation crews and our project
management team will ensure
your order is installed on site to
high standards.

About QMP



Since 1959 QMP has established itself as one of the UK's leading trade only manufacturers. From our site, located in the West Midlands, we design and manufacture an ever expanding range of products which are supplied by our network of distributors throughout the UK and Europe.

QMP supplies some of the most renowned companies in a variety of sectors including industrial, office, packaging, education and electronics.

We manufacture for major export projects into Europe, the Middle East and Africa. If you would like further information regarding the export of our products, please speak to a member of our sales team on +44(0)1384 899800.

The current 150,000sq ft manufacturing facility is equipped with some of the most sophisticated machinery worldwide, with lights out Punching and Bending, Robot Welding and an automatic Powder Coating Plant.

Large quantity bespoke projects have been produced by QMP for some of the most leading companies worldwide including Amazon, Adidas, Jaguar Land Rover, Rolls Royce, Laura Ashley and the Mercedes AMG Petronas F1 team.

QMP's distributors receive ongoing support and after sales care from the dedicated team in Sales, Customer Service and Marketing.

We pride ourselves on quality, service and competitiveness. These core values have seen QMP become one of the UK's leading Industrial Equipment manufacturers.

Our aim is to be the automatic choice for customers who want the best workplace equipment on the market.

WORKBENCHES

- | | |
|--|---|
| 2 Square Tube Workbenches | 36 Manual Height-Adjustable Binary Workbenches |
| 6 Mobile Square Tube Workbenches | 37 Fixed-Height Binary Workbenches |
| 8 Cantilever Workbenches | 38 Mailroom Workbenches |
| 12 Premium Height-Adjustable Workbenches | 40 Pack Tek Dual Workbenches |
| 14 Premium Electric Height-Adjustable Workbenches | 44 Pack Tek Dual Workbench Accessories |
| 18 Square Tube ESD Workbenches | 46 Pack Tek Individual Workbenches |
| 20 Cantilever ESD Workbenches | 49 Cutting & Workbench Protection Mats |
| 24 Premium Height-Adjustable ESD Workbenches | 50 Pack Tek Individual Workbench Accessories |
| 26 Heavy-Duty Workbenches | 52 Sliding Door Heavy-Duty Workbenches |
| 30 Mobile Heavy-Duty Workbenches | 53 Stainless Steel Workbenches |
| 32 Workbench Accessories | 54 Cost Saver Height-Adjustable Workbenches |
| 34 Electric Height-Adjustable Binary Workbenches | 54 Plastic Open Fronted Containers |





- General workshop bench suitable for use in assembly, production and light engineering.
- Height-adjustable feet for easy levelling.
- Powder-coated light grey framework.
- MFC, Linoleum, Solid Beech and Laminate worktop options available.
- Full range of accessories available including drawers, cupboards, shelves, louvre panels and service ducts.
- Standard bench height: 840mm - 760mm and 920mm also available.
- Delivered in knock-down form.
- Order quantities may apply, please speak to the sales team.



Solid Beech Worktop 27mm thick



All RED product codes are available on 5-Day Delivery

Solid Beech Worktop - Dimensions/Codes

| Size H.W.D. | Code | Price |
|--------------|--------------|---------|
| 840.900.600 | BQ849060BLXX | £408.35 |
| 840.1200.600 | BQ841260BLXX | £471.93 |
| 840.1200.750 | BQ841275BLXX | £511.49 |
| 840.1200.900 | BQ841290BLXX | £558.12 |
| 840.1500.600 | BQ841560BLXX | £645.73 |

Solid Beech Worktop - Dimensions/Codes


| Size H.W.D. | Code | Price |
|--------------|--------------|---------|
| 840.1500.750 | BQ841575BLXX | £722.03 |
| 840.1500.900 | BQ841590BLXX | £784.20 |
| 840.1800.600 | BQ841860BLXX | £657.03 |
| 840.1800.750 | BQ841875BLXX | £782.78 |
| 840.1800.900 | BQ841890BLXX | £811.04 |

MFC Worktop 18mm thick



| Size H.W.D. | Code | Price |
|--------------|--------------|---------|
| 840.900.600 | BQ849060GLXX | £384.33 |
| 840.1200.600 | BQ841260GLXX | £409.76 |
| 840.1200.750 | BQ841275GLXX | £438.02 |
| 840.1200.900 | BQ841290GLXX | £446.50 |
| 840.1500.600 | BQ841560GLXX | £534.10 |
| 840.1500.750 | BQ841575GLXX | £562.36 |
| 840.1500.900 | BQ841590GLXX | £570.84 |
| 840.1800.600 | BQ841860GLXX | £546.82 |
| 840.1800.750 | BQ841875GLXX | £575.08 |
| 840.1800.900 | BQ841890GLXX | £590.62 |

Linoleum Worktop 20mm thick



| Size H.W.D. | Code | Price |
|--------------|-------------|---------|
| 840.900.600 | BQ849060LXX | £412.59 |
| 840.1200.600 | BQ841260LXX | £445.09 |
| 840.1200.750 | BQ841275LXX | £462.04 |
| 840.1200.900 | BQ841290LXX | £527.04 |
| 840.1500.600 | BQ841560LXX | £558.12 |
| 840.1500.750 | BQ841575LXX | £606.16 |
| 840.1500.900 | BQ841590LXX | £707.90 |
| 840.1800.600 | BQ841860LXX | £601.92 |
| 840.1800.750 | BQ841875LXX | £617.47 |
| 840.1800.900 | BQ841890LXX | £727.68 |

Laminate Worktop 20mm thick



| Size H.W.D. | Code | Price |
|--------------|--------------|---------|
| 840.900.600 | BQ849060PLXX | £412.59 |
| 840.1200.600 | BQ841260PLXX | £445.09 |
| 840.1200.750 | BQ841275PLXX | £462.04 |
| 840.1200.900 | BQ841290PLXX | £527.04 |
| 840.1500.600 | BQ841560PLXX | £558.12 |
| 840.1500.750 | BQ841575PLXX | £606.16 |
| 840.1500.900 | BQ841590PLXX | £707.90 |
| 840.1800.600 | BQ841860PLXX | £601.92 |
| 840.1800.750 | BQ841875PLXX | £617.47 |
| 840.1800.900 | BQ841890PLXX | £727.68 |

MFC - Extension Benches

| Size H.W.D. | Code | Price |
|--------------|--------------|---------|
| 840.900.600 | BQ849060GLET | £315.09 |
| 840.1200.600 | BQ841260GLET | £360.31 |
| 840.1200.750 | BQ841275GLET | £388.57 |

Linoleum - Extension Benches

| Size H.W.D. | Code | Price |
|--------------|--------------|---------|
| 840.900.600 | BQ849060LLET | £360.31 |
| 840.1200.600 | BQ841260LLET | £395.63 |
| 840.1200.750 | BQ841275LLET | £411.17 |

Laminate - Extension Benches

| Size H.W.D. | Code | Price |
|--------------|--------------|---------|
| 840.900.600 | BQ849060PLET | £360.31 |
| 840.1200.600 | BQ841260PLET | £395.63 |
| 840.1200.750 | BQ841275PLET | £411.17 |

MFC Lower Shelves - 450mm Deep

| To Fit W. | Code | Price |
|-----------|--------------|---------|
| 1200 | BELS1145GXXX | £113.04 |
| 1500 | BELS1445GXXX | £127.17 |
| 1800 | BELS1745GXXX | £142.71 |

Linoleum Lower Shelves - 450mm Deep

| To Fit W. | Code | Price |
|-----------|--------------|---------|
| 1200 | BELS11458XXX | £165.32 |
| 1500 | BELS14458XXX | £179.45 |
| 1800 | BELS17458XXX | £193.58 |

Laminate Lower Shelves - 450mm Deep

| To Fit W. | Code | Price |
|-----------|--------------|---------|
| 1200 | BELS1145PXXX | £165.32 |
| 1500 | BELS1445PXXX | £179.45 |
| 1800 | BELS1745PXXX | £193.58 |

Drawer & Cupboard Options

| Description | Code | Price |
|-------------------------------|-----------|---------|
| Single Drawer 220 x 420 x 420 | BEDR04021 | £248.68 |
| Triple Drawer 435 x 420 x 420 | BEDR04043 | £473.34 |
| Cupboard Unit 435 x 420 x 420 | BEUC04041 | £223.25 |

Please Note: Only Blue Drawers & Cupboards are available on 5- Day Delivery

Colour Options

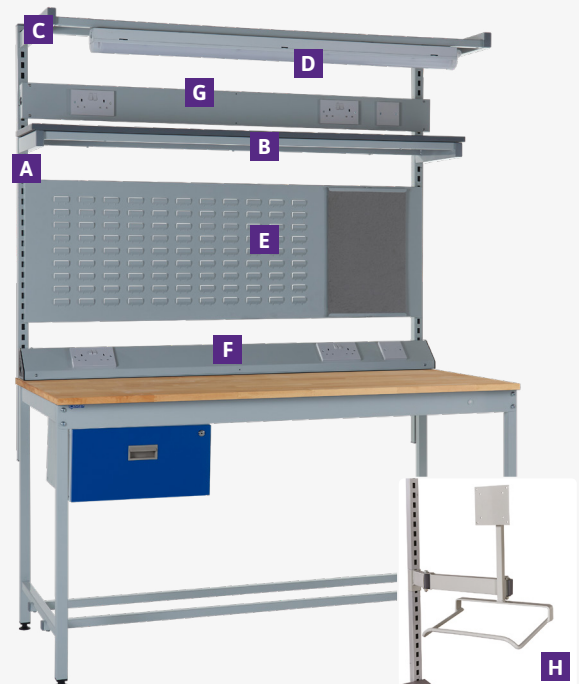
Please add corresponding letters to the end of the code.



Square Tube Workbench - Accessories

| Key | Description | Code | Price |
|-----|---|--------------|---------|
| A | 760mm Rear Support Posts | BESP760SXXXX | £105.97 |
| A | 1180mm Rear Support Posts | BESP1180XXXX | £128.58 |
| B | Upper Shelf 300mm MFC for 1200mm Bench | BEUS1200GXXX | £142.71 |
| B | Upper Shelf 300mm Linoleum for 1200mm Bench | BEUS12008XXX | £148.36 |
| B | Upper Shelf 300mm Laminate for 1200mm Bench | BEUS1200PXXX | £148.36 |
| B | Upper Shelf 300mm Beech for 1200mm Bench | BEUS1200BXXX | £170.97 |
| B | Upper Shelf 300mm MFC for 1500mm Bench | BEUS1500GXXX | £170.97 |
| B | Upper Shelf 300mm Linoleum for 1500mm Bench | BEUS15008XXX | £176.62 |
| B | Upper shelf 300mm Laminate for 1500mm Bench | BEUS1500PXXX | £176.62 |
| B | Upper Shelf 300mm Beech for 1500mm Bench | BEUS1500BXXX | £207.71 |
| B | Upper Shelf 300mm MFC for 1800mm Bench | BEUS1800GXXX | £194.99 |
| B | Upper Shelf 300mm Linoleum for 1800mm Bench | BEUS18008XXX | £210.53 |
| B | Upper Shelf 300mm Laminate for 1800mm Bench | BEUS1800PXXX | £210.53 |
| B | Upper Shelf 300mm Beech for 1800mm Bench | BEUS1800BXXX | £251.51 |
| C | Light/Tool Rail Support for 1200mm Bench | BERS1200XLXX | £111.62 |
| C | Light/Tool Rail Support for 1500mm Bench | BERS1500XLXX | £118.69 |
| C | Light/Tool Rail Support for 1800mm Bench | BERS1800XLXX | £122.93 |
| D | 3 Setting LED Light | BE3SETL1200X | £86.19 |
| | Tilting LED Light - 30 Watt | BELED3012XXX | £228.90 |
| E | Louvred Back Panel with Pinboard for 1200mm Bench | BELO4812IXXX | £204.88 |
| E | Louvred Back Panel with Pinboard for 1500mm Bench | BELO4815IXXX | £213.36 |
| E | Louvred Back Panel with Pinboard for 1800mm Bench | BELO4818IXXX | £248.68 |
| F | Worktop Service Duct for 1200mm Bench | BESDWT122XXX | £170.97 |
| F | Worktop Service Duct for 1500mm Bench | BESDWT15XXXX | £175.21 |
| F | Worktop Service Duct for 1800mm Bench | BESDWT18XXXX | £183.69 |
| G | Post Fitted Service Duct for 1200mm Bench | BESDSP12XXXX | £187.92 |
| G | Post Fitted Service Duct for 1500mm Bench | BESDSP15XXXX | £196.40 |
| G | Post Fitted Service Duct for 1800mm Bench | BESDSP18XXXX | £209.12 |
| H | Monitor and Keyboard Support Arm | BEMONARMFMG | £248.68 |
| | Flat Screen Support Arm | BEMONARMFSC | £98.91 |

Accessories



A

5 DAY
DELIVERY**Kit A - Laminate Worktop**

| Size H.W.D. | Code | Price |
|--------------|---------------------|------------------|
| 840.1200.750 | BQ841275PX1A | £933.97 |
| 840.1500.750 | BQ841575PX1B | £1,076.68 |
| 840.1800.750 | BQ841875PX1C | £1,089.40 |

B

**Kit B - Laminate Worktop**

| Size H.W.D. | Code | Price |
|--------------|---------------------|------------------|
| 840.1200.750 | BQ841275PX3A | £1,157.22 |
| 840.1500.750 | BQ841575PX3B | £1,299.93 |
| 840.1800.750 | BQ841875PX3C | £1,312.65 |

C

**Kit C - Laminate Worktop**

| Size H.W.D. | Code | Price |
|---------------|---------------------|------------------|
| 1600.1200.750 | BQ841275PX5A | £1,390.36 |
| 1600.1500.750 | BQ841575PX5B | £1,581.11 |
| 1600.1800.750 | BQ841875PX5C | £1,651.76 |

D

**Kit D - Laminate Worktop**

| Size H.W.D. | Code | Price |
|---------------|---------------------|------------------|
| 1600.1200.750 | BQ841275PX7A | £1,613.61 |
| 1600.1500.750 | BQ841575PX7B | £1,804.36 |
| 1600.1800.750 | BQ841875PX7C | £1,875.01 |

E

**Kit E - Laminate Worktop**

| Size H.W.D. | Code | Price |
|---------------|---------------------|------------------|
| 2020.1200.750 | BQ841275PX9A | £1,780.34 |
| 2020.1500.750 | BQ841575PX9B | £1,983.81 |
| 2020.1800.750 | BQ841875PX9C | £2,067.17 |

F

**Kit F - Laminate Worktop**

| Size H.W.D. | Code | Price |
|---------------|----------------------|------------------|
| 2020.1200.750 | BQ841275PX11A | £2,003.59 |
| 2020.1500.750 | BQ841575PX11B | £2,207.06 |
| 2020.1800.750 | BQ841875PX11C | £2,290.42 |



Kit A - Beech Worktop

| Size H.W.D. | Code | Price |
|--------------|---------------------|------------------|
| 840.1200.750 | BQ841275BX2A | £983.43 |
| 840.1500.750 | BQ841575BX2B | £1,192.55 |
| 840.1800.750 | BQ841875BX2C | £1,254.72 |



Kit B - Beech Worktop

| Size H.W.D. | Code | Price |
|--------------|---------------------|------------------|
| 840.1200.750 | BQ841275BX4A | £1,206.68 |
| 840.1500.750 | BQ841575BX4B | £1,417.21 |
| 840.1800.750 | BQ841875BX4C | £1,477.96 |



Kit C - Beech Worktop

| Size H.W.D. | Code | Price |
|---------------|---------------------|------------------|
| 1600.1200.750 | BQ841275BX6A | £1,439.81 |
| 1600.1500.750 | BQ841575BX6B | £1,696.98 |
| 1600.1800.750 | BQ841875BX6C | £1,817.08 |



Kit D - Beech Worktop

| Size H.W.D. | Code | Price |
|---------------|---------------------|------------------|
| 1600.1200.750 | BQ841275BX8A | £1,663.06 |
| 1600.1500.750 | BQ841575BX8B | £1,921.64 |
| 1600.1800.750 | BQ841875BX8C | £2,040.33 |



Kit E - Beech Worktop

| Size H.W.D. | Code | Price |
|---------------|---------------------|------------------|
| 2020.1200.750 | BQ841275B10A | £1,829.79 |
| 2020.1500.750 | BQ841575B10B | £2,099.67 |
| 2020.1800.750 | BQ841875B10C | £2,232.49 |



Kit F - Beech Worktop

| Size H.W.D. | Code | Price |
|---------------|---------------------|------------------|
| 2020.1200.750 | BQ841275B12A | £2,053.04 |
| 2020.1500.750 | BQ841575B12B | £2,322.92 |
| 2020.1800.750 | BQ841875B12C | £2,455.74 |

- Equipped with 4 swivel-braked castors for improved mobility, making it easy to manoeuvre around assembly, production, or light-engineering environments.
- Powder-coated light grey framework.
- MFC, Linoleum, Solid Beech and Laminate worktop options available.
- Full range of accessories available including drawers, cupboards, shelves, louvre panels and service ducts.
- Mobile bench height: 840mm, other heights available - please speak to sales.
- Delivered in knock-down form.

300KG
UDL
EVENLY DISTRIBUTED

£488.06 FROM

Workbench shown with laminate worktop, other options are also available



Solid Beech Worktop 27mm thick

| Size H.W.D. | Code | Price |
|--------------|--------------|---------|
| 840.900.600 | BQ849060BLMX | £512.08 |
| 840.1200.600 | BQ841260BLMX | £575.66 |
| 840.1200.750 | BQ841275BLMX | £615.22 |
| 840.1200.900 | BQ841290BLMX | £661.85 |
| 840.1500.600 | BQ841560BLMX | £749.46 |
| 840.1500.750 | BQ841575BLMX | £825.76 |
| 840.1500.900 | BQ841590BLMX | £887.93 |
| 840.1800.600 | BQ841860BLMX | £760.76 |
| 840.1800.750 | BQ841875BLMX | £886.51 |
| 840.1800.900 | BQ841890BLMX | £914.77 |

Linoleum Worktop 20mm thick

| Size H.W.D. | Code | Price |
|--------------|--------------|---------|
| 840.900.600 | BQ849060GLMX | £516.32 |
| 840.1200.600 | BQ841260GLMX | £548.82 |
| 840.1200.750 | BQ841275GLMX | £565.77 |
| 840.1200.900 | BQ841290GLMX | £630.77 |
| 840.1500.600 | BQ841560GLMX | £661.85 |
| 840.1500.750 | BQ841575GLMX | £709.89 |
| 840.1500.900 | BQ841590GLMX | £811.63 |
| 840.1800.600 | BQ841860GLMX | £705.65 |
| 840.1800.750 | BQ841875GLMX | £721.20 |
| 840.1800.900 | BQ841890GLMX | £831.41 |

Laminate Worktop 20mm thick

| Size H.W.D. | Code | Price |
|--------------|--------------|---------|
| 840.900.600 | BQ849060PLMX | £516.32 |
| 840.1200.600 | BQ841260PLMX | £548.82 |
| 840.1200.750 | BQ841275PLMX | £565.77 |
| 840.1200.900 | BQ841290PLMX | £630.77 |
| 840.1500.600 | BQ841560PLMX | £661.85 |
| 840.1500.750 | BQ841575PLMX | £709.89 |
| 840.1500.900 | BQ841590PLMX | £811.63 |
| 840.1800.600 | BQ841860PLMX | £705.65 |
| 840.1800.750 | BQ841875PLMX | £721.20 |
| 840.1800.900 | BQ841890PLMX | £831.41 |

MFC Worktop 18mm thick


| Size H.W.D. | Code | Price |
|--------------|--------------|---------|
| 840.900.600 | BQ849060GLMX | £488.06 |
| 840.1200.600 | BQ841260GLMX | £513.49 |
| 840.1200.750 | BQ841275GLMX | £541.75 |
| 840.1200.900 | BQ841290GLMX | £550.23 |
| 840.1500.600 | BQ841560GLMX | £637.83 |
| 840.1500.750 | BQ841575GLMX | £666.09 |
| 840.1500.900 | BQ841590GLMX | £674.57 |
| 840.1800.600 | BQ841860GLMX | £650.55 |
| 840.1800.750 | BQ841875GLMX | £678.81 |
| 840.1800.900 | BQ841890GLMX | £694.35 |

Drawer & Cupboard Options

| Description | Code | Price |
|-------------------------------|-----------|---------|
| Single Drawer 220 x 420 x 420 | BEDR04021 | £248.68 |
| Triple Drawer 435 x 420 x 420 | BEDR04043 | £473.34 |
| Cupboard Unit 435 x 420 x 420 | BECU04041 | £223.25 |

Colour Options

Please add corresponding letters to the end of the code



Our versatile Mobile Square Tube Workbenches come in six kits, with the option of solid beech or laminate worktops.

Kit A



| Size H.W.D. | Solid Beech | Price | Laminate | Price |
|--------------|--------------|------------------|--------------|------------------|
| 840.1200.750 | BM841275BX2A | £1,087.16 | BM841275PX1A | £1,037.70 |
| 840.1500.750 | BM841575BX2B | £1,296.28 | BM841575PX1B | £1,180.41 |
| 840.1800.750 | BM841875BX2C | £1,358.45 | BM841875PX1C | £1,193.13 |

Kit B



| Size H.W.D. | Solid Beech | Price | Laminate | Price |
|--------------|--------------|------------------|--------------|------------------|
| 840.1200.750 | BM841275BX4A | £1,310.41 | BM841275PX3A | £1,260.95 |
| 840.1500.750 | BM841575BX4B | £1,520.94 | BM841275PX3B | £1,403.66 |
| 840.1800.750 | BM841875BX4C | £1,581.69 | BM841275PX3C | £1,416.38 |

Kit C



| Size H.W.D. | Solid Beech | Price | Laminate | Price |
|--------------|--------------|------------------|--------------|------------------|
| 840.1200.750 | BM841275BX6A | £1,543.54 | BM841275PX5A | £1,494.09 |
| 840.1500.750 | BM841575BX6B | £1,800.71 | BM841575PX5B | £1,684.84 |
| 840.1800.750 | BM841875BX6C | £1,920.81 | BM841875PX5C | £1,755.49 |

Kit D



| Size H.W.D. | Solid Beech | Price | Laminate | Price |
|--------------|--------------|------------------|--------------|------------------|
| 840.1200.750 | BM841275BX8A | £1,766.79 | BM841275PX7A | £1,717.34 |
| 840.1500.750 | BM841575BX8B | £2,025.37 | BM841575PX7B | £1,908.09 |
| 840.1800.750 | BM841875BX8C | £2,144.06 | BM841875PX7C | £1,978.74 |

Kit E



| Size H.W.D. | Solid Beech | Price | Laminate | Price |
|--------------|--------------|------------------|--------------|------------------|
| 840.1200.750 | BM841275B10A | £1,933.52 | BM841275PX9A | £1,884.07 |
| 840.1500.750 | BM841575B10B | £2,203.40 | BM841575PX9B | £2,087.54 |
| 840.1800.750 | BM841875B10C | £2,336.22 | BM841875PX9C | £2,170.90 |

Kit F



| Size H.W.D. | Solid Beech | Price | Laminate | Price |
|--------------|--------------|------------------|--------------|------------------|
| 840.1200.750 | BM841275B12A | £2,156.77 | BM841275P11A | £2,107.32 |
| 840.1500.750 | BM841575B12B | £2,426.65 | BM841575P11B | £2,310.79 |
| 840.1800.750 | BM841875B12C | £2,559.47 | BM841875P11C | £2,394.15 |

Workbenches

Euroslide

Cupboards

Lockers

Workstations

Cycle Parking

Smoking Shelters

Trucks & Trolleys

Canteen Furniture

Pallets

Barriers



Workbench shown with optional drawer units and a range of accessories

- General workshop bench suitable for use in assembly, production and light engineering.
- Cantilever construction allows for maximum leg room.
- Height-adjustable feet for easy levelling.
- Powder-coated light grey framework.
- Linoleum, MFC, Solid Beech and Laminate worktop options available.
- Full range of accessories available including drawers, cupboards, shelves, louvre panels and service ducts.
- Standard bench height: 840mm - 760mm and 920mm also available.
- Delivered in knock-down form.
- Order quantities may apply, please speak to the sales team.



Workbench shown with extension unit

Solid Beech Worktop 27mm thick



| Size H.W.D. | Code | Price |
|--------------|---------------------|----------------|
| 840.1200.750 | BC841275BLXX | £556.71 |
| 840.1200.900 | BC841290BLXX | £603.34 |
| 840.1500.750 | BC841575BLXX | £772.89 |
| 840.1500.900 | BC841590BLXX | £801.15 |
| 840.1800.750 | BC841875BLXX | £844.96 |
| 840.1800.900 | BC841890BLXX | £873.21 |




All RED product codes are available on 5-Day Delivery

MFC Worktop 18mm thick



| Size H.W.D. | Code | Price |
|--------------|---------------------|----------------|
| 840.1200.750 | BC841275GLXX | £476.17 |
| 840.1200.900 | BC841290GLXX | £542.58 |
| 840.1500.750 | BC841575GLXX | £624.53 |
| 840.1500.900 | BC841590GLXX | £729.09 |
| 840.1800.750 | BC841875GLXX | £637.25 |
| 840.1800.900 | BC841890GLXX | £750.29 |

Linoleum Worktop 20mm thick



| Size H.W.D. | Code | Price |
|--------------|--------------|----------------|
| 840.1200.750 | BC8412758LXX | £507.26 |
| 840.1200.900 | BC8412908LXX | £572.25 |
| 840.1500.750 | BC8415758LXX | £655.62 |
| 840.1500.900 | BC8415908LXX | £758.76 |
| 840.1800.750 | BC8418758LXX | £679.64 |
| 840.1800.900 | BC8418908LXX | £789.85 |

Laminate Worktop 20mm thick



| Size H.W.D. | Code | Price |
|--------------|---------------------|----------------|
| 840.1200.750 | BC841275PLXX | £507.26 |
| 840.1200.900 | BC841290PLXX | £572.25 |
| 840.1500.750 | BC841575PLXX | £655.62 |
| 840.1500.900 | BC841590PLXX | £758.76 |
| 840.1800.750 | BC841875PLXX | £679.64 |
| 840.1800.900 | BC841890PLXX | £789.85 |

MFC - Extension Benches

| Size H.W.D. | Code | Price |
|--------------|--------------|----------------|
| 840.900.600 | BC849060GLET | £299.55 |
| 840.1200.600 | BC841260GLET | £326.40 |
| 840.1200.750 | BC841275GLET | £356.07 |

Linoleum - Extension Benches

| Size H.W.D. | Code | Price |
|--------------|--------------|----------------|
| 840.900.600 | BC8490608LET | £430.96 |
| 840.1200.600 | BC8412608LET | £450.74 |
| 840.1200.750 | BC8412758LET | £486.06 |

Laminate - Extension Benches

| Size H.W.D. | Code | Price |
|--------------|--------------|----------------|
| 840.900.600 | BC849060PLET | £430.96 |
| 840.1200.600 | BC841260PLET | £450.74 |
| 840.1200.750 | BC841275PLET | £486.06 |

Drawer & Cupboard Options



| Description | Code | Price |
|-------------------------------|------------------|----------------|
| Single Drawer 220 x 420 x 420 | BEDR04021 | £248.68 |
| Triple Drawer 435 x 420 x 420 | BEDR04043 | £473.34 |
| Cupboard Unit 435 x 420 x 420 | BEUC04041 | £223.25 |

Colour Options

Please add corresponding letters to the end of the code.



Please Note: Only Blue Drawers & Cupboards are available on 5-Day Delivery

Accessories



Cantilever Workbench - Accessories

| Key | Description | Code | Price |
|-----|---|---------------------|----------------|
| A | 760mm Rear Support Posts | BESP760SXXXX | £105.97 |
| A | 1180mm Rear Support Posts | BESP1180XXXX | £128.58 |
| B | Upper shelf 300mm MFC for 1200mm Bench | BEUS1200GXXX | £142.71 |
| B | Upper shelf 300mm Linoleum for 1200mm Bench | BEUS12008XXX | £148.36 |
| B | Upper shelf 300mm Laminate for 1200mm Bench | BEUS1200PXXX | £148.36 |
| B | Upper shelf 300mm Beech for 1200mm Bench | BEUS1200BXXX | £170.97 |
| B | Upper Shelf 300mm MFC for 1500mm Bench | BEUS1500GXXX | £170.97 |
| B | Upper Shelf 300mm Linoleum for 1500mm Bench | BEUS15008XXX | £176.62 |
| B | Upper shelf 300mm Laminate for 1500mm Bench | BEUS1500PXXX | £176.62 |
| B | Upper Shelf 300mm Beech for 1500mm Bench | BEUS1500BXXX | £207.71 |
| B | Upper Shelf 300mm MFC for 1800mm Bench | BEUS1800GXXX | £194.99 |
| B | Upper Shelf 300mm Linoleum for 1800mm Bench | BEUS18008XXX | £210.53 |
| B | Upper Shelf 300mm Laminate for 1800mm Bench | BEUS1800PXXX | £210.53 |
| B | Upper Shelf 300mm Beech for 1800mm Bench | BEUS1800BXXX | £251.51 |
| C | Light/Tool Rail Support for 1200mm Bench | BERS1200XLXX | £111.62 |
| C | Light/Tool Rail Support for 1500mm Bench | BERS1500XLXX | £118.69 |
| C | Light/Tool Rail Support for 1800mm Bench | BERS1800XLXX | £122.93 |
| D | 3 Setting LED Light | BE3SETL1200X | £86.19 |
| | Tilting LED Light - 30 Watt | BELED3012XXX | £228.90 |
| E | Louvred Back Panel with Pinboard for 1200mm Bench | BELO4812IXXX | £204.88 |
| E | Louvred Back Panel with Pinboard for 1500mm Bench | BELO4815IXXX | £213.36 |
| E | Louvred Back Panel with Pinboard for 1800mm Bench | BELO4818IXXX | £248.68 |
| F | Worktop Service Duct for 1200mm Bench | BESDWT122XXX | £170.97 |
| F | Worktop Service Duct for 1500mm Bench | BESDWT15XXXX | £175.21 |
| F | Worktop Service Duct for 1800mm Bench | BESDWT18XXXX | £183.69 |
| G | Post Fitted Service Duct for 1200mm Bench | BESDSP12XXXX | £187.92 |
| G | Post Fitted Service Duct for 1500mm Bench | BESDSP15XXXX | £196.40 |
| G | Post Fitted Service Duct for 1800mm Bench | BESDSP18XXXX | £209.12 |
| | Monitor and Keyboard Support Arm | BEMONARMFMG | £248.68 |
| H | Flat Screen Support Arm | BEMONARMLSC | £98.91 |

A

5 DAY
DELIVERY

Kit A - Laminate Worktop

| Size H.W.D. | Code | Price |
|--------------|---------------------|------------------|
| 840.1200.750 | BC841275PX1A | £979.19 |
| 840.1500.750 | BC841575PX1B | £1,127.55 |
| 840.1800.750 | BC841875PX1C | £1,151.57 |

B



Kit B - Laminate Worktop

| Size H.W.D. | Code | Price |
|--------------|---------------------|------------------|
| 840.1200.750 | BC841275PX3A | £1,227.87 |
| 840.1500.750 | BC841575PX3B | £1,377.64 |
| 840.1800.750 | BC841875PX3C | £1,400.25 |

C



Kit C - Laminate Worktop

| Size H.W.D. | Code | Price |
|---------------|---------------------|------------------|
| 1600.1200.750 | BC841275PX5A | £1,435.58 |
| 1600.1500.750 | BC841575PX5B | £1,631.98 |
| 1600.1800.750 | BC841875PX5C | £1,713.93 |

D



Kit D - Laminate Worktop

| Size H.W.D. | Code | Price |
|---------------|---------------------|------------------|
| 1600.1200.750 | BC841275PX7A | £1,658.82 |
| 1600.1500.750 | BC841575PX7B | £1,855.23 |
| 1600.1800.750 | BC841875PX7C | £1,937.18 |

E



Kit E - Laminate Worktop

| Size H.W.D. | Code | Price |
|---------------|---------------------|------------------|
| 2020.1200.750 | BC841275PX9A | £1,825.56 |
| 2020.1500.750 | BC841575PX9B | £2,034.67 |
| 2020.1800.750 | BC841875PX9C | £2,129.34 |

F



Kit F - Laminate Worktop

| Size H.W.D. | Code | Price |
|---------------|---------------------|------------------|
| 2020.1200.750 | BC841275P11A | £2,048.80 |
| 2020.1500.750 | BC841575P11B | £2,257.92 |
| 2020.1800.750 | BC841875P11C | £2,352.59 |

A

Kit A - Beech Worktop

| Size H.W.D. | Code | Price |
|--------------|---------------------|------------------|
| 840.1200.750 | BC841275BX2A | £1,028.64 |
| 840.1500.750 | BC841575BX2B | £1,243.41 |
| 840.1800.750 | BC841875BX2C | £1,316.89 |

B

Kit B - Beech Worktop

| Size H.W.D. | Code | Price |
|--------------|---------------------|------------------|
| 840.1200.750 | BC841275BX4A | £1,277.32 |
| 840.1500.750 | BC841575BX4B | £1,493.51 |
| 840.1800.750 | BC841875BX4C | £1,565.57 |

C

Kit C - Beech Worktop

| Size H.W.D. | Code | Price |
|---------------|---------------------|------------------|
| 1600.1200.750 | BC841275BX6A | £1,485.03 |
| 1600.1500.750 | BC841575BX6B | £1,747.84 |
| 1600.1800.750 | BC841875BX6C | £1,879.25 |

D

Kit D - Beech Worktop

| Size H.W.D. | Code | Price |
|---------------|---------------------|------------------|
| 1600.1200.750 | BC841275BX8A | £1,708.38 |
| 1600.1500.750 | BC841575BX8B | £1,971.09 |
| 1600.1800.750 | BC841875BX8C | £2,102.50 |

E

Kit E - Beech Worktop

| Size H.W.D. | Code | Price |
|---------------|---------------------|------------------|
| 2020.1200.750 | BC841275B10A | £1,875.01 |
| 2020.1500.750 | BC841575B10B | £2,150.54 |
| 2020.1800.750 | BC841875B10C | £2,294.66 |

F

Kit F - Beech Worktop

| Size H.W.D. | Code | Price |
|---------------|---------------------|------------------|
| 2020.1200.750 | BC841275B12A | £2,098.26 |
| 2020.1500.750 | BC841575B12B | £2,373.79 |
| 2020.1800.750 | BC841875B12C | £2,517.91 |

Workbenches
Euroside
Cupboards
Lockers
Workstations
Cycle Parking
Smoking Shelters
Trucks & Trolleys
Canteen Furniture
Pallets
Barriers

£1,112.01 FROM



Height-adjustable bench shown with laminate worktop and optional accessories

**200KG
UDL**
EVENLY DISTRIBUTED

- Height-adjustable bench suitable for heavy-duty use in assembly, production and engineering.
- Adjustable in height from 730mm to 950mm.
- Powder-coated light grey framework.
- Full range of accessories available including drawers, cupboards, shelves, louvre panels and service ducts.
- Linoleum, Laminate and Solid Beech worktop options available.
- ESD height-adjustable workbench available - please see page 24.



Height-adjustable bench shown with Beech worktop

Linoleum Worktop 20mm thick



| Size W.D. | Code | Price |
|-----------|--------------|------------------|
| 900.600 | BA7990608LXX | £1,177.00 |
| 1200.600 | BA7912608LXX | £1,342.32 |
| 1200.750 | BA7912758LXX | £1,357.86 |
| 1500.600 | BA7915608LXX | £1,407.32 |
| 1500.750 | BA7915758LXX | £1,452.53 |
| 1800.600 | BA7918608LXX | £1,456.77 |
| 1800.750 | BA7918758LXX | £1,475.14 |

Laminate Worktop 20mm thick



| Size W.D. | Code | Price |
|-----------|--------------|------------------|
| 900.600 | BA799060PLXX | £1,177.00 |
| 1200.600 | BA791260PLXX | £1,342.32 |
| 1200.750 | BA791275PLXX | £1,357.86 |
| 1500.600 | BA791560PLXX | £1,407.32 |
| 1500.750 | BA791575PLXX | £1,452.53 |
| 1800.600 | BA791860PLXX | £1,456.77 |
| 1800.750 | BA791875PLXX | £1,475.14 |

Solid Beech Worktop 27mm thick



| Size W.D. | Code | Price |
|-----------|--------------|------------------|
| 900.600 | BA799060BLXX | £1,112.01 |
| 1200.600 | BA791260BLXX | £1,203.85 |
| 1200.750 | BA791275BLXX | £1,391.77 |
| 1500.600 | BA791560BLXX | £1,496.33 |
| 1500.750 | BA791575BLXX | £1,569.81 |
| 1800.600 | BA791860BLXX | £1,511.88 |
| 1800.750 | BA791875BLXX | £1,640.46 |



730mm



950mm



Height adjustable bench shown
with Linoleum worktop

Drawer & Cupboard Options

| Description | Code | Price |
|-------------------------------|-----------|----------------|
| Single Drawer 220 x 420 x 420 | BEDR04021 | £248.68 |
| Triple Drawer 435 x 420 x 420 | BEDR04043 | £473.34 |
| Cupboard Unit 435 x 420 x 420 | BECU04041 | £223.25 |



Colour Options

Please add corresponding letters to the end of the code.



Premium Height-Adjustable Workbench - Accessories

| Key | Description | Code | Price |
|-----|---|---------------|----------------|
| A | 760mm Rear Support Posts | BESP760SXXXX | £105.97 |
| A | 1180mm Rear Support Posts | BESP1180SXXXX | £128.58 |
| B | Upper Shelf 300mm Beech for 1200mm Bench | BEUS1200BXXX | £170.97 |
| B | Upper Shelf 300mm Linoleum for 1200mm Bench | BEUS12008XXX | £148.36 |
| B | Upper Shelf 300mm Laminate for 1200mm Bench | BEUS1200PXXX | £148.36 |
| B | Upper Shelf 300mm Beech for 1500mm Bench | BEUS1500BXXX | £207.71 |
| B | Upper Shelf 300mm Linoleum for 1500mm Bench | BEUS15008XXX | £176.62 |
| B | Upper shelf 300mm Laminate for 1500mm Bench | BEUS1500PXXX | £176.62 |
| B | Upper Shelf 300mm Beech for 1800mm Bench | BEUS1800BXXX | £251.51 |
| B | Upper Shelf 300mm Linoleum for 1800mm Bench | BEUS18008XXX | £210.53 |
| B | Upper Shelf 300mm Laminate for 1800mm Bench | BEUS1800PXXX | £210.53 |
| C | Light/Tool Rail Support for 1200mm Bench | BERS1200XLXX | £111.62 |
| C | Light/Tool Rail Support for 1500mm Bench | BERS1500XLXX | £118.69 |
| C | Light/Tool Rail Support for 1800mm Bench | BERS1800XLXX | £122.93 |
| D | 3 Setting LED Light | BE3SETL1200X | £86.19 |
| | Tilting LED Light - 30 Watt | BELED3012XXX | £228.90 |
| E | Louvred Back Panel with Pinboard for 1200mm Bench | BELO4812IXXX | £204.88 |
| E | Louvred Back Panel with Pinboard for 1500mm Bench | BELO4815IXXX | £213.36 |
| E | Louvred Back Panel with Pinboard for 1800mm Bench | BELO4818IXXX | £248.68 |
| F | Worktop Service Duct for 1200mm Bench | BESDWT122XXX | £170.97 |
| F | Worktop Service Duct for 1500mm Bench | BESDWT15XXXX | £175.21 |
| F | Worktop Service Duct for 1800mm Bench | BESDWT18XXXX | £183.69 |
| G | Post Fitted Service Duct for 1200mm Bench | BESDSP12XXXX | £187.92 |
| G | Post Fitted Service Duct for 1500mm Bench | BESDSP15XXXX | £196.40 |
| G | Post Fitted Service Duct for 1800mm Bench | BESDSP18XXXX | £209.12 |
| | Monitor and Keyboard Support Arm | BEMONARMFMG | £248.68 |
| H | Flat Screen Support Arm | BEMONARMLSC | £98.91 |

Accessories






£1,424.01 FROM


**200KG
UDL**
EVENLY DISTRIBUTED

Height-adjustable bench shown with laminate worktop and optional accessories

- Height-adjustable bench suitable for heavy-duty use in assembly, production and engineering.
- Adjustable in height from 650mm to 1290mm with a two-button switch.
- Powder-coated light grey framework with black legs.
- Full range of accessories available including drawers, cupboards, shelves, louvre panels and service ducts.
- Linoleum, Laminate and Solid Beech worktop options available.



Linoleum Worktop 20mm thick



| Size W.D. | Code | Price |
|-----------|--------------|------------------|
| 900.600 | BAE6590608LX | £1,489.00 |
| 1200.600 | BAE6512608LX | £1,654.32 |
| 1200.750 | BAE6512758LX | £1,669.86 |
| 1500.600 | BAE6515608LX | £1,719.32 |
| 1500.750 | BAE6515758LX | £1,764.53 |
| 1800.600 | BAE6518608LX | £1,768.77 |
| 1800.750 | BAE6518758LX | £1,787.14 |

Laminate Worktop 20mm thick

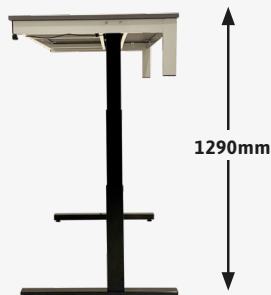


| Size W.D. | Code | Price |
|-----------|--------------|------------------|
| 900.600 | BAE659060PLX | £1,489.00 |
| 1200.600 | BAE651260PLX | £1,654.32 |
| 1200.750 | BAE651275PLX | £1,669.86 |
| 1500.600 | BAE651560PLX | £1,719.32 |
| 1500.750 | BAE651575PLX | £1,764.53 |
| 1800.600 | BAE651860PLX | £1,768.77 |
| 1800.750 | BAE651875PLX | £1,787.14 |

Solid Beech Worktop 27mm thick



| Size W.D. | Code | Price |
|-----------|--------------|------------------|
| 900.600 | BAE659060BLX | £1,424.01 |
| 1200.600 | BAE651260BLX | £1,515.85 |
| 1200.750 | BAE651275BLX | £1,703.77 |
| 1500.600 | BAE651560BLX | £1,808.33 |
| 1500.750 | BAE651575BLX | £1,881.81 |
| 1800.600 | BAE651860BLX | £1,823.88 |
| 1800.750 | BAE651875BLX | £1,952.46 |



Height adjustable with a two-button adjustment switch

Drawer & Cupboard Options

| Description | Code | Price |
|-------------------------------|-----------|----------------|
| Single Drawer 220 x 420 x 420 | BEDR04021 | £248.68 |
| Triple Drawer 435 x 420 x 420 | BEDR04043 | £473.34 |
| Cupboard Unit 435 x 420 x 420 | BECU04041 | £223.25 |



Colour Options

Please add corresponding letters to the end of the code.



Premium Electric Height-Adjustable Workbench - Accessories

| Key | Description | Code | Price |
|-----|---|---------------|----------------|
| A | 760mm Rear Support Posts | BESP760SXXXX | £105.97 |
| A | 1180mm Rear Support Posts | BESP1180SXXXX | £128.58 |
| B | Upper shelf 300mm Beech for 1200mm Bench | BEUS1200BXXX | £170.97 |
| B | Upper shelf 300mm Linoleum for 1200mm Bench | BEUS12008XXX | £148.36 |
| B | Upper shelf 300mm Laminate for 1200mm Bench | BEUS1200PXXX | £148.36 |
| B | Upper Shelf 300mm Beech for 1500mm Bench | BEUS1500BXXX | £207.71 |
| B | Upper Shelf 300mm Linoleum for 1500mm Bench | BEUS15008XXX | £176.62 |
| B | Upper shelf 300mm Laminate for 1500mm Bench | BEUS1500PXXX | £176.62 |
| B | Upper Shelf 300mm Beech for 1800mm Bench | BEUS1800BXXX | £251.51 |
| B | Upper Shelf 300mm Linoleum for 1800mm Bench | BEUS18008XXX | £210.53 |
| B | Upper Shelf 300mm Laminate for 1800mm Bench | BEUS1800PXXX | £210.53 |
| C | Light/Tool Rail Support for 1200mm Bench | BERS1200XLXX | £111.62 |
| C | Light/Tool Rail Support for 1500mm Bench | BERS1500XLXX | £118.69 |
| C | Light/Tool Rail Support for 1800mm Bench | BERS1800XLXX | £122.93 |
| D | 3 Setting LED Light | BE3SETL1200X | £86.19 |
| | Tilting LED Light - 30 Watt | BELED3012XXX | £228.90 |
| E | Louvred Back Panel with Pinboard for 1200mm Bench | BELO4812IXXX | £204.88 |
| E | Louvred Back Panel with Pinboard for 1500mm Bench | BELO4815IXXX | £213.36 |
| E | Louvred Back Panel with Pinboard for 1800mm Bench | BELO4818IXXX | £248.68 |
| F | Worktop Service Duct for 1200mm Bench | BESDWT122XXX | £170.97 |
| F | Worktop Service Duct for 1500mm Bench | BESDWT15XXXX | £175.21 |
| F | Worktop Service Duct for 1800mm Bench | BESDWT18XXXX | £183.69 |
| | Post Fitted Service Duct for 1200mm Bench | BESDSP12XXXX | £187.92 |
| | Post Fitted Service Duct for 1500mm Bench | BESDSP15XXXX | £196.40 |
| | Post Fitted Service Duct for 1800mm Bench | BESDSP18XXXX | £209.12 |
| | Monitor and Keyboard Support Arm | BEMONARMFMG | £248.68 |
| G | Flat Screen Support Arm | BEMONARMLSC | £98.91 |

Accessories



Workbenches

Euroside

Cupboards

Lockers

Workstations

Cycle Parking

Smoking Shelters

Trucks & Trolleys

Canteen Furniture

Pallets

Barriers

A


Kit A - Laminate Worktop

| Size W.D. | Code | Price |
|-----------|--------------|-----------|
| 1200.750 | BH651275PX1A | £2,141.80 |
| 1500.750 | BH651575PX1B | £2,236.46 |
| 1800.750 | BH651875PX1C | £2,259.07 |

B


Kit B - Laminate Worktop

| Size W.D. | Code | Price |
|-----------|--------------|-----------|
| 1200.750 | BH65127PX2A | £2,366.46 |
| 1500.750 | BH651575PX2B | £2,461.12 |
| 1800.750 | BH651875PX2C | £2,483.73 |

C


Kit C - Laminate Worktop

| Size W.D. | Code | Price |
|-----------|--------------|-----------|
| 1200.750 | BH651275PX3A | £2,601.02 |
| 1500.750 | BH651575PX3B | £2,732.41 |
| 1800.750 | BH651875PX3C | £2,824.26 |

D


Kit D - Laminate Worktop

| Size W.D. | Code | Price |
|-----------|--------------|-----------|
| 1200.750 | BH651275PX4A | £2,825.68 |
| 1500.750 | BH651575PX4B | £2,957.07 |
| 1800.750 | BH651875PX4C | £3,048.92 |

E


Kit E - Laminate Worktop

| Size W.D. | Code | Price |
|-----------|--------------|-----------|
| 1200.750 | BH651275PX5A | £2,992.40 |
| 1500.750 | BH651575PX5B | £3,135.10 |
| 1800.750 | BH651875PX5C | £3,239.67 |

F


Kit F - Laminate Worktop

| Size W.D. | Code | Price |
|-----------|--------------|-----------|
| 1200.750 | BH651275PX6A | £3,242.50 |
| 1500.750 | BH651575PX6B | £3,385.20 |
| 1800.750 | BH651875PX6C | £3,489.77 |



Kit A - Beech Worktop

| Size W.D. | Code | Price |
|-----------|--------------|-----------|
| 1200.750 | BH651275BX1A | £2,175.70 |
| 1500.750 | BH651575BX1B | £2,353.74 |
| 1800.750 | BH651875BX1C | £2,424.39 |



Kit B - Beech Worktop

| Size W.D. | Code | Price |
|-----------|--------------|-----------|
| 1200.750 | BH651275BX2A | £2,400.36 |
| 1500.750 | BH651575BX2B | £2,578.40 |
| 1800.750 | BH651875BX2C | £2,649.05 |



Kit C - Beech Worktop

| Size W.D. | Code | Price |
|-----------|--------------|-----------|
| 1200.750 | BH651275BX3A | £2,634.92 |
| 1500.750 | BH651575BX3B | £2,849.69 |
| 1800.750 | BH651875BX3C | £2,989.57 |



Kit D - Beech Worktop

| Size W.D. | Code | Price |
|-----------|--------------|-----------|
| 1200.750 | BH651275BX4A | £2,859.58 |
| 1500.750 | BH651575BX4B | £3,074.35 |
| 1800.750 | BH651875BX4C | £3,214.23 |



Kit E - Beech Worktop

| Size W.D. | Code | Price |
|-----------|--------------|-----------|
| 1200.750 | BH651275BX5A | £3,026.31 |
| 1500.750 | BH651575BX5B | £3,252.38 |
| 1800.750 | BH651875BX5C | £3,404.99 |



Kit F - Beech Worktop

| Size W.D. | Code | Price |
|-----------|--------------|-----------|
| 1200.750 | BH651275BX6A | £3,276.41 |
| 1500.750 | BH651575BX6B | £3,502.48 |
| 1800.750 | BH651875BX6C | £3,655.09 |




**250KG
UDL**
EVENLY DISTRIBUTED

Static Dissipative bench shown with extension bench and a range of accessories



- General workshop bench with static dissipative properties.
- Suitable for use as an assembly or repair bench in the electrical and electronic industries.
- A leg in each corner gives firm support.
- Powder-coated light grey framework.
- Neostat or Lamstat worktop options available.
- Full range of accessories available including wrist straps, circuit breakers and earth/ground leads.
- Standard bench height: 840mm - 760 and 920mm also available.
- Delivered in knock-down form.
- Order quantities may apply, please speak to the sales team.



Static Dissipative bench shown with extension bench



Neostat Worktop 20mm thick 10⁵ 10⁷ ohms

| Size H.W.D. | Code | Price |
|--------------|--------------|-----------|
| 840.900.600 | BQ849060NLXX | £553.88 |
| 840.1200.600 | BQ841260NLXX | £640.07 |
| 840.1200.750 | BQ841275NLXX | £707.90 |
| 840.1200.900 | BQ841290NLXX | £785.61 |
| 840.1500.600 | BQ841560NLXX | £809.63 |
| 840.1500.750 | BQ841575NLXX | £987.66 |
| 840.1500.900 | BQ841590NLXX | £1,028.64 |
| 840.1800.600 | BQ841860NLXX | £909.95 |
| 840.1800.750 | BQ841875NLXX | £1,086.57 |
| 840.1800.900 | BQ841890NLXX | £1,134.61 |

Neostat - Extension Benches

| Size H.W.D. | Code | Price |
|--------------|--------------|---------|
| 840.900.600 | BQ849060NLET | £538.34 |
| 840.1200.600 | BQ841260NLET | £590.62 |
| 840.1200.750 | BQ841275NLET | £655.62 |

Neostat Lower Shelves - 450mm Deep

| To Fit W. | Code | Price |
|-----------|--------------|---------|
| 1200 | BELS1145NLXX | £247.27 |
| 1500 | BELS1445NLXX | £320.74 |
| 1800 | BELS1745NLXX | £333.46 |



Lamstat Worktop 20mm thick 10⁶ 10⁸ ohms

| Size H.W.D. | Code | Price |
|--------------|---------------------|-----------|
| 840.900.600 | BQ849060LLXX | £552.47 |
| 840.1200.600 | BQ841260LLXX | £607.58 |
| 840.1200.750 | BQ841275LLXX | £673.99 |
| 840.1200.900 | BQ841290LLXX | £782.78 |
| 840.1500.600 | BQ841560LLXX | £770.07 |
| 840.1500.750 | BQ841575LLXX | £1,037.12 |
| 840.1500.900 | BQ841590LLXX | £1,078.09 |
| 840.1800.600 | BQ841860LLXX | £1,031.47 |
| 840.1800.750 | BQ841875LLXX | £1,095.05 |
| 840.1800.900 | BQ841890LLXX | £1,141.68 |

Lamstat - Extension Benches

| Size H.W.D. | Code | Price |
|--------------|--------------|---------|
| 840.900.600 | BQ849060LLET | £528.45 |
| 840.1200.600 | BQ841260LLET | £556.71 |
| 840.1200.750 | BQ841275LLET | £624.53 |

Lamstat Lower Shelves - 450mm Deep

| To Fit W. | Code | Price |
|-----------|--------------|---------|
| 1200 | BELS1145LLXX | £221.84 |
| 1500 | BELS1445LLXX | £281.18 |
| 1800 | BELS1745LLXX | £309.44 |



All RED product codes are available on 5-Day Delivery

Drawer & Cupboard Options

| Description | Code | Price |
|-------------------------------|------------------|---------|
| Single Drawer 220 x 420 x 420 | BEDR04021 | £248.68 |
| Triple Drawer 435 x 420 x 420 | BEDR04043 | £473.34 |
| Cupboard Unit 435 x 420 x 420 | BECU04041 | £223.25 |



Please Note: Only Blue Drawers & Cupboards are available on 5-Day Delivery

Colour Options


Please add corresponding letters to the end of the code.



Square Tube Static Dissipative Workbench - Accessories

| Key | Description | Code | Price |
|-----|--|---------------------|---------|
| A | 760mm Rear Support Posts | BESP760SXXX | £105.97 |
| A | 1180mm Rear Support Posts | BESP1180SXXX | £128.58 |
| B | Upper shelf 300mm Neostat for 1200mm Bench | BEUS1200NXXX | £247.27 |
| B | Upper shelf 300mm Lamstat for 1200mm Bench | BEUS1200LXXX | £221.84 |
| B | Upper shelf 300mm Neostat for 1500mm Bench | BEUS1500NXXX | £320.74 |
| B | Upper shelf 300mm Lamstat for 1500mm Bench | BEUS1500LXXX | £281.18 |
| B | Upper shelf 300mm Neostat for 1800mm Bench | BEUS1800NXXX | £333.46 |
| B | Upper shelf 300mm Lamstat for 1800mm Bench | BEUS1800LXXX | £309.44 |
| C | Light/Tool Rail Support for 1200mm Bench | BERS1200XLXX | £111.62 |
| C | Light/Tool Rail Support for 1500mm Bench | BERS1500XLXX | £118.69 |
| C | Light/Tool Rail Support for 1800mm Bench | BERS1800XLXX | £122.93 |
| D | 3 Setting LED Light | BE3SETL1200X | £86.19 |
| | Tilting LED Light - 30 Watt | BELED3012XXX | £228.90 |
| E | Louvred Galv back panel with pinboard for 1200mm Bench | BELO4812ZXXX | £213.36 |
| E | Louvred Galv back panel with pinboard for 1500mm Bench | BELO4815ZXXX | £235.97 |
| E | Louvred Galv back panel with pinboard for 1800mm Bench | BELO4818ZXXX | £262.81 |
| F | Worktop Service Duct for 1200mm Bench | BESDWT122XXX | £170.97 |
| F | Worktop Service Duct for 1500mm Bench | BESDWT15XXX | £175.21 |
| F | Worktop Service Duct for 1800mm Bench | BESDWT18XXX | £183.69 |
| G | Post Fitted Service Duct for 1200mm Bench | BESDSP12XXXX | £187.92 |
| G | Post Fitted Service Duct for 1500mm Bench | BESDSP15XXXX | £196.40 |
| G | Post Fitted Service Duct for 1800mm Bench | BESDSP18XXXX | £209.12 |
| | RCB circuit breaker | BERCBCBXXXX | £131.41 |
| | Wrist strap with 10mm stud or 4mm banana | BEWRISTRXXXX | £43.80 |
| | Earth/ground lead with 1m ohm resistor | BEEARGROXXXX | £26.85 |
| | Earth/ground lead with 3 pin plug | BEEALEAD3PIN | £40.98 |
| | Insulating strip - required for Worktop Service Ducts | BESERINSXXXX | £14.13 |
| | Double Data Socket | BEDDSBPXXXX | £67.82 |
| | Flat Screen Support Arm | BEMONARMFLSC | £98.91 |
| | Anti-Static Floor Mat 1200mm x 1500mm | BEFLMA15XXXX | POA |
| | Anti-Static Floor Mat 1200mm x 2000mm | BEFLMA20XXXX | POA |
| | Anti-Static Floor Mat 1200mm x 3000mm | BEFLMA30XXXX | POA |

Accessories



5 DAY
DELIVERY

£538 FROM
.34

250KG
UDL
EVENLY DISTRIBUTED

Static Dissipative bench shown with extension bench and a range of accessories



- General workshop bench with static dissipative properties.
- Suitable for use as an assembly or repair bench in the electrical and electronic industries.
- Cantilever construction allows for maximum leg room.
- Powder-coated light grey framework.
- Neostat or Lamstat worktop options available.
- Full range of accessories available including wrist straps, circuit breakers and earth/ground leads.
- Standard bench height: 840mm - 760mm and 920mm also available.
- Delivered in knock-down form.
- Order quantities may apply, please speak to the sales team.





Neostat Worktop 20mm thick 10⁵ 10⁷ ohms



| Size H.W.D. | Code | Price |
|--------------|--------------|-----------|
| 840.1200.750 | BC841275NLXX | £538.34 |
| 840.1200.900 | BC841290NLXX | £830.83 |
| 840.1500.750 | BC841575NLXX | £1,038.53 |
| 840.1500.900 | BC841590NLXX | £1,079.51 |
| 840.1800.750 | BC841875NLXX | £1,148.74 |
| 840.1800.900 | BC841890NLXX | £1,196.78 |

Neostat - Extension Benches

| Size H.W.D. | Code | Price |
|--------------|--------------|---------|
| 840.900.600 | BC849060NLET | £645.73 |
| 840.1200.600 | BC841260NLET | £669.75 |
| 840.1200.750 | BC841275NLET | £703.66 |



Lamstat Worktop 20mm thick 106 108 ohms



| Size H.W.D. | Code | Price |
|--------------|--------------|-----------|
| 840.1200.750 | BC841275LLXX | £719.20 |
| 840.1200.900 | BC841290LLXX | £828.00 |
| 840.1500.750 | BC841575LLXX | £1,087.99 |
| 840.1500.900 | BC841590LLXX | £1,128.96 |
| 840.1800.750 | BC841875LLXX | £1,157.22 |
| 840.1800.900 | BC841890LLXX | £1,202.44 |

Lamstat - Extension Benches

| Size H.W.D. | Code | Price |
|--------------|--------------|---------|
| 840.900.600 | BC849060LLET | £610.40 |
| 840.1200.600 | BC841260LLET | £631.60 |
| 840.1200.750 | BC841275LLET | £668.33 |



Drawer & Cupboard Options

| Description | Code | Price |
|-------------------------------|-----------|---------|
| Single Drawer 220 x 420 x 420 | BEDR04021 | £248.68 |
| Triple Drawer 435 x 420 x 420 | BEDR04043 | £473.34 |
| Cupboard Unit 435 x 420 x 420 | BEKU04041 | £223.25 |



Please Note: Only **Blue** Drawers & Cupboards are available on 5-Day Delivery

Colour Options

Please add corresponding letters to the end of the code.



All **RED** product codes are available on 5-Day Delivery



Cantilever Static Dissipative Workbench - Accessories

| Key | Description | Code | Price |
|-----|--|--------------|---------|
| A | 760mm Rear Support Posts | BESP760SXXX | £105.97 |
| A | 1180mm Rear Support Posts | BESP1180SXXX | £128.58 |
| B | Upper shelf 300mm Neostat for 1200mm Bench | BEUS1200NXXX | £247.27 |
| B | Upper shelf 300mm Lamstat for 1200mm Bench | BEUS1200LXXX | £221.84 |
| B | Upper shelf 300mm Neostat for 1500mm Bench | BEUS1500NXXX | £320.74 |
| B | Upper shelf 300mm Lamstat for 1500mm Bench | BEUS1500LXXX | £281.18 |
| B | Upper shelf 300mm Neostat for 1800mm Bench | BEUS1800NXXX | £333.46 |
| B | Upper shelf 300mm Lamstat for 1800mm Bench | BEUS1800LXXX | £309.44 |
| C | Light/Tool Rail Support for 1200mm Bench | BERS1200XLXX | £111.62 |
| C | Light/Tool Rail Support for 1500mm Bench | BERS1500XLXX | £118.69 |
| C | Light/Tool Rail Support for 1800mm Bench | BERS1800XLXX | £122.93 |
| D | 3 Setting LED Light | BE3SETL1200X | £86.19 |
| | Tilting LED Light - 30 Watt | BELED3012XXX | £228.90 |
| E | Louvred Galv back panel with pinboard for 1200mm Bench | BELO4812ZXXX | £213.36 |
| E | Louvred Galv back panel with pinboard for 1500mm Bench | BELO4815ZXXX | £235.97 |
| E | Louvred Galv back panel with pinboard for 1800mm Bench | BELO4818ZXXX | £262.81 |
| F | Worktop Service Duct for 1200mm Bench | BESDWT122XXX | £170.97 |
| F | Worktop Service Duct for 1500mm Bench | BESDWT15XXX | £175.21 |
| F | Worktop Service Duct for 1800mm Bench | BESDWT18XXX | £183.69 |
| | Post Fitted Service Duct for 1200mm Bench | BESDSP12XXX | £187.92 |
| | Post Fitted Service Duct for 1500mm Bench | BESDSP15XXX | £196.40 |
| | Post Fitted Service Duct for 1800mm Bench | BESDSP18XXX | £209.12 |
| | RCB circuit breaker | BERCBCIBXXX | £131.41 |
| | Wrist strap with 10mm stud or 4mm banana | BEWRISTRXXX | £43.80 |
| | Earth/ground lead with 1m ohm resistor | BEEARGROXXX | £26.85 |
| | Earth/ground lead with 3 pin plug | BEEALEAD3PIN | £40.98 |
| | Insulating strip - required for Worktop Service Ducts | BESERINSXXX | £14.13 |
| | Double Data Socket | BEDDSBBPXXX | £67.82 |
| G | Flat Screen Support Arm | BEMONARMLSC | £98.91 |
| | Anti-Static Floor Mat 1200mm x 1500mm | BEFLMA15XXX | POA |
| | Anti-Static Floor Mat 1200mm x 2000mm | BEFLMA20XXX | POA |
| | Anti-Static Floor Mat 1200mm x 3000mm | BEFLMA30XXX | POA |

Accessories



A

5 DAY
DELIVERY

ESD Wrist Straps Sold Separately

Kit A - Lamstat Worktop

| Size H.W.D. | Code | Price |
|--------------|---------------------|------------------|
| 840.1200.750 | BQ841275LX1A | £1,144.50 |
| 840.1500.750 | BQ841575LX1B | £1,509.05 |
| 840.1800.750 | BQ841875LX1C | £1,566.98 |

B



ESD Wrist Straps Sold Separately

Kit B - Lamstat Worktop

| Size H.W.D. | Code | Price |
|--------------|---------------------|------------------|
| 840.1200.750 | BQ841275LX3A | £1,369.17 |
| 840.1500.750 | BQ841575LX3B | £1,732.30 |
| 840.1800.750 | BQ841875LX3C | £1,790.23 |

C



ESD Wrist Straps Sold Separately

Kit C - Lamstat Worktop

| Size H.W.D. | Code | Price |
|---------------|---------------------|------------------|
| 1600.1200.750 | BQ841275LX5A | £1,682.85 |
| 1600.1500.750 | BQ841575LX5B | £2,130.76 |
| 1600.1800.750 | BQ841875LX5C | £2,242.38 |

D



ESD Wrist Straps Sold Separately

Kit D - Lamstat Worktop

| Size H.W.D. | Code | Price |
|---------------|---------------------|------------------|
| 1600.1200.750 | BQ841275LX7A | £1,907.51 |
| 1600.1500.750 | BQ841575LX7B | £2,354.01 |
| 1600.1800.750 | BQ841875LX7C | £2,467.04 |

E



ESD Wrist Straps Sold Separately

Kit E - Lamstat Worktop

| Size H.W.D. | Code | Price |
|---------------|---------------------|------------------|
| 2020.1200.750 | BQ841275LX9A | £2,072.82 |
| 2020.1500.750 | BQ841575LX9B | £2,532.04 |
| 2020.1800.750 | BQ841875LX9C | £2,657.79 |

F



ESD Wrist Straps Sold Separately

Kit F - Lamstat Worktop

| Size H.W.D. | Code | Price |
|---------------|---------------------|------------------|
| 2020.1200.750 | BQ841275L11A | £2,296.07 |
| 2020.1500.750 | BQ841575L11B | £2,756.70 |
| 2020.1800.750 | BQ841875L11C | £2,881.04 |

A



5 DAY DELIVERY

ESD Wrist Straps Sold Separately

Kit A - Lamstat Worktop

| Size H.W.D. | Code | Price |
|--------------|---------------------|------------------|
| 840.1200.750 | BC841275LX1A | £1,189.72 |
| 840.1500.750 | BC841575LX1B | £1,559.92 |
| 840.1800.750 | BC841875LX1C | £1,629.15 |

B



ESD Wrist Straps Sold Separately

Kit B - Lamstat Worktop

| Size H.W.D. | Code | Price |
|--------------|---------------------|------------------|
| 840.1200.750 | BC841275LX3A | £1,414.38 |
| 840.1500.750 | BC841575LX3B | £1,783.17 |
| 840.1800.750 | BC841875LX3C | £1,852.40 |

C



ESD Wrist Straps Sold Separately

Kit C - Lamstat Worktop

| Size H.W.D. | Code | Price |
|---------------|---------------------|------------------|
| 1600.1200.750 | BC841275LX5A | £1,726.65 |
| 1600.1500.750 | BC841575LX5B | £2,180.21 |
| 1600.1800.750 | BC841875LX5C | £2,303.14 |

D



ESD Wrist Straps Sold Separately

Kit D - Lamstat Worktop

| Size H.W.D. | Code | Price |
|---------------|---------------------|------------------|
| 1600.1200.750 | BC841275LX7A | £1,951.31 |
| 1600.1500.750 | BC841575LX7B | £2,404.87 |
| 1600.1800.750 | BC841875LX7C | £2,527.80 |

E



ESD Wrist Straps Sold Separately

Kit E - Lamstat Worktop

| Size H.W.D. | Code | Price |
|---------------|---------------------|------------------|
| 2020.1200.750 | BC841275LX9A | £2,118.04 |
| 2020.1500.750 | BC841575LX9B | £2,582.91 |
| 2020.1800.750 | BC841875LX9C | £2,719.96 |

F



ESD Wrist Straps Sold Separately

Kit F - Lamstat Worktop

| Size H.W.D. | Code | Price |
|---------------|---------------------|------------------|
| 2020.1200.750 | BC841275L11A | £2,341.29 |
| 2020.1500.750 | BC841575L11B | £2,807.57 |
| 2020.1800.750 | BC841875L11C | £2,943.21 |

Workbenches

Euroside

Cupboards

Lockers

Workstations

Cycle Parking

Smoking Shelters

Trucks & Trolleys

Canteen Furniture

Pallets

Barriers


£1,271 FROM
1.67

200KG
UDL
EVENLY DISTRIBUTED



Static Dissipative bench shown with a range of above bench accessories

- Height-adjustable workshop bench with static dissipative properties.
- Suitable for use as an assembly or repair bench in the electrical and electronic industries.
- Powder-coated light grey framework.
- Neostat or Lamstat worktop options available.
- Full range of accessories available including wrist straps, circuit breakers and earth/ground leads.
- Adjustable in height from 730mm to 950mm.
- Workbench height can be easily adjusted with a crank handle.





Neostat Worktop

20mm thick 10⁵ 10⁷ ohms

| Size W.D. | Code | Price |
|-----------|--------------|------------------|
| 900.600 | BA799060NLXX | £1,273.08 |
| 1200.600 | BA791260NLXX | £1,483.62 |
| 1200.750 | BA791275NLXX | £1,550.03 |
| 1500.600 | BA791560NLXX | £1,603.72 |
| 1500.750 | BA791575NLXX | £1,773.28 |
| 1800.600 | BA791860NLXX | £1,705.45 |
| 1800.750 | BA791875NLXX | £1,877.84 |



Lamstat Worktop

20mm thick 10⁶ 10⁸ ohms

| Size W.D. | Code | Price |
|-----------|--------------|------------------|
| 900.600 | BA799060LLXX | £1,271.67 |
| 1200.600 | BA791260LLXX | £1,453.94 |
| 1200.750 | BA791275LLXX | £1,516.12 |
| 1500.600 | BA791560LLXX | £1,565.57 |
| 1500.750 | BA791575LLXX | £1,821.32 |
| 1800.600 | BA791860LLXX | £1,824.14 |
| 1800.750 | BA791875LLXX | £1,887.73 |



730mm



950mm



Workbenches

Euroside

Cupboards

Lockers

Workstations

Cycle Parking

Smoking Shelters

Trucks & Trolleys

Canteen Furniture

Pallets

Barriers

Drawer & Cupboard Options

| Description | Code | Price |
|-------------------------------|-----------|----------------|
| Single Drawer 220 x 420 x 420 | BEDR04021 | £248.68 |
| Triple Drawer 435 x 420 x 420 | BEDR04043 | £473.34 |
| Cupboard Unit 435 x 420 x 420 | BECU04041 | £223.25 |



Colour Options


Please add corresponding letters to the end of the code.



Premium Height-Adjustable ESD Workbench - Accessories

| Key | Description | Code | Price |
|-----|--|--------------|----------------|
| A | 760mm Rear Support Posts | BESP760SXXXX | £105.97 |
| A | 1180mm Rear Support Posts | BESP1180XXXX | £128.58 |
| B | Upper shelf 300mm Neostat for 1200mm Bench | BEUS1200NXXX | £247.27 |
| B | Upper shelf 300mm Lamstat for 1200mm Bench | BEUS1200LXXX | £221.84 |
| B | Upper shelf 300mm Neostat for 1500mm Bench | BEUS1500NXXX | £320.74 |
| B | Upper shelf 300mm Lamstat for 1500mm Bench | BEUS1500LXXX | £281.18 |
| B | Upper shelf 300mm Neostat for 1800mm Bench | BEUS1800NXXX | £333.46 |
| B | Upper shelf 300mm Lamstat for 1800mm Bench | BEUS1800LXXX | £309.44 |
| C | Light/Tool Rail Support for 1200mm Bench | BERS1200XLXX | £111.62 |
| C | Light/Tool Rail Support for 1500mm Bench | BERS1500XLXX | £118.69 |
| C | Light/Tool Rail Support for 1800mm Bench | BERS1800XLXX | £122.93 |
| D | 3 Setting LED Light | BE3SETL1200X | £86.19 |
| | Tilting LED Light - 30 Watt | BELED3012XXX | £228.90 |
| E | Louvred Galv back panel with pinboard for 1200mm Bench | BELO4812ZXXX | £213.36 |
| E | Louvred Galv back panel with pinboard for 1500mm Bench | BELO4815ZXXX | £235.97 |
| E | Louvred Galv back panel with pinboard for 1800mm Bench | BELO4818ZXXX | £262.81 |
| F | Worktop Service Duct for 1200mm Bench | BESDWT122XXX | £170.97 |
| F | Worktop Service Duct for 1500mm Bench | BESDWT15XXXX | £175.21 |
| F | Worktop Service Duct for 1800mm Bench | BESDWT18XXXX | £183.69 |
| G | Post Fitted Service Duct for 1200mm Bench | BESDSP12XXXX | £187.92 |
| G | Post Fitted Service Duct for 1500mm Bench | BESDSP15XXXX | £196.40 |
| G | Post Fitted Service Duct for 1800mm Bench | BESDSP18XXXX | £209.12 |
| | RCB circuit breaker | BERCBCIBXXXX | £131.41 |
| | Wrist strap with 10mm stud and 4mm banana | BEWRISTRXXXX | £43.80 |
| | Earth/ground lead with 1m ohm resistor | BEEARGROXXXX | £26.85 |
| | Earth/ground lead with 3 pin plug | BEEALEAD3PIN | £40.98 |
| | Insulating strip - required for Worktop Service Ducts | BESERINSXXXX | £14.13 |
| | Double Data Socket | BEDDSBPXXXX | £67.82 |
| | Flat Screen Support Arm | BEMONARMFLSC | £98.91 |
| | Anti-Static Floor Mat 1200mm x 1500mm | BEFLMA15XXXX | POA |
| | Anti-Static Floor Mat 1200mm x 2000mm | BEFLMA20XXXX | POA |
| | Anti-Static Floor Mat 1200mm x 3000mm | BEFLMA30XXXX | POA |

Accessories





5 DAY
DELIVERY

£500 FROM
.19

BEST SELLER

1200KG
UDL
EVENLY DISTRIBUTED

Workbench shown with optional triple drawer, cupboard unit and accessories

- Heavy-duty bench suitable for heavy-duty applications such as engineering and manufacturing.
- Fully welded construction for extra strength.
- Powder-coated dark grey framework.
- 5-Day Delivery only available on Light Grey cupboard and drawer units.
- Steel plate, beech, linoleum and laminate worktop options.
- Full range of accessories available including drawers, cupboards and shelves.
- Standard bench height: 840mm - 760mm and 920mm also available.
- Order quantities may apply, please speak to the sales team.

Drawer & Cupboard Options

| Description | Code | Price |
|-------------------------------|------------------|----------------|
| Single Drawer 220 x 420 x 420 | BXDR04021 | £264.23 |
| Triple Drawer 435 x 420 x 420 | BXDR04043 | £453.56 |
| Cupboard Unit 560 x 420 x 420 | BXCU04051 | £288.25 |



Please Note: Only Light Grey Drawers & Cupboards are available on 5-Day Delivery

Colour Options

Please add corresponding letters to the end of the code.



Steel Plate Worktop 2mm thick

| Size H.W.D. | Code | Price |
|--------------|---------------------|---------|
| 840.1200.600 | BJ841260SKXX | £500.19 |
| 840.1200.750 | BJ841275SKXX | £558.12 |
| 840.1200.900 | BJ841290SKXX | £572.25 |
| 840.1500.600 | BJ841560SKXX | £575.08 |
| 840.1500.750 | BJ841575SKXX | £681.05 |
| 840.1500.900 | BJ841590SKXX | £695.18 |
| 840.1800.600 | BJ841860SKXX | £610.40 |
| 840.1800.750 | BJ841875SKXX | £716.37 |
| 840.1800.900 | BJ841890SKXX | £743.22 |

Linoleum Worktop 20mm thick

| Size H.W.D. | Code | Price |
|--------------|-------------|---------|
| 840.1200.600 | BJ841260LXX | £596.27 |
| 840.1200.750 | BJ841275LXX | £618.88 |
| 840.1200.900 | BJ841290LXX | £688.12 |
| 840.1500.600 | BJ841560LXX | £716.37 |
| 840.1500.750 | BJ841575LXX | £770.07 |
| 840.1500.900 | BJ841590LXX | £877.45 |
| 840.1800.600 | BJ841860LXX | £767.24 |
| 840.1800.750 | BJ841875LXX | £789.85 |
| 840.1800.900 | BJ841890LXX | £911.36 |

Solid Beech Worktop 27mm thick

| Size H.W.D. | Code | Price |
|--------------|---------------------|---------|
| 840.1200.600 | BJ841260BKXX | £600.51 |
| 840.1200.750 | BJ841275BKXX | £640.07 |
| 840.1200.900 | BJ841290BKXX | £700.83 |
| 840.1500.600 | BJ841560BKXX | £770.07 |
| 840.1500.750 | BJ841575BKXX | £813.87 |
| 840.1500.900 | BJ841590BKXX | £891.58 |
| 840.1800.600 | BJ841860BKXX | £808.22 |
| 840.1800.750 | BJ841875BKXX | £893.00 |
| 840.1800.900 | BJ841890BKXX | £990.49 |

Laminate Worktop 20mm thick

| Size H.W.D. | Code | Price |
|--------------|---------------------|---------|
| 840.1200.600 | BJ841260PKXX | £596.27 |
| 840.1200.750 | BJ841275PKXX | £618.88 |
| 840.1200.900 | BJ841290PKXX | £688.12 |
| 840.1500.600 | BJ841560PKXX | £716.37 |
| 840.1500.750 | BJ841575PKXX | £770.07 |
| 840.1500.900 | BJ841590PKXX | £877.45 |
| 840.1800.600 | BJ841860PKXX | £767.24 |
| 840.1800.750 | BJ841875PKXX | £789.85 |
| 840.1800.900 | BJ841890PKXX | £911.36 |

Lower Shelves -

Factory Fitted Steel Plate Only

| To Fit W.D. | Code | Price |
|-------------|--------------|---------|
| 1200.600 | BXLS1206XXXX | £127.17 |
| 1200.750 | BXLS1207XXXX | £152.60 |
| 1200.900 | BXLS1209XXXX | £152.60 |
| 1500.600 | BXLS1506XXXX | £148.36 |
| 1500.750 | BXLS1507XXXX | £175.21 |
| 1500.900 | BXLS1509XXXX | £175.21 |
| 1800.600 | BXLS1806XXXX | £169.56 |
| 1800.750 | BXLS1807XXXX | £192.16 |
| 1800.900 | BXLS1809XXXX | £192.16 |

All **RED** product codes are available on 5-Day Delivery


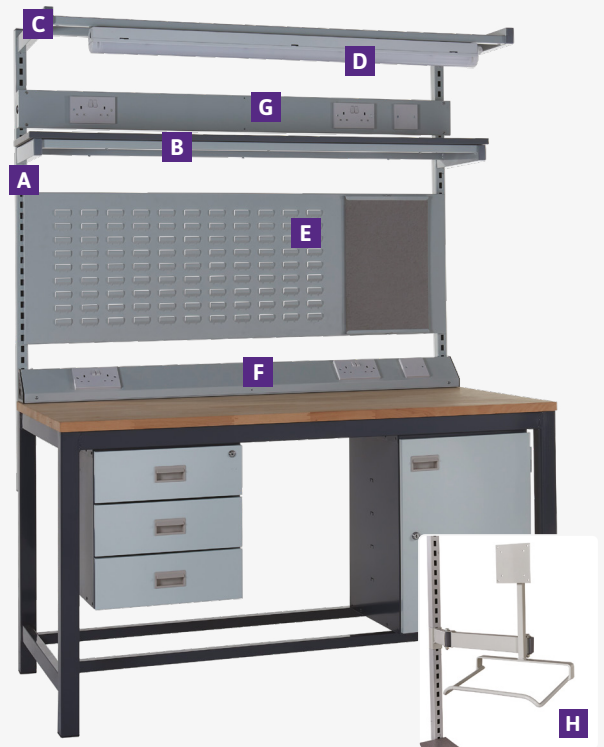
Heavy-Duty Bench - Accessories

| Key | Description | Code | Price |
|-----|---|----------------------|---------|
| A | 760mm Rear Support Posts | BESP760SXXXX | £105.97 |
| A | 1180mm Rear Support Posts | BESP1180SXXXX | £128.58 |
| B | Upper Shelf 300mm Laminate for 1200mm Bench | BEUS1200PXXXX | £148.36 |
| B | Upper Shelf 300mm Beech for 1200mm Bench | BEUS1200BXXX | £170.97 |
| B | Upper Shelf 300mm Laminate for 1500mm Bench | BEUS1500PXXXX | £176.62 |
| B | Upper Shelf 300mm Beech for 1500mm Bench | BEUS1500BXXX | £207.71 |
| B | Upper Shelf 300mm Laminate for 1800mm Bench | BEUS1800PXXXX | £210.53 |
| B | Upper Shelf 300mm Beech for 1800mm Bench | BEUS1800BXXX | £251.51 |
| C | Light/Tool Rail Support for 1200mm Bench | BERS1200XLXX | £111.62 |
| C | Light/Tool Rail Support for 1500mm Bench | BERS1500XLXX | £118.69 |
| C | Light/Tool Rail Support for 1800mm Bench | BERS1800XLXX | £122.93 |
| D | 3 Setting LED Light | BE3SETL1200X | £86.19 |
| | Tilting LED Light - 30 Watt | BELED3012XXX | £228.90 |
| E | Louvred Back Panel with Pinboard for 1200mm Bench | BELO4812IXXX | £204.88 |
| E | Louvred Back Panel with Pinboard for 1500mm Bench | BELO4815IXXX | £213.36 |
| E | Louvred Back Panel with Pinboard for 1800mm Bench | BELO4818IXXX | £248.68 |
| F | Worktop Service Duct for 1200mm Bench | BESDWT122XXX | £170.97 |
| F | Worktop Service Duct for 1500mm Bench | BESDWT15XXX | £175.21 |
| F | Worktop Service Duct for 1800mm Bench | BESDWT18XXX | £183.69 |
| G | Post Fitted Service Duct for 1200mm Bench | BESDSP12XXXX | £187.92 |
| G | Post Fitted Service Duct for 1500mm Bench | BESDSP15XXXX | £196.40 |
| G | Post Fitted Service Duct for 1800mm Bench | BESDSP18XXXX | £209.12 |
| H | Monitor and Keyboard Support Arm | BEMONARMFMSG | £248.68 |
| | Flat Screen Support Arm | BEMONARMFSC | £98.91 |

Heavy-Duty Bench - Retaining Lips & Vice Plate

| Key | Description | Code | Price |
|-----|--------------------------------------|--------------|---------|
| I | Retaining Lip for 1200 x 600mm Bench | BXRL1206XXXX | £74.89 |
| I | Retaining Lip for 1200 x 750mm Bench | BXRL1208XXXX | £86.19 |
| I | Retaining Lip for 1200 x 900mm Bench | BXRL1209XXXX | £96.08 |
| I | Retaining Lip for 1500 x 600mm Bench | BXRL1506XXXX | £86.19 |
| I | Retaining Lip for 1500 x 750mm Bench | BXRL1507XXXX | £96.08 |
| I | Retaining Lip for 1500 x 900mm Bench | BXRL1509XXXX | £103.15 |
| I | Retaining Lip for 1800 x 600mm Bench | BXRL1806XXXX | £96.08 |
| I | Retaining Lip for 1800 x 750mm Bench | BXRL1807XXXX | £103.15 |
| I | Retaining Lip for 1800 x 900mm Bench | BXRL1809XXXX | £114.45 |
| J | Vice Plate | BXVICEPLXXXX | £33.91 |

Accessories



Workbenches

Euroslide

Cupboards

Lockers

Workstations

Cycle Parking

Smoking Shelters

Trucks & Trolleys

Canteen Furniture

Pallets

Barriers

A


5 DAY DELIVERY
Kit A - Laminate Worktop

| Size H.W.D. | Code | Price |
|--------------|---------------------|------------------|
| 840.1200.750 | BJ841275PX1A | £1,168.52 |
| 840.1500.750 | BJ841575PX1B | £1,319.71 |
| 840.1800.750 | BJ841875PX1C | £1,339.49 |

B


Kit B - Laminate Worktop

| Size H.W.D. | Code | Price |
|--------------|---------------------|------------------|
| 840.1200.750 | BJ841275PX3A | £1,357.86 |
| 840.1500.750 | BJ841575PX3B | £1,509.05 |
| 840.1800.750 | BJ841875PX3C | £1,528.83 |

C


Kit C - Laminate Worktop

| Size H.W.D. | Code | Price |
|---------------|---------------------|------------------|
| 1600.1200.750 | BJ841275PX5A | £1,624.91 |
| 1600.1500.750 | BJ841575PX5B | £1,824.14 |
| 1600.1800.750 | BJ841875PX5C | £1,903.27 |

D


Kit D - Laminate Worktop

| Size H.W.D. | Code | Price |
|---------------|---------------------|------------------|
| 1600.1200.750 | BJ841275PX7A | £1,814.25 |
| 1600.1500.750 | BJ841575PX7B | £2,013.48 |
| 1600.1800.750 | BJ841875PX7C | £2,092.61 |

E


Kit E - Laminate Worktop

| Size H.W.D. | Code | Price |
|---------------|---------------------|------------------|
| 2020.1200.750 | BJ841275PX9A | £2,014.89 |
| 2020.1500.750 | BJ841275PX9B | £2,226.84 |
| 2020.1800.750 | BJ841875PX9C | £2,317.27 |

F


Kit F - Laminate Worktop

| Size H.W.D. | Code | Price |
|---------------|---------------------|------------------|
| 2020.1200.750 | BJ841275P11A | £2,204.23 |
| 2020.1500.750 | BJ841575P11B | £2,416.18 |
| 2020.1800.750 | BJ841875P11C | £2,506.61 |

A



Kit A - Beech Worktop

| Size H.W.D. | Code | Price |
|--------------|---------------------|-----------|
| 840.1200.750 | BJ841275BX2A | £1,189.72 |
| 840.1500.750 | BJ841575BX2B | £1,364.93 |
| 840.1800.750 | BJ841875BX2C | £1,444.05 |

B



Kit B - Beech Worktop

| Size H.W.D. | Code | Price |
|--------------|---------------------|-----------|
| 840.1200.750 | BJ841275BX4A | £1,336.67 |
| 840.1500.750 | BJ841575BX4B | £1,552.85 |
| 840.1800.750 | BJ841875BX4C | £1,631.98 |

C



Kit C - Beech Worktop

| Size H.W.D. | Code | Price |
|---------------|---------------------|-----------|
| 1600.1200.750 | BJ841275BX6A | £1,646.11 |
| 1600.1500.750 | BJ841575BX6B | £1,869.36 |
| 1600.1800.750 | BJ841875BX6C | £2,006.42 |

D



Kit D - Beech Worktop

| Size H.W.D. | Code | Price |
|---------------|---------------------|-----------|
| 1600.1200.750 | BJ841275BX8A | £1,835.45 |
| 1600.1500.750 | BJ841575BX8B | £2,057.28 |
| 1600.1800.750 | BJ841875BX8C | £2,195.75 |

E



Kit E - Beech Worktop

| Size H.W.D. | Code | Price |
|---------------|---------------------|-----------|
| 2020.1200.750 | BJ841275B10A | £2,036.09 |
| 2020.1500.750 | BJ841575B10B | £2,270.64 |
| 2020.1800.750 | BJ841875B10C | £2,421.83 |

F



Kit F - Beech Worktop

| Size H.W.D. | Code | Price |
|---------------|---------------------|-----------|
| 2020.1200.750 | BJ841275B12A | £2,225.43 |
| 2020.1500.750 | BJ841575B12B | £2,459.98 |
| 2020.1800.750 | BJ841875B12C | £2,609.75 |

Workbenches

Euroside

Cupboards

Lockers

Workstations

Cycle Parking

Smoking Shelters

Trucks & Trolleys

Canteen Furniture

Pallets

Barriers

- Equipped with 4 swivel-braked castors for improved mobility, making it easy to manoeuvre around engineering and manufacturing environments.
- Powder-coated dark grey framework.
- Fully welded construction for extra strength.
- Linoleum, Solid Beech, Laminate and Steel Plate worktop options available.
- Full range of accessories available including drawers, cupboards and shelves.
- Mobile bench height: 840mm, other heights available - please speak to sales.

**NEW
PRODUCT**

£606.86 FROM

**600KG
UDL**
EVENLY DISTRIBUTED

**Solid Beech Worktop
27mm thick**

| Size H.W.D. | Code | Price |
|--------------|--------------|------------------|
| 840.1200.600 | BJ841260BKMX | £707.18 |
| 840.1200.750 | BJ841275BKMX | £746.74 |
| 840.1200.900 | BJ841290BKMX | £807.50 |
| 840.1500.600 | BJ841560BKMX | £876.74 |
| 840.1500.750 | BJ841575BKMX | £920.54 |
| 840.1500.900 | BJ841590BKMX | £998.25 |
| 840.1800.600 | BJ841860BKMX | £914.89 |
| 840.1800.750 | BJ841875BKMX | £999.67 |
| 840.1800.900 | BJ841890BKMX | £1,097.16 |

**Linoleum Worktop
20mm thick**

| Size H.W.D. | Code | Price |
|--------------|-------------|------------------|
| 840.1200.600 | BJ841260KMX | £702.94 |
| 840.1200.750 | BJ841275KMX | £725.55 |
| 840.1200.900 | BJ841290KMX | £794.79 |
| 840.1500.600 | BJ841560KMX | £823.04 |
| 840.1500.750 | BJ841575KMX | £876.74 |
| 840.1500.900 | BJ841590KMX | £984.12 |
| 840.1800.600 | BJ841860KMX | £873.91 |
| 840.1800.750 | BJ841875KMX | £896.52 |
| 840.1800.900 | BJ841890KMX | £1,018.03 |


**Laminate Worktop
20mm thick**

| Size H.W.D. | Code | Price |
|--------------|--------------|------------------|
| 840.1200.600 | BJ841260PKMX | £702.94 |
| 840.1200.750 | BJ841275PKMX | £725.55 |
| 840.1200.900 | BJ841290PKMX | £794.79 |
| 840.1500.600 | BJ841560PKMX | £823.04 |
| 840.1500.750 | BJ841575PKMX | £876.74 |
| 840.1500.900 | BJ841590PKMX | £984.12 |
| 840.1800.600 | BJ841860PKMX | £873.91 |
| 840.1800.750 | BJ841875PKMX | £896.52 |
| 840.1800.900 | BJ841890PKMX | £1,018.03 |

**Steel Plate Worktop
2mm thick**


| Size H.W.D. | Code | Price |
|--------------|--------------|----------------|
| 840.1200.600 | BJ841260SKMX | £606.86 |
| 840.1200.750 | BJ841275SKMX | £664.79 |
| 840.1200.900 | BJ841290SKMX | £678.92 |
| 840.1500.600 | BJ841560SKMX | £681.75 |
| 840.1500.750 | BJ841575SKMX | £787.72 |
| 840.1500.900 | BJ841590SKMX | £801.85 |
| 840.1800.600 | BJ841860SKMX | £717.07 |
| 840.1800.750 | BJ841875SKMX | £823.04 |
| 840.1800.900 | BJ841890SKMX | £849.89 |

Drawer & Cupboard Options

| Description | Code | Price |
|-------------------------------|-----------|----------------|
| Single Drawer 220 x 420 x 420 | BXDR04021 | £264.23 |
| Triple Drawer 435 x 420 x 420 | BXDR04043 | £453.56 |
| Cupboard Unit 560 x 420 x 420 | BXCU04051 | £288.25 |

Colour Options

Please add corresponding letters to the end of the code.



Our versatile Mobile Heavy-Duty Workbenches come in six kits, with the option of solid beech or laminate worktops.

Kit A



| Size H.W.D. | Solid Beech | Price | Laminate | Price |
|--------------|--------------|------------------|--------------|------------------|
| 840.1200.750 | BJM81275BX2A | £1,296.39 | BJM81275PX1A | £1,275.19 |
| 840.1500.750 | BJM81275BX2B | £1,471.60 | BJM81275PX1B | £1,426.38 |
| 840.1800.750 | BJM81275BX2C | £1,550.72 | BJM81275PX1C | £1,446.16 |

Kit B



| Size H.W.D. | Solid Beech | Price | Laminate | Price |
|--------------|--------------|------------------|--------------|------------------|
| 840.1200.750 | BJM81275BX4A | £1,443.34 | BJM81275PX3A | £1,464.53 |
| 840.1500.750 | BJM81275BX4B | £1,659.52 | BJM81275PX3B | £1,615.72 |
| 840.1800.750 | BJM81275BX4C | £1,738.65 | BJM81275PX3C | £1,635.50 |

Kit C



| Size H.W.D. | Solid Beech | Price | Laminate | Price |
|--------------|--------------|------------------|--------------|------------------|
| 840.1200.750 | BJM81275BX6A | £1,752.78 | BJM81275PX5A | £1,731.58 |
| 840.1500.750 | BJM81275BX6B | £1,976.03 | BJM81275PX5B | £1,930.81 |
| 840.1800.750 | BJM81275BX6C | £2,113.09 | BJM81275PX5C | £2,009.94 |

Kit D



| Size H.W.D. | Solid Beech | Price | Laminate | Price |
|--------------|--------------|------------------|--------------|------------------|
| 840.1200.750 | BJM81275BX8A | £1,942.12 | BJM81275PX7A | £1,920.92 |
| 840.1500.750 | BJM81275BX8B | £2,163.95 | BJM81275PX7B | £2,120.15 |
| 840.1800.750 | BJM81275BX8C | £2,302.42 | BJM81275PX7C | £2,199.28 |

Kit E



| Size H.W.D. | Solid Beech | Price | Laminate | Price |
|--------------|--------------|------------------|--------------|------------------|
| 840.1200.750 | BJM81275B10A | £2,142.76 | BJM81275PX9A | £2,121.56 |
| 840.1500.750 | BJM81275B10B | £2,377.31 | BJM81275PX9B | £2,333.51 |
| 840.1800.750 | BJM81275B10C | £2,528.50 | BJM81275PX9C | £2,423.94 |

Kit F



| Size H.W.D. | Solid Beech | Price | Laminate | Price |
|--------------|--------------|------------------|--------------|------------------|
| 840.1200.750 | BJM81275B12A | £2,332.10 | BJM81275P11A | £2,310.90 |
| 840.1500.750 | BJM81275B12B | £2,566.65 | BJM81275P11B | £2,522.85 |
| 840.1800.750 | BJM81275B12C | £2,716.42 | BJM81275P11C | £2,613.28 |

Workbenches

Euroslide

Cupboards

Lockers

Workstations

Cycle Parking

Smoking Shelters

Trucks & Trolleys

Canteen Furniture

Pallets

Barriers

Bench Key Guide:

ST - Square Tube Workbench - Pages 2 & 3

CL - Cantilever Workbench - Pages 8 & 9

PHA - Premium Manual & Electric Height-Adjustable Bench - Pages 12 - 17










SGP - Square Tube ESD Workbench - Pages 18 & 19

SCL - Cantilever ESD Workbench - Pages 20 & 21

SHA - Premium Height-Adjustable ESD Bench - Pages 24 & 25

HD - Heavy-Duty Workbench - Pages 26 & 27



| Back Panel - Louvred/Pinboard | | | To suit benches | | | | | | | Code | Price |
|---|---|----|-----------------|----|-----|-----|-----|-----|--------------|---------|-------|
| For 1200mm Bench |  | ST | CL | HD | PHA | | | | BELO4812IXXX | £204.88 | |
| For 1500mm Bench | | ST | CL | HD | PHA | | | | BELO4815IXXX | £213.36 | |
| For 1800mm Bench | | ST | CL | HD | PHA | | | | BELO4818IXXX | £248.68 | |
| Back Panel - Louvred/Perforated/Pinboard | | | To suit benches | | | | | | | Code | Price |
| For 1200mm Bench |  | ST | CL | HD | PHA | | | | BECP4812I3XX | £223.25 | |
| For 1500mm Bench | | ST | CL | HD | PHA | | | | BECP4815I3XX | £238.79 | |
| For 1800mm Bench | | ST | CL | HD | PHA | | | | BECP4818I3XX | £265.64 | |
| Back Panel - Louvred/Perforated | | | To suit benches | | | | | | | Code | Price |
| For 1200mm Bench |  | ST | CL | HD | PHA | | | | BECP4812IXXX | £203.47 | |
| For 1500mm Bench | | ST | CL | HD | PHA | | | | BECP4815IXXX | £223.25 | |
| For 1800mm Bench | | ST | CL | HD | PHA | | | | BECP4818IXXX | £248.68 | |
| Back Panel - Pinboard | | | To suit benches | | | | | | | Code | Price |
| For 1200mm Bench |  | ST | CL | HD | PHA | | | | BENP4812XXXX | £138.47 | |
| For 1500mm Bench | | ST | CL | HD | PHA | | | | BENP4815XXXX | £151.19 | |
| For 1800mm Bench | | ST | CL | HD | PHA | | | | BENP4818XXXX | £158.25 | |
| Back Panel - Anti-Static Louvred/Pinboard | | | To suit benches | | | | | | | Code | Price |
| For 1200mm Bench |  | | | | | SGP | SCL | SHA | BELO4812ZXXX | £213.34 | |
| For 1500mm Bench | | | | | | SGP | SCL | SHA | BELO4815ZXXX | £235.97 | |
| For 1800mm Bench | | | | | | SGP | SCL | SHA | BELO4818ZXXX | £262.81 | |
| Storage Bin Rails | | | To suit benches | | | | | | | Code | Price |
| For 1200mm Bench |  | ST | CL | HD | PHA | SGP | SCL | SHA | BESTBR12XXXX | £83.37 | |
| For 1500mm Bench | | ST | CL | HD | PHA | SGP | SCL | SHA | BESTBR15XXXX | £100.32 | |
| For 1800mm Bench | | ST | CL | HD | PHA | SGP | SCL | SHA | BESTBR18XXXX | £115.86 | |
| Storage Boxes - Anti-Static | | | To suit benches | | | | | | | Code | Price |
| 100.90.55 - Single Compartment |  | | | | | SGP | SCL | SHA | BESB90551XXX | £9.89 | |
| 100.90.55 - Double Compartment | | | | | | SGP | SCL | SHA | BESB90552XXX | £9.89 | |
| 100.160.75 - Single Compartment | | | | | | SGP | SCL | SHA | BESB6075XXXX | £12.72 | |
| 100.160.125 - Single Compartment | | | | | | SGP | SCL | SHA | BESB6025XXXX | £21.19 | |
| Tool Clips | | | To suit benches | | | | | | | Code | Price |
| Clip Mix 6 |  | ST | CL | HD | PHA | SGP | SCL | SHA | BETCLIP5XXXX | £37.71 | |
| Clip Mix 53 | | ST | CL | HD | PHA | SGP | SCL | SHA | RTCLIPMIX53X | £123.82 | |
| Clip Mix 84 | | ST | CL | HD | PHA | SGP | SCL | SHA | RTCLIPMIX84X | £195.38 | |
| Shelf Backstop - 50mm High | | | To suit benches | | | | | | | Code | Price |
| For 1200mm Bench |  | ST | CL | HD | PHA | SGP | SCL | SHA | BESB1200XLXX | £43.80 | |
| For 1500mm Bench | | ST | CL | HD | PHA | SGP | SCL | SHA | BESB1500XLXX | £50.87 | |
| For 1800mm Bench | | ST | CL | HD | PHA | SGP | SCL | SHA | BESB1800XLXX | £59.34 | |

Bench Key Guide:

ST - Square Tube Workbench - Pages 2 & 3

CL - Cantilever Workbench - Pages 8 & 9

PHA - Premium Manual & Electric Height-Adjustable Bench - Pages 12-17

SGP - Square Tube ESD Workbench - Pages 18 & 19

SCL - Cantilever ESD Workbench - Pages 20 & 21

SHA - Premium Height-Adjustable ESD Bench - Pages 24 & 25

HD - Heavy-Duty Workbench - Pages 26 & 27



Height-Adjustable Leg Inserts

To suit benches

Code

Price

Pack Of 4



ST

SGP

BEHADJLIXXXX

£83.37

Tool Hanging Track - To be used in conjunction with light and tool rail

To suit benches

Code

Price

1200mm Long With Sliding Hooks

ST

CL

HD

PHA

SGP

SCL

SHA

BETR1200XLXX

£141.30

1500mm Long With Sliding Hooks



ST

CL

HD

PHA

SGP

SCL

SHA

BETR1500XLXX

£162.49

1800mm Long With Sliding Hooks

ST

CL

HD

PHA

SGP

SCL

SHA

BETR1800XLXX

£183.69

Extra Roll Wheels For Tool Rails

ST

CL

PHA

SGP

SCL

SHA

BEEEXROWHXLXX

£24.02

Spring Tool Balance

To suit benches

Code

Price

Max Load 2kg



ST

CL

HD

PHA

SGP

SCL

SHA

BESPRBALXLXX

POA

RCD Circuit Breaker

To suit benches

Code

Price

Circuit Breaker



ST

CL

HD

PHA

SGP

SCL

SHA

BERCBCIBXXXX

£131.41


Anti-Static Floor Mat

To suit benches

Code

Price

1200 x 1500mm



PHA

SGP

SCL

SHA

BEFLMA15XXXX

POA

1200 x 2000mm

PHA

SGP

SCL

SHA

BEFLMA20XXXX

POA

1200 x 3000mm

PHA

SGP

SCL

SHA

BEFLMA30XXXX

POA

Cupboards & Drawers - 560.420.420

To suit benches

Code

Price

Three Drawers



ST

CL

HD

PHA

SGP

SCL

SHA

BEDR04053

£521.39

Single Drawer & Cupboard

ST

CL

HD

PHA

SGP

SCL

SHA

BEDC04052

£361.72

Storage Cupboard

ST

CL

HD

PHA

SGP

SCL

SHA

BEUC04051

£243.03

Cupboards & Drawers (Mobile) - 685.420.420

To suit benches

Code

Price

Three Drawers



ST

CL

HD

PHA

SGP

SCL

SHA

BEDR04053M*X

£587.79

Single Drawer & Cupboard

ST

CL

HD

PHA

SGP

SCL

SHA

BEDC04052M*X

£507.26

Storage Cupboard

ST

CL

HD

PHA

SGP

SCL

SHA

BEUC04051M*X

£320.74

Tilting LED Light

To suit benches

Code

Price

30 Watt



ST

CL

HD

PHA

SGP

SCL

SHA

BELED3012XXX

£228.90

3-Setting LED Light

To suit benches

Code

Price

3 Setting LED



ST

CL

HD

PHA

SGP

SCL

SHA

BE3SETL1200X

£86.19



Electric Height-Adjustable Binary Workbench - Accessories

| Key | Description | Code | Price |
|-----|--|---------------|---------|
| A | Aluminium Accessory Frame For 1200mm Bench | BIALBFME12XX | £267.05 |
| A | Aluminium Accessory Frame For 1500mm Bench | BIALBFME15XX | £300.96 |
| A | Aluminium Accessory Frame For 1800mm Bench | BIALBFME18XX | £347.59 |
| B | Laminate Upper Shelf For 1200mm Bench | BIUS3012PLXX | £172.38 |
| B | Laminate Upper Shelf For 1500mm Bench | BIUS3015PLXX | £204.88 |
| B | Laminate Upper Shelf For 1800mm Bench | BIUS3018PLXX | £235.97 |
| C | Peg Back Panel For 1200mm & 1800mm Bench | BIBPPEG18-12 | £104.56 |
| C | Peg Back Panel For 1500mm Bench | BIBPPEG15LXX | £100.32 |
| D | Louvre Back Panels For 1200mm & 1800mm Bench | BIBPLOV18-12 | £104.56 |
| D | Louvre Back Panels For 1500mm Bench | BIBPLOV15LXX | £100.32 |
| E | Magnetic Back Panels For 1200mm & 1800mm Bench | BIBPMAG18-12 | £104.56 |
| E | Magnetic Back Panels For 1500mm Bench | BIBPMAG15LXX | £100.32 |
| F | Shelf Dividers (Pack of 5) | BIDIVPK5LXX | £89.02 |
| G | Modular Half Shelf For 1200mm Bench | BIMDS1200PLX | £125.75 |
| G | Modular Half Shelf For 1500mm Bench | BIMDS1500PLX | £115.86 |
| G | Modular Half Shelf For 1800mm Bench | BIMDS1800PLX | £125.75 |
| H | Modular Bin Rail For 1200mm Bench | BIBINRL12LXX | £45.21 |
| H | Modular Bin Rail For 1500mm Bench | BIBINRL15LXX | £52.28 |
| H | Modular Bin Rail For 1800mm Bench | BIBINRL18LXX | £57.93 |
| I | Above Bench Light Rail For 1200mm Bench | BILIGHTRL12LX | £156.84 |
| I | Above Bench Light Rail For 1500mm Bench | BILIGHTRL15LX | £161.08 |
| I | Above Bench Light Rail For 1800mm Bench | BILIGHTRL18LX | £165.32 |
| J | Above Bench LED Light (30 Watt) | BILED30WXXX | £223.25 |
| K | Frame Mounted Service Duct | BISERVDTCLXX | £125.75 |
| L | Side Panel Support Arm | BISUPARM530L | £121.52 |
| M | Centre Panel Support Arm | BISUPARM305L | £110.21 |
| N | Side Peg Board | BISPPEG4429L | £77.71 |
| O | Side Louvre Panel | BISPLOV4429L | £77.71 |
| P | Side Magnetic Panel | BISPMAG4429L | £74.89 |
| Q | Container Storage Self | BICONSH51LXX | £110.21 |
| R | Monitor Support Arm (Centre Fitter) | BIMONARM305L | £115.86 |
| S | Monitor Support Arm (Side Fitted) | BIMONARM530L | £137.06 |
| T | Adjustable Tilting Shelf For 1200mm & 1800mm Bench | BIADJSH18-12 | £204.88 |
| T | Adjustable Tilting Shelf For 1500mm Bench | BIADJSH15LXX | £199.23 |


The Electric Height-Adjustable Binary Workbench offers a premium solution to your workshop. Each bench comes fitted with a two-button adjustment switch which quickly and effortlessly adjusts the height of the bench. Also available is the premium adjustment module, which can store up to 3 heights in memory allowing for easy adjustment between users.

- Height can be adjusted between 660mm and 1300mm.
- Available in widths of 1200mm, 1500mm, & 1800mm.
- A range of accessories are available please see page 34.
- All above-bench accessories are fully modular & adjustable.
- Available with either a 30mm laminate top or a 27mm beech top.
- UDL of 240kg evenly distributed.

**240KG
UDL**
EVENLY DISTRIBUTED



Laminate Worktop 30mm thick



| Size H.W.D. | Code | Price |
|-------------------|--------------|-----------|
| 660-1300.1200.755 | BIE661275PLX | £2,163.25 |
| 660-1300.1500.755 | BIE661575PLX | £2,266.40 |
| 660-1300.1800.755 | BIE661875PLX | £2,382.26 |

Solid Beech Worktop 27mm Thick



| Size H.W.D. | Code | Price |
|-------------------|--------------|-----------|
| 660-1300.1200.755 | BIE661275BLX | £2,246.62 |
| 660-1300.1500.755 | BIE661575BLX | £2,339.88 |
| 660-1300.1800.755 | BIE661875BLX | £2,423.24 |



Premium Height-Adjustable Module



Upgrade your Binary workbench with the 'Premium Height-Adjustable Module' which can store up to 3 heights in memory.

| Description | Code | Price |
|--|--------------|--------|
| 3 position memory function with height displayed on digital screen | BIHADJ3MODXX | £76.30 |



£686.70 FROM

The Manual Height-Adjustable Binary Workbench offers the versatility of a height-adjustable bench without the premium cost. Each workbench can be adjusted with an Allen key and can be set at a variety of heights between 730mm and 960mm.

- Simple height adjustment with the provided Allen key.
- Available with a range of accessories, please see page 34.
- Available with either a 30mm Laminate or a 27mm Beech top.
- Various widths available including 1200mm, 1500mm & 1800mm.
- Height can be adjusted between 730mm and 960mm.
- Workbench leg frames constructed from oval-shaped tube.
- UDL of 240kg, evenly distributed.
- All above-bench accessories are fully modular and adjustable.



Adjusts with Allen Key



Laminate Worktop 30mm thick

| Size H.W.D. | Code | Price |
|------------------|--------------|---------|
| 730-960.1200.755 | BIM731275PLX | £686.70 |
| 730-960.1500.755 | BIM731575PLX | £743.22 |
| 730-960.1800.755 | BIM731875PLX | £957.99 |

Solid Beech Worktop 27mm Thick

| Size H.W.D. | Code | Price |
|------------------|--------------|-----------|
| 730-960.1200.755 | BIM731275BLX | £736.16 |
| 730-960.1500.755 | BIM731575BLX | £847.78 |
| 730-960.1800.755 | BIM731875BLX | £1,025.82 |



£620.29 FROM


240KG
UDL
EVENLY DISTRIBUTED

The Fixed-Height Binary Workbench is a hard-wearing, contemporary workbench that is perfect for a variety of workplace environments. Each workbench can be supplied with either a Solid Beech or Laminate Worktop. The framework is powder coated black to provide a sleek finish and a wide variety of accessories are available to customise your workbench.

- Available in widths of 1200mm, 1500mm & 1800mm.
- Range of accessories available including aluminium back frames, back panels, light fittings and service ducts. Please see page 34.


- All above-bench accessories are fully modular & adjustable.
- Available with either a 30mm Laminate top or a 27mm Beech top.
- Workbench leg frames constructed from oval-shaped tube.
- Fixed-height benches are available in heights of 750mm, 840mm & 920mm.
- UDL of 240kg evenly distributed.

Laminate Worktop 30mm thick



| Size H.W.D. | Code | Price |
|--------------|--------------|---------|
| 750.1200.755 | BIF751275PLX | £620.29 |
| 840.1200.755 | BIF841275PLX | £620.29 |
| 920.1200.755 | BIF921275PLX | £620.29 |
| 750.1500.755 | BIF751575PLX | £676.81 |
| 840.1500.755 | BIF841575PLX | £676.81 |
| 920.1500.755 | BIF921575PLX | £676.81 |
| 750.1800.755 | BIF751875PLX | £767.24 |
| 840.1800.755 | BIF841875PLX | £767.24 |
| 920.1800.755 | BIF921875PLX | £767.24 |

Solid Beech Worktop 27mm Thick



| Size H.W.D. | Code | Price |
|--------------|--------------|---------|
| 750.1200.755 | BIF751275BLX | £668.33 |
| 840.1200.755 | BIF841275BLX | £668.33 |
| 920.1200.755 | BIF921275BLX | £668.33 |
| 750.1500.755 | BIF751575BLX | £755.94 |
| 840.1500.755 | BIF841575BLX | £755.94 |
| 920.1500.755 | BIF921575BLX | £755.94 |
| 750.1800.755 | BIF751875BLX | £863.32 |
| 840.1800.755 | BIF841875BLX | £863.32 |
| 920.1800.755 | BIF921875BLX | £863.32 |



£541.17 FROM



Open bench shown with mailroom post box lockers with sloping tops

Mailroom Workbenches provide stylish and high-quality mail sorting solutions suitable for offices and post rooms. A variety of accessories are available to complement this range of mailroom furniture, including a Single Drawer unit, a Drawer & Cupboard unit, and a Storage Cupboard. Additionally, we offer Mailroom Post Box Lockers which can be equipped with optional sloping tops to prevent items from being placed on top of the lockers.

- Adjustable feet for easy levelling.
- MFC 18mm worktop supplied as standard. Round edge worktop for safety with a durable scratch-resistant wipe clean surface.
- Back and side panels and lower shelves are also available.
- Standard bench height: 840mm. 760mm and 920mm heights also available.
- Delivered in knock-down form for easy on-site assembly.
- Mobile bench height: 965mm.

Mobile Mailroom Bench



MR841575PLMX



MR841875PLMX

| Size H.W.D. | Code | Price |
|--------------|--------------|----------------|
| 965.1230.750 | MR841275PLMX | £679.64 |
| 965.1230.900 | MR841290PLMX | £693.77 |
| 965.1530.750 | MR841575PLMX | £706.48 |

| Size H.W.D. | Code | Price |
|--------------|--------------|----------------|
| 965.1530.900 | MR841590PLMX | £726.27 |
| 965.1830.750 | MR841875PLMX | £754.53 |
| 965.1830.900 | MR841890PLMX | £779.96 |

Open Bench



| Size H.W.D. | Code | Price |
|--------------|--------------|----------------|
| 840.1230.750 | MR841275PLXX | £541.17 |
| 840.1230.900 | MR841290PLXX | £555.30 |
| 840.1530.750 | MR841575PLXX | £566.60 |



| Size H.W.D. | Code | Price |
|--------------|--------------|----------------|
| 840.1530.900 | MR841590PLXX | £587.79 |
| 840.1830.750 | MR841875PLXX | £614.64 |
| 840.1830.900 | MR841890PLXX | £640.07 |

Open Bench With Steel Lower Shelf



Available with castors, please speak to sales for details

| Size H.W.D. | Code | Price |
|--------------|--------------|----------------|
| 840.1230.750 | MR841275SLXX | £647.14 |
| 840.1230.900 | MR841290SLXX | £675.40 |
| 840.1530.750 | MR841575SLXX | £706.48 |



Available with castors, please speak to sales for details

| Size H.W.D. | Code | Price |
|--------------|--------------|----------------|
| 840.1530.900 | MR841590SLXX | £733.33 |
| 840.1830.750 | MR841875SLXX | £781.37 |
| 840.1830.900 | MR841890SLXX | £805.39 |



Sloping Tops to be ordered separately from Post Box Lockers

| Description | Dimension H.W.D | Code | Price |
|---|--|--------------|----------------|
| Sloping Top for post box locker | 150.300.385 | L2SLT3038LXX | £12.72 |
| Post Box Locker 5 comp grey with light grey doors | External 900.300.385 Internal 160.290.350 | LXMR90305LXX | £241.62 |
| Post Box Locker 5 comp grey without doors | External 900.300.385 Internal 160.290.350 | LXMR90300LXX | £192.16 |



| Description | Code | Price |
|-----------------------------------|--------------|----------------|
| Single Drawer 220 x 420 x 420 | BEDMR4021LXX | £248.68 |
| Drawer & Cupboard 655 x 420 x 420 | BEDMR4052LXX | £505.84 |
| Storage Cupboard 435 x 420 x 420 | BECMR4041LXX | £223.25 |

Workbenches

Euroside

Cupboards

Lockers

Workstations

Cycle Parking

Smoking Shelters

Trucks & Trolleys

Canteen Furniture

Pallets

Barriers



Pack Tek Dual Workbenches are designed for a variety of applications in the packaging industry. They are available in two widths: 1800mm and 2100mm. A wide range of accessories is also available, allowing you to customise the workbench to meet your specific needs.

- Pack Tek Dual Workbenches are specifically designed for the packaging industry, ideal for use in assembly areas, manufacturing facilities and production lines.
- All benches are supplied with laminate worktops.

- Height-adjustable legs to allow the user to either sit or stand at the workbench.
- Delivered in knock-down form for easy on-site assembly.
- The bench frame is coated with a light grey powder paint that features Germ Guard Active Technology.
- Each Pack Tek Workbench has a weight capacity of 250kg, evenly distributed.
- Clip kits available on page 32.
- Plastic Open Fronted Containers are also available, please see page 54.



Pack Tek Dual Workbenches - Dimensions/Codes

| Size H.W.D. | Worktop | Code | Price |
|-------------------|----------|--------------|----------------|
| 840-1100.1800.750 | Laminate | BPD841875PLX | £801.15 |
| 840-1100.2100.750 | Laminate | BPD842175PLX | £901.47 |



Pack Tek Computer Accessories

| Description | Code | Price |
|--------------------------------|--------------|----------------|
| CPU Holder | BECPUHOUBBXX | £74.89 |
| Keyboard Shelf | BEKEYBDShBXX | £114.45 |
| Monitor Arm | BEMONARMFSAX | £243.03 |
| Monitor & Keyboard Support Arm | BEMONARMFMFG | £248.68 |



Pack Tek Dual Kit 1

Pack Tek Dual Kit 1 comes complete with the following accessories:

- Back Panel Frame
- Laminate Upper Shelf x 2
- Perforated Back Panel
- Louvre Back Panel
- Magnetic Back Panel
- Adjustable Side Shelf
- Upper Shelf Dividers (Pack of 5)
- Under Bench Table
- Cones For Roll Holder (Pack of 2)
- Side Mounted Roll Holder
- Cutting Knife

Pack Tek Dual Kit 1 - Dimensions/Codes

| Size H.W.D. | Code | Price |
|--|--------------|-----------|
| 840-1100.1800.750 (Includes Cutting Knife - Will Over Hang By 30mm) | BPD841875PL1 | £3,734.48 |
| 840-1100.2100.750 | BPD842175PL1 | £4,182.39 |



Pack Tek Dual Kit 2

Pack Tek Dual Kit 2 comes complete with the following accessories:

- Back Panel Frame
- Laminate Upper Shelf x 2
- Upper Shelf Dividers (Pack of 5)
- Perforated Back Panel
- Louvre Back Panel
- Magnetic Back Panel
- Adjustable Side Shelf
- Under Bench Table
- Half Depth Lower Shelf x 2
- Short Half Depth Lower Shelf Dividers (Pack of 5)
- Side Mounted Roll Holder

Pack Tek Dual Kit 2 - Dimensions/Codes

| Size H.W.D. | Code | Price |
|-------------------|--------------|-----------|
| 840-1100.1800.750 | BPD841875PL2 | £3,087.34 |
| 840-1100.2100.750 | BPD842175PL2 | £3,434.93 |



Pack Tek Dual Kit 3

Pack Tek Dual Kit 3 comes complete with the following accessories:

- Rear Support Posts
- Light/Tool Rail Support
- LED Light - 30 Watt
- Laminate Upper Shelf
- Upper Shelf Dividers (Pack of 5)
- Above Bench Roll Holder
- Cones For Roll Holder (Pack of 2) x2
- Cutting Knife
- Adjustable Side Shelf
- Under Bench Roll Holder
- Under Bench Table
- Side Mounted Roll Holder

Pack Tek Dual Kit 3 - Dimensions/Codes

| Size H.W.D. | Code | Price |
|--|--------------|-----------|
| 840-1100.1800.750 (Includes Cutting Knife - BPD841875PL3 Will Over Hang By 30mm) | BPD841875PL3 | £3,453.29 |
| 840-1100.2100.750 | BPD842175PL3 | £3,788.17 |

Fitted with cutting knife



Pack Tek Dual Kit 4

Pack Tek Dual Kit 4 comes complete with the following accessories:

- Rear Support Posts
- Light/Tool Rail Support
- Led Light - 30 Watt
- Laminate Upper Shelf
- Upper Shelf Dividers (Pack of 5)
- Louvred /Perforated Back Panel
- Full Depth Lower Shelf x 2
- Short Full Depth Lower Dividers (Pack of 5)
- Adjustable Side Shelf
- Mini Under Bench Roll Holder
- Side Mounted Roll Holder
- Clip Kits available on page 32.
- Plastic Open Fronted Containers are also available, see page 54.








Pack Tek Dual Kit 4 - Dimensions/Codes

| Size H.W.D. | Code | Price |
|-------------------|--------------|-----------|
| 840-1100.1800.750 | BPD841875PL4 | £2,844.31 |
| 840-1100.2100.750 | BPD842175PL4 | £3,015.27 |

Split Panel Accessories

| Back Panel Frame | | Code | Price |
|----------------------|---|--------------|---------|
| To suit 1800mm Bench |  | BPKBACKF18LX | £221.84 |
| To suit 2100mm Bench | | BPKBACKF21LX | £234.55 |
| Laminate Upper Shelf | | Code | Price |
| To suit 1800mm Bench |  | BPUS900LXXXX | £179.45 |
| To suit 2100mm Bench | | BPUS1050LXXX | £209.12 |
| Perforated Panel | | Code | Price |
| To suit 1800mm Bench |  | BPPERF900LXX | £202.05 |
| To suit 2100mm Bench | | BPPERF1050LX | £235.97 |
| Louvre Panel | | Code | Price |
| To suit 1800mm Bench |  | BPLOV900LXXX | £202.05 |
| To suit 2100mm Bench | | BPLOV1050LXX | £235.97 |
| Magnetic Panel | | Code | Price |
| To suit 1800mm Bench |  | BPMAG900LXXX | £189.34 |
| To suit 2100mm Bench | | BPMAG1050LXX | £223.25 |

Full Panel Accessories

| Rear Support Posts | | Code | Price |
|-------------------------------|---|--------------|---------|
| 760mm |  | BESP760SXXXX | £105.97 |
| 1180mm | | BESP1180XXXX | £128.58 |
| Light/Tool Rail Support | | Code | Price |
| To suit 1800mm Bench |  | BERS1800XLXX | £122.93 |
| To suit 2100mm Bench | | BERS2100XLXX | £144.12 |
| Laminate Upper Shelf | | Code | Price |
| To suit 1800mm Bench |  | BEUS1800PXXX | £210.53 |
| To suit 2100mm Bench | | BPUS2100LXXX | £240.20 |
| Above Bench Roll Holder | | Code | Price |
| To suit 1800mm Bench |  | BGPAR18AXXXX | £74.89 |
| To suit 2100mm Bench | | BGPAR21AXXXX | £86.19 |
| Louvred/Perforated Back Panel | | Code | Price |
| To suit 1800mm Bench |  | BPLVPF1800LX | £265.64 |
| To suit 2100mm Bench | | BPLVPF2100LX | £282.59 |
| Tilting LED Light | | Code | Price |
| 30 Watt |  | BELED3012XXX | £228.90 |
| 3-Setting LED Light | | Code | Price |
| 3 Setting LED |  | BE3SETL1200X | £86.19 |

Universal Pack Tek Accessories

| Upper Shelf Dividers | | Code | Price |
|---------------------------------------|---|---------------|-----------|
| Pack of 5 |  | BGSHDVHOXXXX | £59.34 |
| Cutting Knife | | Code | Price |
| 1530mm Length |  | BPKCUTK15XXX | £926.91 |
| 1830mm Length | | BPKCUTK18XXX | £1,061.14 |
| Adjustable Side Shelf | | Code | Price |
| W.500 D.750 |  | BPADJSSHELFL | £207.71 |
| Under Bench Table | | Code | Price |
| To suit 1800mm Bench |  | BPUBT677245B | £300.96 |
| To suit 2100mm Bench | | BPUBT677270B | £327.81 |
| Under Bench Roll Holder | | Code | Price |
| To suit 1800mm Bench |  | BGPART18BXXXX | £67.82 |
| To suit 2100mm Bench | | BGPART21BXXXX | £79.13 |
| Cones For Roll Holder | | Code | Price |
| Pack Of 2 |  | BGSPARECONES | £124.34 |
| Side Mounted Roll Holder | | Code | Price |
| W.710 D.300 |  | BPSMONRHOLXX | £84.78 |
| Half Depth Lower Shelf | | Code | Price |
| To suit 1200 x 450 x 20mm Bench |  | BPHDLS1200PL | £192.18 |
| To suit 1260 x 450 x 20mm Bench | | BPHDLS1260PL | £217.59 |
| Short Half Depth Lower Shelf Dividers | | Code | Price |
| Pack of 5 |  | BPSHLSDIVP5L | £80.54 |
| Full Depth Lower Shelf | | Code | Price |
| To suit 1200 x 640 x 20mm Bench |  | BPFDSL1200PL | £228.90 |
| To suit 1260 x 640 x 20mm Bench | | BPFDSL1260PL | £257.16 |
| Tall Full Depth Lower Shelf Dividers | | Code | Price |
| Pack of 5 |  | BPTLLSDIVP5L | £121.52 |
| Mini Under Bench Roll Holder | | Code | Price |
| To suit 1800mm Bench |  | BPMINRHUB18L | £52.28 |
| To suit 2100mm Bench | | BPMINRHUB21L | £57.93 |
| Short Full Depth Lower Shelf Dividers | | Code | Price |
| Pack of 5 |  | BPSDLSDIVP5L | £110.21 |

Workbenches

Euroside

Cupboards

Lockers

Workstations

Cycle Parking

Smoking Shelters

Trucks & Trolleys

Canteen Furniture

Pallets

Barriers



Pack Tek Individual Workbenches are designed to cover a multitude of uses within the packaging industry. Available in either 1200mm, 1500mm or 1800mm widths with a vast range of accessories available to allow you to customise the bench to meet your requirements.

- Pack Tek Individual Workbenches are specifically designed for the packaging industry and are ideal for use in assembly areas, manufacturing facilities and production lines.

- All benches supplied with laminate worktops.
- Height-adjustable legs to allow the user to either sit or stand at the workbench.
- Delivered in knock-down form for easy on-site assembly.
- The bench frame is coated with a light grey powder paint that features Germ Guard Active Technology.
- Clip kits available on page 32.
- Plastic Open Fronted Containers are also available, see page 54.



Pack Tek Individual Workbenches - Dimensions/Codes

| Size H.W.D. | Worktop | Code | Price |
|-------------------|----------|--------------|----------------|
| 840-1100.1200.750 | Laminate | BPI841275PLX | £565.19 |
| 840-1100.1500.750 | Laminate | BPI841575PLX | £709.31 |
| 840-1100.1800.750 | Laminate | BPI841875PLX | £787.02 |

Pack Tek Computer Accessories

| Description | Code | Price |
|--------------------------------|--------------|----------------|
| CPU Holder | BECPUH0UBBXX | £74.89 |
| Keyboard Shelf | BEKEYBDSHBXX | £114.45 |
| Monitor Arm | BEMONARMSAX | £243.03 |
| Monitor & Keyboard Support Arm | BEMONARFMFG | £248.68 |

Pack Tek Individual Kit 1

Pack Tek Individual Kit 1 comes complete with the following accessories:

- Back Panel Frame
- Laminate Upper Shelf x 2
- Upper Shelf Dividers (Pack of 5)
- Perforated Back Panel
- Louvre Back Panel
- Magnetic Back Panel
- Cutting Knife
- Under Bench Roll Holder
- Cones for Roll Holder (Pack of 2)
- Clip Kits available on page 32
- Plastic Open Fronted Containers available on page 54

Pack Tek Individual Kit 1 - Dimensions/Codes

| Size H.W.D. | Code | Price |
|---|--------------|-----------|
| 840-1100.1200.750 (Does not include cutting knife) | BPI841275PL1 | £1,713.93 |
| 840-1100.1500.750 (includes cutting knife-will over hang by 30mm) | BPI841575PL1 | £2,872.56 |
| 840-1100.1800.750 (includes cutting knife-will over hang by 30mm) | BPI841875PL1 | £3,251.24 |



Pack Tek Individual Kit 2

Pack Tek Individual Kit 2 comes complete with the following accessories:

- Back Panel Frame
- Laminate Upper Shelf x 2
- Upper Shelf Dividers (Pack of 5)
- Perforated Back Panel
- Louvre Back Panel
- Magnetic Back Panel
- Full Depth Lower Shelf x 2
- Short Full Depth Lower Self Dividers (Pack of 5) x2

Pack Tek Individual Kit 2 - Dimensions/Codes

| Size H.W.D. | Code | Price |
|-------------------|--------------|-----------|
| 840-1100.1200.750 | BPI841275PL2 | £2,153.36 |
| 840-1100.1500.750 | BPI841575PL2 | £2,413.35 |
| 840-1100.1800.750 | BPI841875PL2 | £2,686.05 |





Pack Tek Individual Kit 3

Pack Tek Individual Kit 3 comes complete with the following accessories:

- Rear Support Posts
- Laminate Upper Shelf
- Upper Shelf Dividers (Pack of 5)
- Above Bench Roll Holder
- Cones For Roll Holder (Pack of 2)
- Cutting Knife
- Full Depth Lower Shelf
- Short Full Depth Lower Shelf Dividers (Pack of 5)

Pack Tek Individual Kit 3 - Dimensions/Codes

| Size H.W.D. | Code | Price |
|--|--------------|-----------|
| 840-1100.1200.750 (Does Not Include Cutting Knife) | BPI841275PL3 | £1,386.12 |
| 840-1100.1500.750 (Includes Cutting Knife - Will Over Hang By 30mm) | BPI841575PL3 | £2,512.26 |
| 840-1100.1800.750 (Includes Cutting Knife - Will Over Hang By 30mm) | BPI841875PL3 | £2,789.20 |



Pack Tek Individual Kit 4

Pack Tek Individual Kit 4 comes complete with the following accessories:

- Rear Support Posts
- Light/Tool Rail Support
- LED Light - 30 Watt
- Laminate Upper Shelf
- Upper Shelf Dividers (Pack of 5)
- Half Depth Lower Shelf x 2
- Short Half Depth Lower Shelf Dividers (Pack of 5) x 2
- Louvre Back Panel with Pin Board
- Clip Kits available on page 32
- Plastic Open Fronted Containers available on page 54

Pack Tek Individual Kit 4 - Dimensions/Codes

| Size H.W.D. | Code | Price |
|-------------------|--------------|-----------|
| 840-1100.1200.750 | BPI841275PL4 | £1,932.94 |
| 840-1100.1500.750 | BPI841575PL4 | £2,151.95 |
| 840-1100.1800.750 | BPI841875PL4 | £2,305.96 |

Protect the surface of your workbench and tools from damage with a highly-durable, self-healing cutting mat. Each cutting mat is designed to provide a long-lasting surface suitable for any workshop or industrial environment.

Choose from this wide selection of materials and sizes.

Medium-Duty 3mm

A perfect solution for small or medium application environments.

- 3.0mm thick semi-opaque white medium-duty cutting mat.
- Solvent proof and lightly textured anti-glare surface.



Supaseal Clear 5mm

Long-term durability and excellent self-healing properties. Suitable for medium to heavy-duty applications.


- 5mm thick and double-sided, completely clear with a slight blue tint.
- Features hygienic 'easy clean' and waterproof properties.



Ultraseal Grey 6mm

Designed and manufactured for hi-tech industries where there is extreme and constant cutting.

- 6mm thick grey smooth finish.
- Exceptional self-healing and wear properties.



Heavy-Duty 4.5mm

A great solution for larger applications and fabricating environments.

- 4.5mm thick semi-opaque white heavy-duty cutting mat.
- Solvent proof and lightly textured anti-glare surface.

Supaseal Grey 5mm

Long-term durability and excellent self-healing properties. Offers the same properties as Supaseal Clear with a solid grey colour.

- 5mm thick and double-sided.
- Ideal mat to provide a smart clean bench finish to hide a worn bench surface.

Green 3mm

The perfect cutting mat for craft, textiles, and quilting applications.






- 3mm premium 5-layer self-healing cutting mat.
- Double-sided and comes complete with printed grid on both sides.

| Size | MEDIUM-DUTY 3mm | Price | HEAVY-DUTY 4.5mm | Price | SUPASEAL CLEAR 5mm | Price | SUPASEAL GREY 5mm | Price | ULTRASEAL GREY 6mm | Price |
|------------|-----------------|---------|------------------|---------|--------------------|---------|-------------------|---------|--------------------|-----------|
| 1200x600mm | TM4545M | £43.16 | TM4545 | £64.66 | TM4545S | £58.50 | TM4545G | £112.68 | TM4545U | £583.99 |
| 1200x750mm | TM4544M | £60.12 | TM4544 | £80.83 | TM4544S | £73.13 | TM4544G | £140.85 | TM4544U | £729.98 |
| 1200x900mm | TM4543M | £86.31 | TM4543 | £96.97 | TM4543S | £97.49 | TM4543G | £187.79 | TM4543U | £875.98 |
| 1500x600mm | TM4540M | £60.92 | TM4540 | £80.83 | TM4540S | £82.40 | TM4540G | £118.78 | TM4540U | £729.98 |
| 1500x750mm | TM4569M | £76.17 | TM4569 | £102.79 | TM4569S | £102.97 | TM4569G | £148.47 | TM4569U | £912.49 |
| 1500x900mm | TM4539M | £101.55 | TM4539 | £121.23 | TM4539S | £137.32 | TM4539G | £197.96 | TM4539U | £1,094.97 |
| 1800x600mm | TM4538M | N/A | TM4538 | £96.97 | TM4538S | £121.35 | TM4538G | £152.61 | TM4538U | £875.98 |
| 1800x750mm | TM4537M | N/A | TM4537 | £121.23 | TM4537S | £151.71 | TM4537G | £190.77 | TM4537U | £1,094.97 |
| 1800x900mm | TM4536M | N/A | TM4536 | £145.48 | TM4536S | £202.26 | TM4536G | £254.35 | TM4536U | £1,313.97 |





| Size | GREEN 3mm | Price |
|----------------------|-----------|---------|
| A4 with grid | TM4503 | £11.18 |
| A3 with grid | TM4504 | £22.09 |
| A2 with grid | TM4505 | £42.90 |
| A1 with grid | TM4506 | £61.57 |
| A0 with grid | TM4507 | £125.63 |
| 1800x900mm with grid | TM4509 | £240.44 |



Split Panel Accessories

| Back Panel Frame | | Code | Price |
|----------------------|---|--------------|---------|
| To suit 1200mm Bench |  | BPKBACKF12LX | £214.77 |
| To suit 1500mm Bench | | BPKBACKF15LX | £217.60 |
| To suit 1800mm Bench | | BPKBACKF18LX | £221.84 |
| Laminate Upper Shelf | | Code | Price |
| To suit 1200mm Bench |  | BPUS600LXXXX | £125.75 |
| To suit 1500mm Bench | | BPUS750LXXXX | £149.77 |
| To suit 1800mm Bench | | BPUS900LXXXX | £179.45 |
| Perforated Panel | | Code | Price |
| To suit 1200mm Bench |  | BPPERF600LXX | £158.25 |
| To suit 1500mm Bench | | BPPERF750LXX | £168.14 |
| To suit 1800mm Bench | | BPPERF900LXX | £202.05 |
| Louvre Panel | | Code | Price |
| To suit 1200mm Bench |  | BPLOV600LXXX | £158.25 |
| To suit 1500mm Bench | | BPLOV750LXXX | £168.14 |
| To suit 1800mm Bench | | BPLOV900LXXX | £202.05 |
| Magnetic Panel | | Code | Price |
| To suit 1200mm Bench |  | BPMAG600LXXX | £146.95 |
| To suit 1500mm Bench | | BPMAG750LXXX | £156.84 |
| To suit 1800mm Bench | | BPMAG900LXXX | £189.34 |

Full Panel Accessories

| Rear Support Posts | | Code | Price |
|-----------------------------|---|---------------|---------|
| 760mm |  | BESP760SXXXX | £105.97 |
| 1180mm | | BESP1180XXXX | £128.58 |
| Laminate Upper Shelf | | Code | Price |
| To suit 1200mm Bench |  | BEUS1200PXXX | £148.36 |
| To suit 1500mm Bench | | BEUS1500PXXX | £176.62 |
| To suit 1800mm Bench | | BEUS1800PXXX | £210.53 |
| Above Bench Roll Holder | | Code | Price |
| To suit 1200mm Bench |  | BGPARG12AXXXX | £50.87 |
| To suit 1500mm Bench | | BGPARG15AXXXX | £60.76 |
| To suit 1800mm Bench | | BGPARG18AXXXX | £74.89 |
| Louvred/Pinboard Back Panel | | Code | Price |
| To suit 1200mm Bench |  | BELO4812IXXX | £204.88 |
| To suit 1500mm Bench | | BELO4815IXXX | £213.36 |
| To suit 1800mm Bench | | BELO4818IXXX | £248.68 |

Universal Pack Tek Accessories

| Upper Shelf Dividers | | Code | Price |
|---------------------------------------|---|--------------|-----------|
| Pack of 5 |  | BGSHDVHOXXXX | £59.34 |
| Cutting Knife | | Code | Price |
| 1530mm Length |  | BPKCUTK15XXX | £926.91 |
| 1830mm Length | | BPKCUTK18XXX | £1,061.14 |
| Under Bench Roll Holder | | Code | Price |
| To suit 1200mm Bench |  | BGPAR12BXXXX | £43.80 |
| To suit 1500mm Bench | | BGPAR15BXXXX | £49.45 |
| To suit 1800mm Bench | | BGPAR18BXXXX | £67.82 |
| Cones For Roll Holder | | Code | Price |
| Pack Of 2 |  | BGSPARECONES | £124.34 |
| Full Depth Lower Shelf | | Code | Price |
| To suit 1200mm Bench |  | BPLS1200PLXX | £193.58 |
| To suit 1500mm Bench | | BPLS1500PLXX | £210.53 |
| To suit 1800mm Bench | | BPLS1800PLXX | £228.90 |
| Short Full Depth Lower Shelf Dividers | | Code | Price |
| Pack of 5 |  | BPSDLSDIVP5L | £110.21 |
| Tall Full Depth Lower Shelf Dividers | | Code | Price |
| Pack of 5 |  | BPTLLSDIVP5L | £121.52 |
| Tilting LED Light | | Code | Price |
| 30 Watt |  | BELED3012XXX | £228.90 |
| Half Depth Lower Shelf | | Code | Price |
| To suit 1200mm Bench |  | BPHDLS4512PL | £165.32 |
| To suit 1500mm Bench | | BPHDLS4515PL | £180.86 |
| To suit 1800mm Bench | | BPHDLS4518PL | £194.99 |
| Short Half Depth Lower Shelf Dividers | | Code | Price |
| Pack of 5 |  | BPSHLSDIVP5L | £80.54 |
| 3-Setting LED Light | | Code | Price |
| 3 Setting LED |  | BE3SETL1200X | £86.19 |

Workbenches

Euroslide

Cupboards

Lockers

Workstations

Cycle Parking

Smoking Shelters

Trucks & Trolleys

Canteen Furniture

Pallets

Barriers



£932.48 FROM

1200KG UDL
EVENLY DISTRIBUTED

Our fully welded heavy-duty workbench now features under-bench storage, ideal for industrial, engineering, or manufacturing facilities. The spacious two-level storage compartment is equipped with a sturdy sliding door that is lockable for enhanced safety and security.

- Fitted with heavy-duty sliding door and featuring two internal storage compartments.
- 840mm bench height.
- Available in three depths - 600mm, 750mm and 900mm.

- Fitted with standard mastered cam lock, with 2,000 differs.
 - Powder-coated dark grey framework.
 - Fully welded construction for extra strength and durability with a weight load of 1200kg.
 - Linoleum, Solid Beech, Laminate and Steel Plate worktop options available.
 - Full range of above bench accessories available including shelves, service ducts, support posts and light/tool rails.
- See page 32 for our full range.

Steel Plate Worktop 2mm thick

| Size H.W.D. | Code | Price |
|--------------|---------------|------------------|
| 840.1200.600 | BJSD841260SKX | £932.48 |
| 840.1200.750 | BJSD841275SKX | £1,006.94 |
| 840.1200.900 | BJSD841290SKX | £1,021.07 |
| 840.1500.600 | BJSD841560SKX | £1,094.97 |
| 840.1500.750 | BJSD841575SKX | £1,200.94 |
| 840.1500.900 | BJSD841590SKX | £1,215.07 |
| 840.1800.600 | BJSD841875SKX | £1,147.18 |
| 840.1800.750 | BJSD841860SKX | £1,253.15 |
| 840.1800.900 | BJSD841890SKX | £1,280.00 |

Linoleum Worktop 20mm thick

| Size H.W.D. | Code | Price |
|--------------|---------------|------------------|
| 840.1200.600 | BJSD841260BKK | £1,028.56 |
| 840.1200.750 | BJSD841275BKK | £1,067.70 |
| 840.1200.900 | BJSD841290BKK | £1,136.94 |
| 840.1500.600 | BJSD841560BKK | £1,236.26 |
| 840.1500.750 | BJSD841575BKK | £1,289.96 |
| 840.1500.900 | BJSD841590BKK | £1,397.34 |
| 840.1800.600 | BJSD841875BKK | £1,304.02 |
| 840.1800.750 | BJSD841860BKK | £1,326.63 |
| 840.1800.900 | BJSD841890BKK | £1,448.14 |

**NEW
PRODUCT**


Two large internal storage compartments

Laminate Worktop 20mm thick

| Size H.W.D. | Code | Price |
|--------------|---------------|------------------|
| 840.1200.600 | BJSD841260PKX | £1,028.56 |
| 840.1200.750 | BJSD841275PKX | £1,067.70 |
| 840.1200.900 | BJSD841290PKX | £1,136.94 |
| 840.1500.600 | BJSD841560PKX | £1,236.26 |
| 840.1500.750 | BJSD841575PKX | £1,289.96 |
| 840.1500.900 | BJSD841590PKX | £1,397.34 |
| 840.1800.600 | BJSD841875PKX | £1,304.02 |
| 840.1800.750 | BJSD841860PKX | £1,326.63 |
| 840.1800.900 | BJSD841890PKX | £1,448.14 |

Solid Beech Worktop 27mm thick

| Size H.W.D. | Code | Price |
|--------------|---------------|------------------|
| 840.1200.600 | BJSD841260BKK | £1,032.80 |
| 840.1200.750 | BJSD841275BKK | £1,088.89 |
| 840.1200.900 | BJSD841290BKK | £1,149.65 |
| 840.1500.600 | BJSD841560BKK | £1,289.96 |
| 840.1500.750 | BJSD841575BKK | £1,333.76 |
| 840.1500.900 | BJSD841590BKK | £1,411.47 |
| 840.1800.600 | BJSD841875BKK | £1,345.00 |
| 840.1800.750 | BJSD841860BKK | £1,429.78 |
| 840.1800.900 | BJSD841890BKK | £1,527.27 |



Lock securely with standard cam lock



£950.⁹³ FROM



- Stainless Steel Workbenches are ideal for food preparation, hospitals and any other environment where hygiene is essential.
- Easy-to-clean removable worktops and shelves.
- A range of accessories is available including drawers, cupboards and upper and lower shelves.
- Adjustable levelling feet for uneven surfaces.
- Made from 1.5mm thick steel.

Stainless Steel WorkBenches



Stainless Steel Work Table Only

| Size H.W.D. | Code | Price |
|--------------|--------------|------------------|
| 840.1200.600 | BT841260XSXX | £950.93 |
| 840.1200.750 | BT841275XSXX | £1,024.40 |
| 840.1200.900 | BT841290XSXX | £1,099.29 |
| 840.1500.600 | BT841560XSXX | £1,090.81 |
| 840.1500.750 | BT841575XSXX | £1,193.96 |
| 840.1500.900 | BT841590XSXX | £1,219.39 |
| 840.1800.600 | BT841860XSXX | £1,219.39 |
| 840.1800.750 | BT841875XSXX | £1,292.87 |
| 840.1800.900 | BT841890XSXX | £1,384.71 |

Stainless Steel Work Table & Lower Shelf

| Size H.W.D. | Code | Price |
|--------------|--------------|------------------|
| 840.1200.600 | BT841260JSXX | £1,220.80 |
| 840.1200.750 | BT841275JSXX | £1,307.00 |
| 840.1200.900 | BT841290JSXX | £1,383.30 |
| 840.1500.600 | BT841560JSXX | £1,397.43 |
| 840.1500.750 | BT841575JSXX | £1,517.53 |
| 840.1500.900 | BT841590JSXX | £1,542.96 |
| 840.1800.600 | BT841860JSXX | £1,540.14 |
| 840.1800.750 | BT841875JSXX | £1,640.46 |
| 840.1800.900 | BT841890JSXX | £1,729.47 |

Stainless Steel Drawer

| Size H.W.D. | Code | Price |
|-------------|--------------|----------------|
| 150.420.420 | BRDRAWERXXXX | £528.45 |

Stainless Steel Cupboard

| Size H.W.D. | Code | Price |
|-------------|--------------|----------------|
| 435.420.420 | BRCUPBRDXXXX | £538.34 |

Single Tier Upper Shelf - 300mm High

| Size H.W.D. | Code | Price |
|--------------|--------------|----------------|
| 300.1200.300 | BRUS123SXXXX | £308.03 |
| 300.1500.300 | BRUS153SXXXX | £358.89 |
| 300.1800.300 | BRUS183SXXXX | £395.63 |

Double Tier Upper Shelf - 600mm High

| Size H.W.D. | Code | Price |
|--------------|--------------|----------------|
| 600.1200.300 | BRUS126DXXXX | £467.69 |
| 600.1500.300 | BRUS156DXXXX | £508.67 |
| 600.1800.300 | BRUS186DXXXX | £572.25 |

Workbenches

Euroside

Cupboards

Lockers

Workstations

Cycle Parking

Smoking Shelters

Trucks & Trolleys

Canteen Furniture

Pallets

Barriers



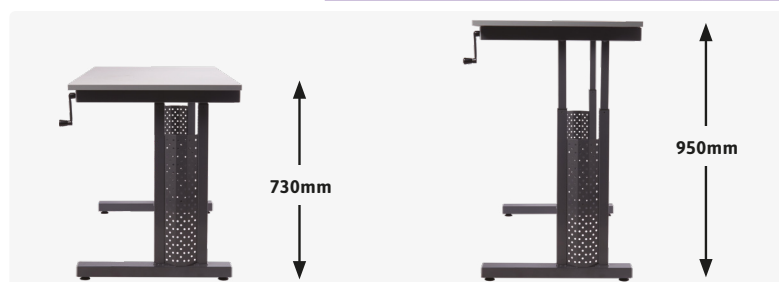
£589.21 FROM

**100KG
UDL**
EVENLY DISTRIBUTED

- Height-adjustable workbench suitable for general use in assembly, light engineering and laboratories.
- Adjustable in height from 730mm to 950mm.
- Powder-coated dark grey framework.
- No more banged knuckles - desk can even be adjusted when positioned flush against a wall.
- Removable adjustment handle.
- Does not accept bench accessories.


Laminate Worktop 20mm thick

| Size W.D. | Code | Price |
|-----------|--------------|----------------|
| 600.600 | DA796060PLXX | £589.21 |
| 1200.600 | DA791260PLXX | £681.05 |
| 1200.750 | DA791275PLXX | £710.72 |
| 1800.600 | DA791860PLXX | £781.37 |
| 1800.750 | DA791875PLXX | £799.74 |



Plastic Open Fronted Containers

- Industry standard storage and louvre panels.
- Stackable with safe access to contents.
- Strong - crate grade polypropylene - virtually indestructible.
- Non-Toxic - suitable for foodstuffs.
- Recyclable - environmentally friendly.
- Self stack or use on louvre panels or shelves.
- Ideal for use with our range of Workbenches (Page 1) and Container Storage Cupboards (Page 117).




£66.41 FROM

Plastic Open Fronted Containers - Dimensions/Codes

| Size No. | L x W x H | Qty | Blue Code | Price | Red Code | Price | Green Code | Price | Yellow Code | Price |
|----------|-----------------|-----|--------------|----------------|--------------|----------------|--------------|----------------|--------------|----------------|
| 2 | 165 x 100 x 75 | 20 | LVRC161075BE | £66.41 | LVRC161075RD | £66.41 | LVRC161075GN | £66.41 | LVRC161075YW | £66.41 |
| 3 | 240 x 150 x 132 | 20 | LVRC241513BE | £70.65 | LVRC241513RD | £70.65 | LVRC241513GN | £70.65 | LVRC241513YW | £70.65 |
| 4 | 350 x 205 x 132 | 10 | LVRC352013BE | £125.75 | LVRC352013RD | £125.75 | LVRC352013GN | £125.75 | LVRC352013YW | £125.75 |
| 5 | 350 x 205 x 182 | 10 | LVRC352018BE | £176.62 | LVRC352018RD | £176.62 | LVRC352018GN | £176.62 | LVRC352018YW | £176.62 |
| 6 | 375 x 420 x 182 | 5 | LVRC374218BE | £169.56 | LVRC374218RD | £169.56 | N/A | - | N/A | - |
| 7 | 520 x 310 x 200 | 5 | LVRC523120BE | £202.05 | LVRC523120RD | £202.05 | N/A | - | N/A | - |

EUROSLIDE

- | | | | |
|-----------|--------------------------------|-----------|-----------------------------------|
| 56 | Euroslide Cabinets | 84 | Euroslide System Tek Kits |
| 70 | Steel Drawer Divider Kits | 86 | Euroslide System Tek |
| 72 | Plastic Drawer Divider Kits | 88 | Euroslide Workbenches |
| 73 | Euroslide Cupboard Accessories | 90 | Euroslide Superbenches |
| 74 | Euroslide Mobile Cabinets | 92 | Euroslide System Flow Trolleys |
| 76 | Euroslide Under Bench Cabinets | 96 | Euroslide 2m High Cupboards |
| 78 | Euroslide Modular Kits | 96 | Euroslide Multi-Storage Cupboards |



Workbenches

Euroslide

Cupboards

Lockers

Workstations

Cycle Parking

Smoking Shelters

Trucks & Trolleys

Canteen Furniture

Pallets

Barriers



Euroslide Cabinets offer a versatile method of storage for industrial and workshop environments. The cabinets are specially designed with high-load bearing drawers, making them ideal for storing heavy tools and equipment safely and securely.

- All-steel construction.
- Beech, Laminate, Linoleum and Tool Tray worktop options are available.
- Cabinets are available in widths of 600mm & 900mm, and

heights of 825mm & 1200mm

- Full-width, precision ball race slides with anti-tilt feature.
- Load capacity of 100kg per drawer.
- 100% drawer extension on 650 deep cabinets, and 90% drawer extension on 750 deep cabinets.
- Central locking for extra security.
- Cupboard doors are fitted with interior perforated panels to fit tool clips.
- A range of drawer divider kits and extra shelves are available.

600 Cupboard Accessories

| Key | Description | 650 Code | 650 Price | 750 Code | 750 Price |
|-----|------------------|--------------|----------------|--------------|----------------|
| A | Pull Out Drawer | ES600PULLDRW | £115.69 | ES675PULLDRW | £157.47 |
| B | Pull Out Shelf | ES600PULLSHF | £106.05 | ES675PULLSHF | £143.55 |
| - | Galvanised Shelf | ES600GASHELF | £33.21 | ES675GASHELF | £44.99 |



• Supplied with 1 Galvanised shelf as standard.



• Supplied with 1 Galvanised shelf as standard.



Cupboard

| Cupboard Height | Size H.W.D. | Code | Price |
|-----------------|-------------|-------------|----------------|
| 1x750mm | 825.600.650 | EUC18260651 | £216.39 |
| | 825.600.750 | EUC18260751 | £227.10 |

2 Drawer & Cupboard

| Drawer/Cupboard Heights | Size H.W.D. | Code | Price |
|-------------------------|-------------|-------------|----------------|
| 2x100mm, 1x500mm | 825.600.650 | EUC18260652 | £454.21 |
| | 825.600.750 | EUC18260752 | £542.05 |

4 Drawer

| Drawer Heights | Size H.W.D. | Code | Price |
|------------------|-------------|-------------|----------------|
| 1x150mm, 3x200mm | 825.600.650 | EUC1826065A | £675.95 |
| | 825.600.750 | EUC1826075A | £710.23 |

**5 Drawer**

| Drawer Heights | Size H.W.D. | Code | Price |
|---|-------------|-------------|----------------|
| 1x100mm, 2x125mm, 1x150mm, 1x250mm | 825.600.650 | EUC18260654 | £773.43 |
| | 825.600.750 | EUC18260754 | £812.00 |

**5 Drawer**

| Drawer Heights | Size H.W.D. | Code | Price |
|----------------|-------------|-------------|----------------|
| 5x150mm | 825.600.650 | EUC1826065C | £764.87 |
| | 825.600.750 | EUC1826075C | £802.36 |

**5 Drawer**

| Drawer Heights | Size H.W.D. | Code | Price |
|---------------------------------|-------------|-------------|----------------|
| 2x100mm, 2x150mm, 1x200mm | 825.600.650 | EUC18260655 | £750.94 |
| | 825.600.750 | EUC18260755 | £788.43 |

**5 Drawer**

| Drawer Heights | Size H.W.D. | Code | Price |
|---------------------------------|-------------|-------------|----------------|
| 2x100mm, 2x125mm, 1x300mm | 825.600.650 | EUC18260656 | £774.51 |
| | 825.600.750 | EUC18260756 | £813.07 |

**6 Drawer**

| Drawer Heights | Size H.W.D. | Code | Price |
|---------------------------------|-------------|-------------|----------------|
| 4x100mm, 1x150mm, 1x200mm | 825.600.650 | EUC1826065E | £845.21 |
| | 825.600.750 | EUC1826075E | £888.06 |

**7 Drawer**

| Drawer Heights | Size H.W.D. | Code | Price |
|----------------|-------------|-------------|----------------|
| 7x100mm | 825.600.650 | EUC1826065V | £918.05 |
| | 825.600.750 | EUC1826075V | £964.12 |

**Disposal Unit**

| Description | Size H.W.D. | Code | Price |
|---------------------------------------|-------------|-------------|----------------|
| Supplied with internal plastic bin | 825.600.650 | EUCDISB6065 | £314.94 |
| | 825.600.750 | EUCDISB6075 | £331.01 |

600 Worktop Options**Worktop Options - Suitable for 600.650 Cabinets**

| Description | Size H.W.D. | Code | Price |
|-------------|-------------|--------------|----------------|
| Beech | 27.600.650 | ESBEETOP6065 | £83.56 |
| Laminate | 20.600.650 | ESLAMTOP6065 | £138.19 |
| Linoleum | 40.600.650 | ESLINTOP6065 | £162.09 |
| Tool Tray | 24.600.650 | ESTLTTOP6065 | £32.14 |

Worktop Options - Suitable for 600.750 Cabinets

| Description | Size H.W.D. | Code | Price |
|-------------|-------------|--------------|----------------|
| Beech | 27.600.750 | ESBEETOP6075 | £107.12 |
| Laminate | 20.600.750 | ESLAMTOP6075 | £149.97 |
| Linoleum | 40.600.750 | ESLINTOP6075 | £170.96 |
| Tool Tray | 24.600.750 | ESTLTTOP6075 | £43.92 |

**Colour Options**

To select drawer & door colours please add corresponding letters to the end of the code.



Workbenches

Euroslide

Cupboards

Lockers

Workstations

Cycle Parking

Smoking Shelters

Trucks & Trolleys

Canteen Furniture

Pallets

Barriers

Workbenches

Euroslide

Cupboards

Lockers

Workstations

Cycle Parking

Smoking Shelters

Trucks & Trolleys

Canteen Furniture

Pallets

Barriers



• Supplied with 2 Galvanised shelves as standard.

Cupboard

| Cupboards Heights | Size H.W.D. | Code | Price |
|-------------------|--------------|-------------|----------------|
| 1x1150mm | 1200.600.650 | EUC12060651 | £336.37 |
| | 1200.600.750 | EUC12060751 | £356.72 |



• Supplied with 2 Galvanised shelves as standard.

1 Drawer & Cupboard

| Drawer/Cupboard Heights | Size H.W.D. | Code | Price |
|-------------------------|--------------|-------------|----------------|
| 1x100mm, 1x1010mm | 1200.600.650 | EUC1206065B | £462.78 |
| | 1200.600.750 | EUC1206075B | £490.63 |



• Supplied with 2 Galvanised shelves as standard.

2 Drawer & Cupboard

| Drawer/Cupboard Heights | Size H.W.D. | Code | Price |
|-------------------------|--------------|-------------|----------------|
| 2x100mm, 1x910mm | 1200.600.650 | EUC12060652 | £565.61 |
| | 1200.600.750 | EUC12060752 | £599.89 |



• Supplied with 2 Galvanised shelves as standard.

1 Drawer & Cupboard

| Drawer/Cupboard Heights | Size H.W.D. | Code | Price |
|-------------------------|--------------|-------------|----------------|
| 1x200mm, 1x910mm | 1200.600.650 | EUC1206065A | £480.99 |
| | 1200.600.750 | EUC1206075A | £509.91 |



• Supplied with 1 Galvanised shelf as standard.

2 Drawer & Cupboard

| Drawer/Cupboard Heights | Size H.W.D. | Code | Price |
|-------------------------|--------------|-------------|----------------|
| 2x200mm, 1x710mm | 1200.600.650 | EUC12060653 | £603.11 |
| | 1200.600.750 | EUC12060753 | £639.53 |



• Supplied with 1 Galvanised shelf as standard.

4 Drawer & Cupboard

| Drawer/Cupboard Heights | Size H.W.D. | Code | Price |
|-------------------------|--------------|-------------|----------------|
| 4x100mm, 1x710mm | 1200.600.650 | EUC12060654 | £772.36 |
| | 1200.600.750 | EUC12060754 | £818.43 |

Colour Options

To select drawer & door colours please add corresponding letters to the end of the code.





6 Drawer

| Drawer Heights | Size H.W.D. | Code | Price |
|---------------------|--------------|-------------|----------------|
| 1x150mm, 5x200mm | 1200.600.650 | EUC1206065E | £919.12 |
| | 1200.600.750 | EUC1206075E | £973.76 |

7 Drawer

| Drawer Heights | Size H.W.D. | Code | Price |
|---------------------------------|--------------|-------------|------------------|
| 1x100mm, 3x150mm, 3x200mm | 1200.600.650 | EUC1206065V | £991.97 |
| | 1200.600.750 | EUC1206075V | £1,051.96 |

8 Drawer

| Drawer Heights | Size H.W.D. | Code | Price |
|---------------------------------|--------------|-------------|------------------|
| 3x100mm, 3x150mm, 2x200mm | 1200.600.650 | EUC1206065X | £1,084.09 |
| | 1200.600.750 | EUC1206075X | £1,149.44 |



8 Drawer

| Drawer Heights | Size H.W.D. | Code | Price |
|---------------------|--------------|-------------|------------------|
| 1x100mm, 7x150mm | 1200.600.650 | EUC12060658 | £1,088.38 |
| | 1200.600.750 | EUC12060758 | £1,153.72 |

8 Drawer

| Drawer Heights | Size H.W.D. | Code | Price |
|---------------------|--------------|-------------|------------------|
| 5x100mm, 3x200mm | 1200.600.650 | EUC1206065W | £1,072.31 |
| | 1200.600.750 | EUC1206075W | £1,136.59 |

11 Drawer

| Drawer Heights | Size H.W.D. | Code | Price |
|----------------|--------------|-------------|------------------|
| 11x100mm | 1200.600.650 | EUC1206065Y | £1,319.77 |
| | 1200.600.750 | EUC1206075Y | £1,397.97 |

Colour Options

To select drawer & door colours please add corresponding letters to the end of the code.



Workbenches

Euroslide

Cupboards

Lockers

Workstations

Cycle Parking


Smoking Shelters

Trucks & Trolleys

Canteen Furniture


Pallets

Barriers




- Supplied with 2 Galvanised shelves as standard

| Cupboard | | | |
|-------------------|--------------|------------|----------------|
| Cupboards Heights | Size H.W.D. | Code | Price |
| 1x1450mm | 1500.600.650 | EUC1506051 | £483.83 |



- Supplied with 2 Galvanised shelves as standard

| 1 Drawer & Cupboard | | | |
|-------------------------|--------------|-------------|----------------|
| Drawer/Cupboard Heights | Size H.W.D. | Code | Price |
| 1x200mm, 1x1250mm | 1500.600.650 | EUC1506065A | £641.42 |



- Supplied with 2 Galvanised shelves as standard

| 2 Drawer & Cupboard | | | |
|-------------------------|--------------|-------------|----------------|
| Drawer/Cupboard Heights | Size H.W.D. | Code | Price |
| 2x100, 1x1250mm | 1500.600.650 | EUC15060652 | £743.69 |




- Supplied with 1 Galvanised shelf as standard

| 2 Drawer & Cupboard | | | |
|-------------------------|--------------|-------------|----------------|
| Drawer/Cupboard Heights | Size H.W.D. | Code | Price |
| 2x200mm, 1x1110mm | 1500.600.650 | EUC15060653 | £760.12 |



- Supplied with 1 Galvanised shelf as standard

| 4 Drawer & Cupboard | | | |
|-------------------------|--------------|-------------|----------------|
| Drawer/Cupboard Heights | Size H.W.D. | Code | Price |
| 4x100mm, 1x1110mm | 1500.600.650 | EUC15060654 | £994.79 |




| 8 Drawer | | | |
|-------------------------|--------------|-------------|------------------|
| Drawer/Cupboard Heights | Size H.W.D. | Code | Price |
| 4x150mm, 4x200mm | 1500.600.650 | EUC1506065E | £1,595.47 |


Colour Options

To select drawer & door colours please add corresponding letters to the end of the code.



**9 Drawer**


| Drawer Heights | Size H.W.D. | Code | Price |
|---------------------|--------------|-------------|------------------|
| 4x100mm, 5x200mm | 1500.600.650 | EUC1506065B | £1,734.09 |

**10 Drawer**


| Drawer Heights | Size H.W.D. | Code | Price |
|---------------------|--------------|-------------|------------------|
| 1x100mm, 9x150mm | 1500.600.650 | EUC1506065C | £1,942.42 |

**10 Drawer**

| Drawer Heights | Size H.W.D. | Code | Price |
|---------------------------------|--------------|-------------|------------------|
| 4x100mm, 4x150mm, 2x200mm | 1500.600.650 | EUC1506065F | £1,827.88 |

**11 Drawer**

| Drawer Heights | Size H.W.D. | Code | Price |
|---------------------|--------------|-------------|------------------|
| 4x100mm, 7x150mm | 1500.600.650 | EUC1506065D | £1,939.63 |

**14 Drawer**

| Drawer Heights | Size H.W.D. | Code | Price |
|----------------|--------------|-------------|------------------|
| 14x100mm | 1500.600.650 | EUC1506065Y | £2,344.90 |



Colour Options

To select drawer & door colours please add corresponding letters to the end of the code.



Workbenches

Euroslide

Cupboards

Lockers

Workstations

Cycle Parking

Smoking Shelters

Trucks & Trolleys

Canteen Furniture

Pallets

Barriers



- Supplied with 1 Galvanised shelf as standard.

Cupboard

| Cupboard Height | Size H.W.D. | Code | Price |
|-----------------|-------------|-------------|----------------|
| 1x750mm | 825.900.650 | EUC18290651 | £280.66 |
| | 825.900.750 | EUC18290751 | £297.80 |



- Supplied with 1 Galvanised shelf as standard.

2 Drawer & Cupboard

| Drawer/Cupboard Heights | Size H.W.D. | Code | Price |
|-------------------------|-------------|-------------|----------------|
| 2x100mm, 1x500mm | 825.900.650 | EUC18290653 | £505.63 |
| | 825.900.750 | EUC18290753 | £535.62 |



4 Drawer

| Drawer Heights | Size H.W.D. | Code | Price |
|---------------------|-------------|-------------|----------------|
| 1x150mm, 3x200mm | 825.900.650 | EUC1829065A | £701.66 |
| | 825.900.750 | EUC1829075A | £744.51 |



5 Drawer

| Drawer Heights | Size H.W.D. | Code | Price |
|---|-------------|-------------|----------------|
| 1x100mm, 2x125mm, 1x150mm, 1x250mm | 825.900.650 | EUC18290654 | £817.36 |
| | 825.900.750 | EUC18290754 | £866.63 |



5 Drawer

| Drawer Heights | Size H.W.D. | Code | Price |
|----------------|-------------|-------------|----------------|
| 5x150mm | 825.900.650 | EUC1829065C | £804.50 |
| | 825.900.750 | EUC1829075C | £852.71 |



5 Drawer

| Drawer Heights | Size H.W.D. | Code | Price |
|---------------------------------|-------------|-------------|----------------|
| 2x100mm, 2x150mm, 1x200mm | 825.900.650 | EUC18290655 | £786.29 |
| | 825.900.750 | EUC18290755 | £833.42 |

**5 Drawer**

| Drawer Heights | Size H.W.D. | Code | Price |
|------------------------------|-------------|-------------|----------------|
| 2x100mm, 2x125mm, 1x300mm | 825.900.650 | EUC18290658 | £814.14 |
| | 825.900.750 | EUC18290758 | £862.35 |

**6 Drawer**

| Drawer Heights | Size H.W.D. | Code | Price |
|------------------------------|-------------|-------------|----------------|
| 4x100mm, 1x150mm, 1x200mm | 825.900.650 | EUC1829065E | £883.77 |
| | 825.900.750 | EUC1829075E | £937.33 |

Worktop Options

**Worktop Options**

| Description | Size H.W.D. | Code | Price |
|-------------|-------------|--------------|----------------|
| Beech | 27.900.650 | ESBEETOP9065 | £125.34 |
| Laminate | 20.900.650 | ESLAMTOP9065 | £161.76 |
| Linoleum | 40.900.650 | ESLINTOP9065 | £212.15 |
| Tool Tray | 24.900.650 | ESTLTTP9065 | £46.06 |

Worktop Options

| Description | Size H.W.D. | Code | Price |
|-------------|-------------|--------------|----------------|
| Beech | 27.900.750 | ESBEETOP9075 | £160.69 |
| Laminate | 20.900.750 | ESLAMTOP9075 | £197.11 |
| Linoleum | 40.900.750 | ESLINTOP9075 | £225.12 |
| Tool Tray | 24.900.750 | ESTLTTP9075 | £61.06 |

**7 Drawer**

| Drawer Heights | Size H.W.D. | Code | Price |
|----------------|-------------|-------------|------------------|
| 7x100mm | 825.900.650 | EUC1829065V | £961.97 |
| | 825.900.750 | EUC1829075V | £1,019.82 |

900 Cupboard Accessories

| Key | Description | 650 Code | 650 Price | 750 Code | 750 Price |
|-----|------------------|--------------|----------------|--------------|----------------|
| A | Pull Out Drawer | ES900PULLDRW | £131.76 | ES975PULLDRW | £177.83 |
| B | Pull Out Shelf | ES900PULLSHF | £118.91 | ES975PULLSHF | £160.69 |
| - | Galvanised Shelf | ES900GASHELF | £49.28 | ES975GASHELF | £66.42 |



Colour Options

To select drawer & door colours please add corresponding letters to the end of the code.



Workbenches

Euroslide

Cupboards

Lockers

Workstations

Cycle Parking

Smoking Shelters

Trucks & Trolleys

Canteen Furniture

Pallets

Barriers



- Supplied with 2 Galvanised shelves as standard.

Cupboard

| Cupboard Height | Size H.W.D. | Code | Price |
|-----------------|--------------|-------------|----------------|
| 1x1150mm | 1200.900.650 | EUC12090651 | £421.00 |
| | 1200.900.750 | EUC12090751 | £445.64 |



- Supplied with 2 Galvanised shelves as standard.

1 Drawer & Cupboard

| Drawer/Cupboard Heights | Size H.W.D. | Code | Price |
|-------------------------|--------------|-------------|----------------|
| 1x100mm, 1x1010mm | 1200.900.650 | EUC1209065B | £506.70 |
| | 1200.900.750 | EUC1209075B | £537.76 |



- Supplied with 2 Galvanised shelves as standard.

2 Drawer & Cupboard

| Drawer/Cupboard Heights | Size H.W.D. | Code | Price |
|-------------------------|--------------|-------------|----------------|
| 2x100mm, 1x910mm | 1200.900.650 | EUC12090652 | £565.61 |
| | 1200.900.750 | EUC12090752 | £599.89 |



- Supplied with 2 Galvanised shelves as standard.

1 Drawer & Cupboard

| Drawer/Cupboard Heights | Size H.W.D. | Code | Price |
|-------------------------|--------------|-------------|----------------|
| 1x200mm, 1x910mm | 1200.900.650 | EUC1209065A | £480.99 |
| | 1200.900.750 | EUC1209075A | £509.91 |



- Supplied with 1 Galvanised shelf as standard.

2 Drawer & Cupboard

| Drawer/Cupboard Heights | Size H.W.D. | Code | Price |
|-------------------------|--------------|-------------|----------------|
| 2x200mm, 1x710mm | 1200.900.650 | EUC12090653 | £678.09 |
| | 1200.900.750 | EUC12090753 | £718.80 |



- Supplied with 1 Galvanised shelf as standard.

4 Drawer & Cupboard

| Drawer/Cupboard Heights | Size H.W.D. | Code | Price |
|-------------------------|--------------|-------------|----------------|
| 4x100mm, 1x710mm | 1200.900.650 | EUC12090654 | £861.28 |
| | 1200.900.750 | EUC12090754 | £912.70 |

Colour Options

To select drawer & door colours please add corresponding letters to the end of the code.



**6 Drawer**

| Drawer Heights | Size H.W.D. | Code | Price |
|------------------|--------------|-------------|------------------|
| 1x150mm, 5x200mm | 1200.900.650 | EUC1209065E | £1,060.53 |
| | 1200.900.750 | EUC1209075E | £1,123.73 |

**7 Drawer**

| Drawer Heights | Size H.W.D. | Code | Price |
|------------------------------|--------------|-------------|------------------|
| 1x100mm, 3x150mm, 3x200mm | 1200.900.650 | EUC1209065V | £1,159.08 |
| | 1200.900.750 | EUC1209075V | £1,237.28 |

**8 Drawer**

| Drawer Heights | Size H.W.D. | Code | Price |
|------------------|--------------|-------------|------------------|
| 1x100mm, 7x150mm | 1200.900.650 | EUC12090658 | £1,265.13 |
| | 1200.900.750 | EUC12090758 | £1,341.19 |

**11 Drawer**

| Drawer Heights | Size H.W.D. | Code | Price |
|----------------|--------------|-------------|------------------|
| 11x100mm | 1200.900.650 | EUC1209065Y | £1,457.96 |
| | 1200.900.750 | EUC1209075Y | £1,545.80 |

Worktop Options

Worktop Options - Suitable for 900.650 Cabinets

| Description | Size H.W.D. | Code | Price |
|-------------|-------------|--------------|----------------|
| Beech | 27.900.650 | ESBEETOP9065 | £125.34 |
| Laminate | 20.900.650 | ESLAMTOP9065 | £161.76 |
| Linoleum | 40.900.650 | ESLINTOP9065 | £212.15 |
| Tool Tray | 24.900.650 | ESTLTTOP9065 | £46.06 |

Worktop Options - Suitable for 900.750 Cabinets

| Description | Size H.W.D. | Code | Price |
|-------------|-------------|--------------|----------------|
| Beech | 27.900.750 | ESBEETOP9075 | £160.69 |
| Laminate | 20.900.750 | ESLAMTOP9075 | £197.11 |
| Linoleum | 40.900.750 | ESLINTOP9075 | £225.12 |
| Tool Tray | 24.900.750 | ESTLTTOP9075 | £61.06 |



900 Cupboard Accessories

| Key | Description | 650 Code | 650 Price | 750 Code | 750 Price |
|-----|------------------|--------------|----------------|--------------|----------------|
| A | Pull Out Drawer | ES900PULLDRW | £131.76 | ES975PULLDRW | £177.83 |
| B | Pull Out Shelf | ES900PULLSHF | £118.91 | ES975PULLSHF | £160.69 |
| - | Galvanised Shelf | ES900GASHELF | £49.28 | ES975GASHELF | £66.42 |



Workbenches

Euroslide

Cupboards

Lockers

Workstations

Cycle Parking

Smoking Shelters

Trucks & Trolleys

Canteen Furniture

Pallets

Barriers



- Supplied with 2 Galvanised shelves as standard

Cupboard

| Cupboards Heights | Size H.W.D. | Code | Price |
|-------------------|--------------|-------------|----------------|
| 1x1450mm | 1500.900.650 | EUC15090651 | £585.00 |



- Supplied with 2 Galvanised shelves as standard

1 Drawer & Cupboard

| Drawer/Cupboard Heights | Size H.W.D. | Code | Price |
|-------------------------|--------------|-------------|----------------|
| 1x200mm, 1x1250mm | 1500.900.650 | EUC1509065A | £780.70 |



- Supplied with 2 Galvanised shelves as standard

2 Drawer & Cupboard

| Drawer/Cupboard Heights | Size H.W.D. | Code | Price |
|-------------------------|--------------|-------------|----------------|
| 2x100mm, 1x1250mm | 1500.900.650 | EUC15090652 | £916.85 |



- Supplied with 1 Galvanised shelf as standard

2 Drawer & Cupboard

| Drawer/Cupboard Heights | Size H.W.D. | Code | Price |
|-------------------------|--------------|-------------|----------------|
| 2x200mm, 1x1110mm | 1500.900.650 | EUC15090653 | £905.27 |



- Supplied with 1 Galvanised shelf as standard

4 Drawer & Cupboard

| Drawer/Cupboard Heights | Size H.W.D. | Code | Price |
|-------------------------|--------------|-------------|------------------|
| 4x100mm, 1x1110mm | 1500.900.650 | EUC15090654 | £1,120.73 |



8 Drawer

| Drawer/Cupboard Heights | Size H.W.D. | Code | Price |
|-------------------------|--------------|-------------|------------------|
| 4x150mm, 4x200mm | 1500.900.650 | EUC1509065E | £1,747.58 |

Colour Options

To select drawer & door colours please add corresponding letters to the end of the code.





9 Drawer

| Drawer Heights | Size H.W.D. | Code | Price |
|---------------------|--------------|-------------|------------------|
| 4x100mm, 5x200mm | 1500.900.650 | EUC1509065B | £1,893.62 |

10 Drawer

| Drawer Heights | Size H.W.D. | Code | Price |
|---------------------|--------------|-------------|------------------|
| 1x100mm, 9x150mm | 1500.900.650 | EUC1509065C | £1,984.33 |

10 Drawer

| Drawer Heights | Size H.W.D. | Code | Price |
|---------------------------------|--------------|-------------|------------------|
| 4x100mm, 4x150mm, 2x200mm | 1500.900.650 | EUC1509065F | £1,996.74 |



11 Drawer

| Drawer Heights | Size H.W.D. | Code | Price |
|---------------------|--------------|-------------|------------------|
| 4x100mm, 7x150mm | 1500.900.650 | EUC1509065D | £2,120.51 |

14 Drawer

| Drawer Heights | Size H.W.D. | Code | Price |
|----------------|--------------|-------------|------------------|
| 14x100mm | 1500.900.650 | EUC1509065Y | £2,555.71 |



Colour Options

To select drawer & door colours please add corresponding letters to the end of the code.



Workbenches

Euroslide

Cupboards

Lockers

Workstations

Cycle Parking

Smoking Shelters

Trucks & Trolleys

Canteen Furniture

Pallets

Barriers



- Supplied with 1 Galvanised shelf as standard

Cupboard

| Drawer Heights | Size H.W.D. | Code | Price |
|----------------|--------------|-------------|----------------|
| 1x750mm | 825.1200.650 | EUC18212651 | £616.98 |



- Supplied with 1 Galvanised shelf as standard


2 Drawer & Cupboard

| Drawer Heights | Size H.W.D. | Code | Price |
|------------------|--------------|-------------|----------------|
| 2x100mm, 1x500mm | 825.1200.650 | EUC18212652 | £903.08 |



4 Drawer

| Drawer Heights | Size H.W.D. | Code | Price |
|------------------|--------------|-------------|------------------|
| 1x150mm, 3x200mm | 825.1200.650 | EUC1821265A | £1,125.82 |




5 Drawer

| Drawer Heights | Size H.W.D. | Code | Price |
|----------------|--------------|-------------|------------------|
| 5x150mm | 825.1200.650 | EUC1821265C | £1,313.01 |



5 Drawer

| Drawer Heights | Size H.W.D. | Code | Price |
|---------------------------|--------------|-------------|------------------|
| 2x100mm, 2x150mm, 1x200mm | 825.1200.650 | EUC1821265S | £1,300.12 |




5 Drawer

| Drawer Heights | Size H.W.D. | Code | Price |
|------------------------------------|--------------|-------------|------------------|
| 1x100mm, 2x125mm, 1x150mm, 1x250mm | 825.1200.650 | EUC18212654 | £1,300.12 |


Colour Options

To select drawer & door colours please add corresponding letters to the end of the code.



**5 Drawer**

| Drawer Heights | Size H.W.D. | Code | Price |
|---------------------------|--------------|-------------|------------------|
| 2x100mm, 2x125mm, 1x300mm | 825.1200.650 | EUC18212658 | £1,296.92 |

**6 Drawer**

| Drawer Heights | Size H.W.D. | Code | Price |
|---------------------------|--------------|-------------|------------------|
| 4x100mm, 1x150mm, 1x200mm | 825.1200.650 | EUC1821265E | £1,471.59 |

**7 Drawer**

| Drawer Heights | Size H.W.D. | Code | Price |
|----------------|--------------|-------------|------------------|
| 7x100mm | 825.1200.650 | EUC1821265V | £1,646.60 |



• Supplied with 1 Galvanised shelf as standard.

Sliding Door Cupboard

| Drawer Heights | Size H.W.D. | Code | Price |
|----------------|--------------|-------------|----------------|
| 1x750mm | 825.1200.650 | EUC182125SD | £811.96 |

1200 Worktop Options**Worktop Options** - Suitable for 1200.650 Cabinets

| Description | Size H.W.D. | Code | Price |
|-------------|-------------|--------------|----------------|
| Beech | 27.1200.650 | ESBEETOP1265 | £141.40 |
| Laminate | 20.1200.650 | ESLAMTOP1265 | £183.18 |
| Linoleum | 40.1200.650 | ESLINTOP1265 | £278.34 |
| Tool Tray | 24.1200.650 | ESTLTTOP1265 | £64.28 |

**1200 Cupboard Accessories**

| Key | Description | Code | Price |
|-----|------------------|--------------|----------------|
| A | Pull Out Drawer | ES120PULLDRW | £181.38 |
| B | Pull Out Shelf | ES120PULLSHF | £162.10 |
| - | Galvanised Shelf | ES120GASHELF | £98.36 |



Workbenches

Euroslide

Cupboards

Lockers

Workstations

Cycle Parking


Smoking Shelters

Trucks & Trolleys

Canteen Furniture



Pallets

Barriers



600 Cabinet Drawer Inserts - Dimensions/Codes

| Option | 650 Code | Price | 750 Code | Price |
|------------------|--------------|--------|--------------|--------|
| A (100mm Height) | ESDINSERT61A | £48.21 | ESDINSERT71A | £50.35 |
| A (125mm Height) | ESDINSERT12A | £50.35 | ESDINSERT17A | £53.56 |
| A (150mm Height) | ESDINSERT65A | £51.42 | ESDINSERT75A | £53.56 |
| A (200mm Height) | ESDINSERT62A | £55.70 | ESDINSERT72A | £57.85 |
| A (250mm Height) | ESDINSERT25A | £66.42 | ESDINSERT27A | £69.63 |
| A (300mm Height) | ESDINSERT30A | POA | ESDINSERT70A | POA |
| B (100mm Height) | ESDINSERT61B | £28.92 | ESDINSERT71B | £29.99 |
| B (125mm Height) | ESDINSERT25B | £32.14 | ESDINSERT27B | £33.21 |
| B (150mm Height) | ESDINSERT65B | £34.28 | ESDINSERT75B | £36.42 |
| B (200mm Height) | ESDINSERT62B | £35.35 | ESDINSERT72B | £36.42 |
| B (250mm Height) | ESDINSERT20B | £39.64 | ESDINSERT70B | £40.71 |
| B (300mm Height) | ESDINSERT30B | POA | ESDINSERT37B | POA |
| C (100mm Height) | ESDINSERT61C | £28.92 | ESDINSERT71C | £31.07 |
| C (125mm Height) | ESDINSERT20C | £29.99 | ESDINSERT70C | £31.07 |
| C (150mm Height) | ESDINSERT65C | £31.07 | ESDINSERT75C | £32.14 |
| C (200mm Height) | ESDINSERT62C | £33.21 | ESDINSERT72C | £35.35 |
| C (250mm Height) | ESDINSERT12C | £37.49 | ESDINSERT17C | £39.64 |
| C (300mm Height) | ESDINSERT30C | POA | ESDINSERT73D | POA |
| D (100mm Height) | ESDINSERT61D | £58.92 | ESDINSERT71D | £62.13 |
| D (125mm Height) | ESDINSERT12D | £61.06 | ESDINSERT17D | £64.27 |
| D (150mm Height) | ESDINSERT65D | £63.20 | ESDINSERT75D | £66.42 |
| D (200mm Height) | ESDINSERT62D | £69.63 | ESDINSERT72D | £72.84 |
| D (250mm Height) | ESDINSERT25D | £73.92 | ESDINSERT13D | £66.42 |
| D (300mm Height) | ESDINSERT30D | POA | ESDINSERT73D | POA |



Workbenches

Euroslide

Cupboards

Lockers

Workstations

Cycle Parking

Smoking Shelters

Trucks & Trolleys

Canteen Furniture

Pallets

Barriers

900 Cabinet Drawer Inserts - Dimensions/Codes

| Option | 650 Code | Price | 750 Code | Price |
|------------------|--------------|--------|--------------|--------|
| A (100mm Height) | ESDINSERT91A | £56.78 | ESDINSERT97A | £59.99 |
| A (125mm Height) | ESDINSERT15A | £50.35 | ESDINSERT79A | £61.06 |
| A (150mm Height) | ESDINSERT95A | £61.06 | ESDINSERT96A | £64.27 |
| A (200mm Height) | ESDINSERT92A | £61.06 | ESDINSERT29A | £63.20 |
| A (250mm Height) | ESDINSERT9A5 | £64.27 | ESDINSERT7A5 | £67.49 |
| A (300mm Height) | ESDINSERT93A | POA | ESDINSERT37A | POA |
| B (100mm Height) | ESDINSERT91B | £36.42 | ESDINSERT17B | £38.56 |
| B (125mm Height) | ESDINSERT12B | £39.64 | ESDINSERT22B | £36.42 |
| B (150mm Height) | ESDINSERT95B | £40.71 | ESDINSERT59B | £42.85 |
| B (200mm Height) | ESDINSERT92B | £42.85 | ESDINSERT52B | £44.99 |
| B (250mm Height) | ESDINSERT9B5 | £46.06 | ESDINSERT7B5 | £48.21 |
| B (300mm Height) | ESDINSERT93B | POA | ESDINSERT73B | POA |
| C (100mm Height) | ESDINSERT91C | £35.35 | ESDINSERT97C | £37.49 |
| C (125mm Height) | ESDINSERT22C | £36.42 | ESDINSERT77C | £37.49 |
| C (150mm Height) | ESDINSERT95C | £37.49 | ESDINSERT11C | £37.49 |
| C (200mm Height) | ESDINSERT92C | £40.71 | ESDINSERT15C | £40.71 |
| C (250mm Height) | ESDINSERT9C5 | £43.92 | ESDINSERT16C | £37.49 |
| C (300mm Height) | ESDINSERT93C | POA | ESDINSERT99C | POA |
| D (100mm Height) | ESDINSERT91D | £71.77 | ESDINSERT70D | £62.13 |
| D (125mm Height) | ESDINSERT22D | £74.99 | ESDINSERT77D | £78.20 |
| D (150mm Height) | ESDINSERT95D | £77.13 | ESDINSERT57D | £66.42 |
| D (200mm Height) | ESDINSERT92D | £84.63 | ESDINSERT97D | £88.91 |
| D (250mm Height) | ESDINSERT9D5 | £88.91 | ESDINSERT7D5 | £93.20 |
| D (300mm Height) | ESDINSERT93D | POA | ESDINSERT73D | POA |



Plastic Drawer Divider Kits - Dimensions/Codes

| Key | Width | 650 Depth Kit | 650 Depth Code | 650 Price | 750 Depth Kit | 750 Depth Code | 750 Price |
|-----|-------|--|----------------|-----------|--|----------------|-----------|
| A | 600mm | 24 (6 Packs of 4 x BA8-2) 8 (1 Pack of 8 x BA8-1) | ESPINSER660A | £77.13 | 24 (6 Packs of 4 x BA8-2) 16 (2 Pack of 8 x BA8-1) | ESPINSER675A | £88.91 |
| B | 600mm | 12 (6 Packs of 2 x BA6-1) 2 (1 Pack of 2 x BA7-2) | ESPINSER660B | £68.56 | 12 (6 Packs of 2 x BA6-1) 2 (2 Pack of 2 x BA7-2) | ESPINSER675B | £78.20 |
| C | 900mm | 24 (8 Packs of 3 x BA8-3) 12 (3 Packs of 4 x BA7-1) | ESPINSER960A | £139.26 | 24 (8 Packs of 3 x BA8-3) 20 (5 Packs of 4 x BA7-1) | ESPINSER975A | £154.26 |
| D | 900mm | 18 (9 Packs of 2 x BA7-2) 12 (3 Packs of 4 x BA7-1) | ESPINSER960B | £110.34 | 18 (9 Packs of 2 x BA7-2) 20 (5 Packs of 4 x BA7-1) | ESPINSER975B | £124.26 |



Workbenches

Euroslide

Cupboards

Lockers

Workstations

Cycle Parking

Smoking Shelters

Trucks & Trolleys

Canteen Furniture

Pallets

Barriers

Euroslide Cupboard Accessories - Dimensions/Codes

| Key | Width | Description | 650 Code | 650 Price | 750 Code | 750 Price |
|-----|-------|------------------|--------------|----------------|--------------|----------------|
| A | 600mm | Pull Out Drawer | ES600PULLDRW | £115.69 | ES675PULLDRW | £157.47 |
| B | 600mm | Pull Out Shelf | ES600PULLSHF | £106.05 | ES675PULLSHF | £143.55 |
| - | 600mm | Galvanised Shelf | ES600GASHELF | £33.21 | ES675GASHELF | £44.99 |
| C | 900mm | Pull Out Drawer | ES900PULLDRW | £131.76 | ES975PULLDRW | £177.83 |
| D | 900mm | Pull Out Shelf | ES900PULLSHF | £118.91 | ES975PULLSHF | £160.69 |
| - | 900mm | Galvanised Shelf | ES900GASHELF | £49.28 | ES975GASHELF | £66.42 |



£382.43 FROM

EUROSLIDE

Worktop Options



| Description | Size H.W.D. | Code | Price |
|-------------|-------------|--------------|----------------|
| Beech | 27.600.650 | ESBEETOP6065 | £83.56 |
| Laminate | 20.600.650 | ESLAMTOP6065 | £138.19 |
| Linoleum | 40.600.650 | ESLINTOP6065 | £162.09 |
| Tool Tray | 24.600.650 | ESTLTTOP6065 | £32.14 |



- Supplied with 1 Galvanised shelf as standard.

Mobile Cupboard

| Cupboard Height | Size H.W.D. | Code | Price |
|-----------------|-------------|-------------|----------------|
| 1x750mm | 980.600.650 | EUC9860651M | £382.43 |



- Supplied with 1 Galvanised shelf as standard.

Mobile 2 Drawer & Cupboard

| Drawer/Cupboard Heights | Size H.W.D. | Code | Price |
|-------------------------|-------------|-------------|----------------|
| 2x100mm, 1x500mm | 980.600.650 | EUC9860652M | £620.25 |



Mobile 4 Drawer

| Drawer Heights | Size H.W.D. | Code | Price |
|------------------|-------------|-------------|----------------|
| 1x150mm, 3x200mm | 980.600.650 | EUC986065AM | £819.50 |



Mobile 5 Drawer

| Drawer Heights | Size H.W.D. | Code | Price |
|----------------|-------------|-------------|----------------|
| 5x150mm | 980.600.650 | EUC986065CM | £907.34 |



Mobile 5 Drawer

| Drawer Heights | Size H.W.D. | Code | Price |
|---------------------------|-------------|-------------|----------------|
| 2x100mm, 2x150mm, 1x200mm | 980.600.650 | EUC9860655M | £893.41 |



Mobile 6 Drawer

| Drawer Heights | Size H.W.D. | Code | Price |
|---------------------------|-------------|-------------|----------------|
| 4x100mm, 1x150mm, 1x200mm | 980.600.650 | EUC986065EM | £988.75 |



Mobile 7 Drawer

| Drawer Heights | Size H.W.D. | Code | Price |
|----------------|-------------|-------------|------------------|
| 7x100mm | 980.600.650 | EUC986065VM | £1,061.60 |

Colour Options

To select drawer and door colours please add corresponding letters to the end of the code.





- Supplied with 1 Galvanised shelf as standard.

Mobile Cupboard

| Cupboard Height | Size H.W.D. | Code | Price |
|-----------------|-------------|-------------|----------------|
| 1x750mm | 980.900.650 | EUC9890651M | £446.71 |



- Supplied with 1 Galvanised shelf as standard.

Mobile 2 Drawer & Cupboard

| Drawer/Cupboard Heights | Size H.W.D. | Code | Price |
|-------------------------|-------------|-------------|----------------|
| 2x100mm, 1x500mm | 980.900.650 | EUC9890652M | £671.67 |



Mobile 4 Drawer

| Drawer Heights | Size H.W.D. | Code | Price |
|------------------|-------------|-------------|----------------|
| 1x150mm, 3x200mm | 980.900.650 | EUC989065AM | £867.70 |



Mobile 5 Drawer

| Drawer Heights | Size H.W.D. | Code | Price |
|----------------|-------------|-------------|----------------|
| 5x150mm | 980.900.650 | EUC989065CM | £970.54 |



Mobile 5 Drawer

| Drawer Heights | Size H.W.D. | Code | Price |
|---------------------------|-------------|-------------|----------------|
| 2x100mm, 2x150mm, 1x200mm | 980.900.650 | EUC9890655M | £952.33 |



Mobile 6 Drawer

| Drawer Heights | Size H.W.D. | Code | Price |
|---------------------------|-------------|-------------|------------------|
| 4x100mm, 1x150mm, 1x200mm | 980.900.650 | EUC989065EM | £1,049.81 |



Mobile 7 Drawer

| Drawer Heights | Size H.W.D. | Code | Price |
|----------------|-------------|-------------|------------------|
| 7x100mm | 980.900.650 | EUC989065VM | £1,128.02 |

Worktop Options

| Description | Size H.W.D. | Code | Price |
|-------------|-------------|--------------|----------------|
| Beech | 27.900.650 | ESBEETOP9065 | £125.34 |
| Laminate | 20.900.650 | ESLAMTOP9065 | £161.76 |
| Linoleum | 40.900.650 | ESLINTOP9065 | £212.15 |
| Tool Tray | 24.900.650 | ESTLTTOP9065 | £46.06 |



Colour Options

To select drawer & door colours please add corresponding letters to the end of the code.



Workbenches

Euroslide

Cupboards

Lockers

Workstations

Cycle Parking

Smoking Shelters

Trucks & Trolleys

Canteen Furniture

Pallets

Barriers

Workbenches

Euroslide

Cupboards

Lockers

Workstations

Cycle Parking

Smoking Shelters

Trucks & Trolleys

Canteen Furniture

Pallets

Barriers



• Supplied with 1 Galvanised shelf as standard.

Under Bench Cupboard

| Cupboard Height | Size H.W.D. | Code | Price |
|-----------------|-------------|-------------|----------------|
| 1x550mm | 780.600.650 | EUN7860651M | £307.45 |

Under Bench 2 Drawer & Cupboard

| Drawer/Cupboard Heights | Size H.W.D. | Code | Price |
|-------------------------|-------------|-------------|----------------|
| 2x100mm, 1x300mm | 780.600.650 | EUN7860652M | £533.48 |

Under Bench 3 Drawer

| Drawer Heights | Size H.W.D. | Code | Price |
|------------------|-------------|-------------|----------------|
| 1x150mm, 2x200mm | 780.600.650 | EUN7860653M | £641.67 |



Under Bench 4 Drawer

| Drawer Heights | Size H.W.D. | Code | Price |
|------------------|-------------|-------------|----------------|
| 1x100mm, 3x150mm | 780.600.650 | EUN7860654M | £728.44 |

Under Bench 4 Drawer

| Drawer Heights | Size H.W.D. | Code | Price |
|---------------------------|-------------|-------------|----------------|
| 2x100mm, 1x150mm, 1x200mm | 780.600.650 | EUN7860654M | £726.30 |

Under Bench 5 Drawer

| Drawer Heights | Size H.W.D. | Code | Price |
|------------------|-------------|-------------|----------------|
| 4x100mm, 1x150mm | 780.600.650 | EUN786065CM | £812.00 |

Worktop Options



| Description | Size H.W.D. | Code | Price |
|-------------|-------------|--------------|----------------|
| Beech | 27.600.650 | ESBEETOP6065 | £83.56 |
| Laminate | 20.600.650 | ESLAMTOP6065 | £138.19 |
| Linoleum | 40.600.650 | ESLINTOP6065 | £162.09 |
| Tool Tray | 24.600.650 | ESTLTTOP6065 | £32.14 |

Colour Options

To select drawer & door colours please add corresponding letters to the end of the code.





• Supplied with 1 Galvanised shelf as standard.

Under Bench Cupboard

| Cupboard Heights | Size H.W.D. | Code | Price |
|------------------|-------------|-------------|----------------|
| 1x550mm | 780.900.650 | EUN7890651M | £364.22 |



Under Bench 2 Drawer & Cupboard

| Drawer/Cupboard Heights | Size H.W.D. | Code | Price |
|-------------------------|-------------|-------------|----------------|
| 2x100mm, 1x300mm | 780.900.650 | EUN7890652M | £587.04 |



Under Bench 3 Drawer

| Drawer Heights | Size H.W.D. | Code | Price |
|------------------|-------------|-------------|----------------|
| 1x150mm, 2x200mm | 780.900.650 | EUN7890653M | £668.45 |



Under Bench 4 Drawer

| Drawer Heights | Size H.W.D. | Code | Price |
|------------------|-------------|-------------|----------------|
| 1x100mm, 3x150mm | 780.900.650 | EUN7890654M | £755.22 |



Under Bench 4 Drawer

| Drawer Heights | Size H.W.D. | Code | Price |
|---------------------------|-------------|-------------|----------------|
| 2x100mm, 1x150mm, 1x200mm | 780.900.650 | EUN7890654M | £753.08 |



Under Bench 5 Drawer

| Drawer Heights | Size H.W.D. | Code | Price |
|------------------|-------------|-------------|----------------|
| 4x100mm, 1x150mm | 780.900.650 | EUN789065CM | £837.71 |



Worktop Options

| Description | Size H.W.D. | Code | Price |
|-------------|-------------|--------------|----------------|
| Beech | 27.900.650 | ESBEETOP9065 | £125.34 |
| Laminate | 20.900.650 | ESLAMTOP9065 | £161.76 |
| Linoleum | 40.900.650 | ESLINTOP9065 | £212.15 |
| Tool Tray | 24.900.650 | ESTLTTOP9065 | £46.06 |

Colour Options

To select drawer & door colours please add corresponding letters to the end of the code.



Workbenches

Euroslide

Cupboards

Lockers

Workstations

Cycle Parking

Smoking Shelters

Trucks & Trolleys

Canteen Furniture

Pallets

Barriers



EUROSLIDE



Create the ultimate workshop or garage fit-out with our extensive range of Modular Euroslide Kits.

There is a Euroslide Modular Kit to suit every environment and budget. Choose from our wide choice of Modular Kits or create the workshop of your dreams with our impressive Corner Modular Kits!

- All-steel construction.
- Beech, Laminate and Linoleum worktop options are available.
- Full-width, full-extension precision ball race slides with anti-tilt feature.
- Central locking for extra security.
- Load capacity of 100kg per drawer.

Workbenches

Euroslide

Cupboards

Lockers

Workstations

Cycle Parking

Smoking Shelters

Trucks & Trolleys

Canteen Furniture

Pallets

Barriers



Modular Kit 1

Modular Kit 1 comes complete with the following components:

- 1 x 600mm width 2-Drawer. & Storage Cupboard Cabinet.
- 1 x 600mm width Storage Cupboard.
- 1 x 600mm width 5-Drawer Cabinet.
- Worktop (Laminate, Beech or Linoleum).
- 1 x 1800mm width Service Duct.
- 3 x 600mm width Perforated Back Panels.
- 3 x 600mm width Overhead Storage Cupboards.
- 1 x Pack of 53 Clip Mix Kit (Suitable for Perforated Back Panel).

Modular Kit 1 - Dimensions/Codes

| Worktop | Size H.W.D. | Code | Price |
|----------|---------------|-------------|-----------|
| Beech | 2000.1800.650 | EUCMODKTB51 | £3,123.10 |
| Laminate | 2000.1800.650 | EUCMODKTP51 | £3,108.10 |
| Linoleum | 2000.1800.650 | EUCMODKT851 | £3,244.46 |



Modular Kit 2

Modular Kit 2 comes complete with the following components:

- 1 x 1200mm width 2m high Storage Cupboard.
- 1 x 600mm width 7-drawer Cabinet.
- 1 x 600mm width Disposal Unit Cabinet.
- Worktop (Laminate, Beech or Linoleum).
- 1 x 1200mm width Service Duct.
- 2 x 600mm width Perforated Back Panels.
- 2 x 600mm width Overhead Storage Cupboards.
- 1 x Pack of 53 Clip Mix Kit (Suitable for Perforated Back Panel).

Modular Kit 2 - Dimensions/Codes

| Worktop | Size H.W.D. | Code | Price |
|----------|---------------|-------------|-----------|
| Beech | 2000.2400.650 | EUCMODKTB52 | £3,099.19 |
| Laminate | 2000.2400.650 | EUCMODKTP52 | £3,140.97 |
| Linoleum | 2000.2400.650 | EUCMODKT852 | £3,236.12 |


Colour Options

To select drawer & door colours please add letters to the end of the code.



Worktop Options


Laminate
Worktop
30mm thick



Solid Beech
Worktop
27mm thick



Linoleum
Worktop
30mm thick





Modular Kit 3

Modular Kit 3 comes complete with the following components:

- 1 x 1200mm width / 2m high Storage Cupboard.
- 1 x 900mm width 5-drawer Cabinet.
- Worktop (Laminate, Beech or Linoleum).
- 1 x 900mm width Service Duct.
- 1 x 900mm width Perforated Back Panel.
- 1 x 900mm width Overhead Storage Cupboards.
- 1 x Pack of 53 Clip Mix Kit (Suitable for Perforated Back Panel).

Modular Kit 3 - Dimensions/Codes

| Worktop | Size H.W.D. | Code | Price |
|----------|---------------|-------------|-----------|
| Beech | 2000.2100.650 | EUCMODKTBS3 | £2,235.88 |
| Laminate | 2000.2100.650 | EUCMODKTBS3 | £2,272.31 |
| Linoleum | 2000.2100.650 | EUCMODKTBS3 | £2,322.70 |



Modular Kit 4

Modular Kit 4 comes complete with the following components:

- 1 x 600mm width 2m high Storage Cupboard.
- 1 x 600mm width 5-drawer Cabinet.
- 1 x 600mm width Storage Cupboard.
- 1 x 600mm width 2-drawer & Cupboard Cabinet.
- Worktop (Laminate, Beech or Linoleum).
- 1 x 1800mm width Service Duct.
- 3 x 600mm width Perforated Back Panels.
- 3 x 600mm width Overhead Storage Cupboards.
- 1 x Pack of 84 Clip Mix Kit (Suitable for Perforated Back Panel).

Modular Kit 4 - Dimensions/Codes

| Worktop | Size H.W.D. | Code | Price |
|----------|---------------|-------------|-----------|
| Beech | 2000.2400.650 | EUCMODKTBP4 | £3,701.13 |
| Laminate | 2000.2400.650 | EUCMODKTBP4 | £3,686.13 |
| Linoleum | 2000.2400.650 | EUCMODKTBP4 | £3,822.49 |


Colour Options

To select drawer & door colours please add letters to the end of the code.



Worktop Options


Laminate
Worktop
30mm thick



Solid Beech
Worktop
27mm thick



Linoleum
Worktop
30mm thick



Workbenches

Euroslide

Cupboards

Lockers

Workstations

Cycle Parking

Smoking Shelters

Trucks & Trolleys

Canteen Furniture

Pallets

Barriers



Modular Kit 5

Modular Kit 5 comes complete with the following components:

- 1 x 1200mm width 2m high Storage Cupboard.
- 1 x 600mm width 2m high Storage Cupboard.
- 1 x 900mm width 6-drawer Cabinet.
- 1 x 600mm width 2 drawer & Cupboard Cabinet.
- Worktop (Laminate, Beech or Linoleum).
- 1 x 1500mm width Service Duct.
- 1 x 600mm width Perforated Back Panel.
- 1 x 900mm width Perforated Back Panel.
- 1 x 600mm width Overhead Storage Cupboards.
- 1 x 900mm width Overhead Storage Cupboards.
- 1 x Pack of 53 Clip Mix Kit (Suitable for Perforated Back Panel).

Modular Kit 5 - Dimensions/Codes

| Worktop | Size H.W.D. | Code | Price |
|----------|---------------|-------------|------------------|
| Beech | 2000.3300.650 | EUCMODKTBP5 | £3,788.60 |
| Laminate | 2000.3300.650 | EUCMODKTTP5 | £3,812.16 |
| Linoleum | 2000.3300.650 | EUCMODKT8P5 | £3,928.23 |



Modular Kit 6

Modular Kit 6 comes complete with the following components:

- 2 x 1200mm width 2m high Storage Cupboards.
- 1 x 600mm width 2-drawer & Storage Cupboard Cabinet.
- 1 x 600mm width Storage Cupboard.
- 1 x 600mm width 5-drawer Cabinet.
- Worktop (Laminate, Beech or Linoleum).
- 1 x 1800mm width Service Duct.
- 3 x 600mm width Perforated Back Panels.
- 3 x 600mm width Overhead Storage Cupboards.
- 1 x Pack of 84 Clip Mix Kit (Suitable for Perforated Back Panel).

Modular Kit 6 - Dimensions/Codes

| Worktop | Size H.W.D. | Code | Price |
|----------|---------------|-------------|------------------|
| Beech | 2000.4200.650 | EUCMODKTBP6 | £4,544.59 |
| Laminate | 2000.4200.650 | EUCMODKTTP6 | £4,529.59 |
| Linoleum | 2000.4200.650 | EUCMODKT8P6 | £4,665.95 |

Colour Options

To select drawer & door colours please add letters to the end of the code.



Worktop Options


Laminate
Worktop
30mm thick



Solid Beech
Worktop
27mm thick



Linoleum
Worktop
30mm thick





Corner Kit 1

Corner Kit 1 comes complete with the following components:

- 1 x 600mm width 2-drawer & Storage Cupboard Cabinet.
- 1 x 600mm width 4-drawer Cabinet.
- 1 x 600mm width 7-drawer Cabinet.
- Laminate, Linoleum or Black Laminate Worktop.
- 2 x Service Ducts.
- Perforated Back Panels.
- 2 x 600mm width Overhead Storage Cupboards.
- 2 x 900mm width Overhead Storage Cupboards.
- 1 x Pack of 84 Clip Mix Kit (Suitable for Perforated Back Panel).

Corner Kit 1 - Dimensions/Codes

| Worktop | Size H.W.D. | Code | Price |
|----------------|-------------|-------------|-----------|
| Laminate | 2000.650 | EUCMODSCR1 | £5,593.20 |
| Linoleum | 2000.650 | EUCMODSCR81 | £5,702.82 |
| Black Laminate | 2000.650 | EUCMODSCRA1 | £5,593.20 |



Corner Kit 2

Corner Kit 2 comes complete with the following components:

- 1 x 600mm width 2m high Storage Cupboard.
- 1 x 1200mm width 2m high Storage Cupboard.
- 1 x 600mm width 6-drawer Cabinet.
- 1 x 600mm width 7-drawer Cabinet.
- 1 x 600mm width 5-drawer Cabinet.
- 1 x 600mm width 2-drawer & Storage Cupboard Cabinet.
- 1 x 600mm width Disposal Unit Cabinet.
- Laminate, Linoleum or Black Laminate Worktop.
- Service Ducts.
- Perforated Back Panels.
- 4 x 600mm width Overhead Storage Cupboards.
- 2 x 900mm width Overhead Storage Cupboards.
- 1 x Pack of 84 Clip Mix Kit (Suitable for Perforated Back Panel).

Corner Kit 2 - Dimensions/Codes

| Worktop | Size H.W.D. | Code | Price |
|----------------|-------------|-------------|-----------|
| Laminate | 2000.650 | EUCMODPCBP2 | £9,345.72 |
| Linoleum | 2000.650 | EUCMODPC8P2 | £9,495.49 |
| Black Laminate | 2000.650 | EUCMODPCAP2 | £9,345.72 |


Colour Options

To select drawer & door colours please add letters to the end of the code.




Worktop Options

Laminate Worktop
30mm thick



Linoleum Worktop
30mm thick



Black Laminate Worktop
30mm thick



Workbenches

Euroslide

Cupboards

Lockers

Workstations

Cycle Parking

Smoking Shelters

Trucks & Trolleys

Canteen Furniture

Pallets

Barriers



Each kit comes complete with the following accessories:

- Worktop and Post fitted service ducts
- Perforated Back Panel
- Rear Support Posts
- Upper Shelf
- Tool Rail

600 System Tek - Extra Accessories

| Description | Code | Price |
|------------------------------|--------------|---------|
| Track (To Fit Tool Rail) | BETR600XLXXX | £73.92 |
| Spring Tool Balance | BESPRBALXLXX | POA |
| Louvred Back Panel | BELO48600IXX | £104.98 |
| Worktop Mounted Service Duct | BESDWT600XXX | £98.55 |
| 760mm Rear Support Posts | BESP760SXXXX | £105.97 |
| 1180mm Rear Support Posts | BESP1180XXXX | £128.58 |
| Post Mounted Service Duct | BESDP600XXXX | £111.41 |
| Perforated Back Panel | BEBP4860PFXX | £104.98 |
| Light and Tool Rail | BERS600LXXX | £72.84 |
| Beech Upper Shelf | BEUS600BXXXX | £74.99 |
| Laminate Upper Shelf | BEUS600PXXXX | £79.27 |

£891.30 FROM



600 System Tek Kits

| Key | Description | Drawer/Cupboard Depths | Beech Top Code | Price | Laminate Top Code | Price |
|-----|--------------------------------------|------------------------------|----------------|-----------|-------------------|-----------|
| A | Cupboard with Accessories | 1x 750mm | EST600BKIT1 | £891.30 | EST600PKIT1 | £950.22 |
| B | 2 Drawer & Cupboard with Accessories | 2x 100mm, 1x 500mm | EST600BKIT2 | £1,129.12 | EST600PKIT2 | £1,188.04 |
| C | 4 Drawer with Accessories | 1x150mm, 3x200mm | EST600BKIT3 | £1,350.86 | EST600PKIT3 | £1,409.78 |
| D | 5 Drawer with Accessories | 5x150mm | EST600BKIT4 | £1,439.78 | EST600PKIT4 | £1,498.70 |
| E | 5 Drawer with Accessories | 2x100mm, 2x150mm, 1x200mm | EST600BKIT5 | £1,425.85 | EST600PKIT5 | £1,484.77 |
| F | 6 Drawer with Accessories | 4x 100mm, 1x 150mm, 1x 200mm | EST600BKIT6 | £1,520.12 | EST600PKIT6 | £1,579.04 |
| G | 7 Drawer with Accessories | 7x 100mm | EST600BKIT7 | £1,592.96 | EST600PKIT7 | £1,651.88 |

Colour Options

To select drawer & door colours please add corresponding letters to the end of the code.





Each kit comes complete with the following accessories:

- Worktop and Post fitted service ducts
- Perforated Back Panel
- Rear Support Posts
- Upper Shelf
- Tool Rail

900 System Tek - Extra Accessories

| Description | Code | Price |
|------------------------------|---------------|---------|
| Track (To Fit Tool Rail) | BETR900LXXX | £91.06 |
| Spring Tool Balance | BESPRBALXLXX | POA |
| Louvred Back Panel | BELO48900IXX | £118.91 |
| Worktop Mounted Service Duct | BESDWT600XXX | £98.55 |
| 760mm Rear Support Posts | BESP760SXXXX | £105.97 |
| 1180mm Rear Support Posts | BESP1180SXXXX | £128.58 |
| Post Mounted Service Duct | BESDP900XXXX | £125.34 |
| Perforated Back Panel | BEBP4890PFXX | £118.91 |
| Light and Tool Rail | BERS900LXXX | £79.27 |
| Beech Upper Shelf | BEUS900BXXXX | £95.34 |
| Laminate Upper Shelf | BEUS900PXXXX | £85.70 |



900 System Tek Kits

| Key | Description | Drawer/Cupboard Depths | Beech Top Code | Price | Laminate Top Code | Price |
|-----|--------------------------------------|------------------------------|----------------|-----------|-------------------|-----------|
| A | Cupboard with Accessories | 1x 750mm | EST900BKIT1 | £1,065.91 | EST900PKIT1 | £1,092.70 |
| B | 2 Drawer & Cupboard with Accessories | 2x 100mm, 1x 500mm | EST900BKIT2 | £1,290.88 | EST900PKIT2 | £1,317.66 |
| C | 4 Drawer with Accessories | 1x150mm, 3x200mm | EST900BKIT3 | £1,486.91 | EST900PKIT3 | £1,513.69 |
| D | 5 Drawer with Accessories | 5x150mm | EST900BKIT4 | £1,589.75 | EST900PKIT4 | £1,616.53 |
| E | 5 Drawer with Accessories | 2x100mm, 2x150mm, 1x200mm | EST900BKIT5 | £1,571.54 | EST900PKIT5 | £1,598.32 |
| F | 6 Drawer with Accessories | 4x 100mm, 1x 150mm, 1x 200mm | EST900BKIT6 | £1,669.02 | EST900PKIT6 | £1,695.80 |
| G | 7 Drawer with Accessories | 7x 100mm | EST900BKIT7 | £1,747.22 | EST900PKIT7 | £1,774.00 |

Colour Options

To select drawer & door colours please add corresponding letters to the end of the code.



Workbenches

Euroslide

Cupboards

Lockers

Workstations

Cycle Parking

Smoking Shelters

Trucks & Trolleys

Canteen Furniture

Pallets

Barriers



1. Choose one 600 Cabinet

System Tek Cabinets - Dimensions/Codes

| Key | Description | Drawer/Cupboard Depths | Code | Price |
|-----|---------------------|------------------------------|-------------|----------------|
| A | Cupboard | 1x 750mm | EUC18260651 | £216.39 |
| B | 2 Drawer & Cupboard | 2x 100mm, 1x 500mm | EUC18260652 | £454.21 |
| C | 4 Drawer | 1x150mm, 3x200mm | EUC1826065A | £675.95 |
| D | 5 Drawer | 5x150mm | EUC1826065C | £764.87 |
| E | 5 Drawer | 2x100mm, 2x150mm, 1x200mm | EUC1826065S | £750.94 |
| F | 6 Drawer | 4x 100mm, 1x 150mm, 1x 200mm | EUC1826065E | £845.21 |
| G | 7 Drawer | 7x 100mm | EUC1826065V | £918.05 |


A

B

C

D

E

F

G

2. Choose Your Worktop

Worktop Options - Dimensions/Codes

| Description | Size H.W.D. | Code | Price |
|--------------|-------------|--------------|----------------|
| Beech Top | 27.1200.650 | ESBEETOP1265 | £141.40 |
| Laminate Top | 20.1200.650 | ESLAMTOP1265 | £183.18 |
| Linoleum Top | 40.1200.650 | ESLINTOP1265 | £278.34 |
| Beech Top | 27.1500.650 | ESBEETOP1565 | £201.39 |
| Laminate Top | 20.1500.650 | ESLAMTOP1565 | £224.96 |
| Linoleum Top | 40.1500.650 | ESLINTOP1565 | £361.02 |
| Beech Top | 27.1800.650 | ESBEETOP1865 | £241.03 |
| Laminate Top | 20.1800.650 | ESLAMTOP1865 | £226.03 |
| Linoleum Top | 40.1800.650 | ESLINTOP1865 | £362.39 |



Colour Options

To select drawer colours please add letters to the end of the code.



3. Choose Your Accessories

Accessories - Dimensions/Codes

| Description | Code | Price |
|--|--------------|----------------|
| 760mm Rear Support Posts | BESP760SXXXX | £105.97 |
| 1180mm Rear Support Posts | BESP1180XXXX | £128.58 |
| Upper Shelf 300mm Solid Beech - 1200mm | BEUS1200BXXX | £170.97 |
| Upper Shelf 300mm Solid Beech - 1500mm | BEUS1500BXXX | £207.71 |
| Upper Shelf 300mm Solid Beech - 1800mm | BEUS1800BXXX | £251.51 |
| Upper Shelf 300mm Laminate - 1200mm | BEUS1200PXXX | £148.36 |
| Upper Shelf 300mm Laminate - 1500mm | BEUS1500PXXX | £176.62 |
| Upper Shelf 300mm Laminate - 1800mm | BEUS1800PXXX | £210.53 |
| Light/Tool Rail Support - 1200mm | BERS1200XLXX | £111.62 |
| Light/Tool Rail Support - 1500mm | BERS1500XLXX | £118.69 |
| Light/Tool Rail Support - 1800mm | BERS1800XLXX | £122.93 |
| 1200 Track (To Fit Tool Rail) | BETR1200XLXX | £141.30 |
| 1500 Track (To Fit Tool Rail) | BETR1500XLXX | £162.49 |
| 1800 Track (To Fit Tool Rail) | BETR1800XLXX | £183.69 |
| Spring Tool Balance | BESPRBALXLXX | POA |
| 3 Setting LED Light - 1200mm | BE3SETL1200X | £86.19 |
| Louvred/Perforated Back Panel - 1200mm | BECP4812IXXX | £203.47 |
| Louvred/Perforated Back Panel - 1500mm | BECP4815IXXX | £223.25 |
| Louvred/Perforated Back Panel - 1800mm | BECP4818IXXX | £248.68 |
| Louvred/Pin Back Panel - 1200mm | BELO4812IXXX | £204.88 |
| Louvred/Pin Back Panel - 1500mm | BELO4815IXXX | £213.36 |
| Louvred/Pin Back Panel - 1800mm | BELO4818IXXX | £248.68 |
| Combi Back Panel - 1200mm | BECP4812I3XX | £223.25 |
| Combi Back Panel - 1500mm | BECP4815I3XX | £238.79 |
| Combi Back Panel - 1800mm | BECP4818I3XX | £265.64 |
| Worktop Service Duct - 1200mm | BESDWT122XXX | £170.97 |
| Worktop Service Duct - 1500mm | BESDWT15XXXX | £175.21 |
| Worktop Service Duct - 1800mm | BESDWT18XXXX | £183.69 |
| Post Fitted Service Duct - 1200mm | BESDSP12XXXX | £187.92 |
| Post Fitted Service Duct - 1500mm | BESDSP15XXXX | £196.40 |
| Post Fitted Service Duct - 1800mm | BESDSP18XXXX | £209.12 |
| Support Leg & Modesty Panel - 1200mm | E2LEGMOD6560 | £94.27 |
| Support Leg & Modesty Panel - 1500mm | E2LEGMOD6515 | £94.27 |
| Support Leg & Modesty Panel - 1800mm | E2LEGMOD6518 | £94.27 |



2. Choose Your Worktop

Worktop Options - Dimensions/Codes

| Description | Size H.W.D. | Code | Price |
|--------------|-------------|--------------|----------------|
| Beech Top | 27.1200.650 | ESBEETOP1265 | £141.40 |
| Laminate Top | 20.1200.650 | ESLAMTOP1265 | £183.18 |
| Linoleum Top | 40.1200.650 | ESLINTOP1265 | £278.34 |
| Beech Top | 27.1500.650 | ESBEETOP1565 | £201.39 |
| Laminate Top | 20.1500.650 | ESLAMTOP1565 | £224.96 |
| Linoleum Top | 40.1500.650 | ESLINTOP1565 | £341.02 |
| Beech Top | 27.1800.650 | ESBEETOP1865 | £241.03 |
| Laminate Top | 20.1800.650 | ESLAMTOP1865 | £226.03 |
| Linoleum Top | 40.1800.650 | ESLINTOP1865 | £362.39 |



1. Choose one 900 Cabinet

System Tek Cabinets - Dimensions/Codes

| Key | Description | Drawer/Cupboard Depths | Code | Price |
|-----|---------------------|------------------------------|-------------|----------------|
| A | Cupboard | 1x 750mm | EUC18290651 | £280.66 |
| B | 2 Drawer & Cupboard | 2x 100mm, 1x 500mm | EUC18290653 | £505.63 |
| C | 4 Drawer | 1x150mm, 3x200mm | EUC1829065A | £701.66 |
| D | 5 Drawer | 5x150mm | EUC1829065C | £804.50 |
| E | 5 Drawer | 2x100mm, 2x150mm, 1x200mm | EUC18290655 | £786.29 |
| F | 6 Drawer | 4x 100mm, 1x 150mm, 1x 200mm | EUC1829065E | £883.77 |
| G | 7 Drawer | 7x 100mm | EUC1829065V | £961.97 |



Colour Options

To select drawer colours please add letters to the end of the code.



3. Choose Your Accessories

Accessories - Dimensions/Codes

| Description | Code | Price |
|--|---------------|----------------|
| 760mm Rear Support Posts | BESP760SXXXX | £105.97 |
| 1180mm Rear Support Posts | BESP1180SXXXX | £128.58 |
| Upper Shelf 300mm Solid Beech - 1200mm | BEUS1200BXXX | £170.97 |
| Upper Shelf 300mm Solid Beech - 1500mm | BEUS1500BXXX | £207.71 |
| Upper Shelf 300mm Solid Beech - 1800mm | BEUS1800BXXX | £251.51 |
| Upper Shelf 300mm Laminate - 1200mm | BEUS1200PXXX | £148.36 |
| Upper Shelf 300mm Laminate - 1500mm | BEUS1500PXXX | £176.62 |
| Upper Shelf 300mm Laminate - 1800mm | BEUS1800PXXX | £210.53 |
| Light/Tool Rail Support - 1200mm | BERS1200XLXX | £111.62 |
| Light/Tool Rail Support - 1500mm | BERS1500XLXX | £118.69 |
| Light/Tool Rail Support - 1800mm | BERS1800XLXX | £122.93 |
| 1200 Track (To Fit Tool Rail) | BETR1200XLXX | £141.30 |
| 1500 Track (To Fit Tool Rail) | BETR1500XLXX | £162.49 |
| 1800 Track (To Fit Tool Rail) | BETR1800XLXX | £183.69 |
| Spring Tool Balance | BESPRBALXLXX | POA |
| 3 Setting LED Light - 1200mm | BE3SETL1200X | £86.19 |
| Louvred/Perforated Back Panel - 1200mm | BECP4812IXXX | £203.47 |
| Louvred/Perforated Back Panel - 1500mm | BECP4815IXXX | £223.25 |
| Louvred/Perforated Back Panel - 1800mm | BECP4818IXXX | £248.68 |
| Louvred/Pin Back Panel - 1200mm | BELO4812IXXX | £204.88 |
| Louvred/Pin Back Panel - 1500mm | BELO4815IXXX | £213.36 |
| Louvred/Pin Back Panel - 1800mm | BELO4818IXXX | £248.68 |
| Combi Back Panel - 1200mm | BECP4812I3XX | £223.25 |
| Combi Back Panel - 1500mm | BECP4815I3XX | £238.79 |
| Combi Back Panel - 1800mm | BECP4818I3XX | £265.64 |
| Worktop Service Duct - 1200mm | BESDWT122XXX | £170.97 |
| Worktop Service Duct - 1500mm | BESDWT15XXXX | £175.21 |
| Worktop Service Duct - 1800mm | BESDWT18XXXX | £183.69 |
| Post Fitted Service Duct - 1200mm | BESDSP12XXXX | £187.92 |
| Post Fitted Service Duct - 1500mm | BESDSP15XXXX | £196.40 |
| Post Fitted Service Duct - 1800mm | BESDSP18XXXX | £209.12 |
| Support Leg & Modesty Panel - 1200mm | E2LEGMOD6560 | £94.27 |
| Support Leg & Modesty Panel - 1500mm | E2LEGMOD6515 | £94.27 |
| Support Leg & Modesty Panel - 1800mm | E2LEGMOD6518 | £94.27 |

Workbenches

Euroslide

Cupboards

Lockers

Workstations

Cycle Parking

Smoking Shelters

Trucks & Trolleys

Canteen Furniture

Pallets

Barriers



- Heavy-duty bench suitable for heavy-duty applications such as engineering and manufacturing.
- All-steel construction.
- Beech, Laminate, Linoleum and Steel worktop options available.
- Workbenches are available in 1200mm, 1500mm and 1800mm widths.
- Full-width, full-extension precision ball race slides with anti-tilt feature.
- Central-locking for extra security.
- Load capacity of 100kg per drawer.
- Cupboard doors are fitted with an interior perforated panel to fit tool clips.
- A range of drawer divider kits and extra shelves are available.
- Full range of above bench accessories are available.

£478.84 FROM



DRAWER CAPACITY



Beech Worktop



Laminate Worktop



Linoleum Worktop



Steel Worktop

| Bench Dimensions | Beech Top | | Laminate Top | | Linoleum Top | | Steel Top | |
|------------------|----------------|---------|-------------------|---------|-------------------|---------|----------------|---------|
| Size H.W.D. | Beech Top Code | Price | Laminate Top Code | Price | Linoleum Top Code | Price | Steel Top Code | Price |
| 840.1200.750 | BE921275BLXX | £478.84 | BE921275PLXX | £502.41 | BE921275LXX | £502.41 | BE921275SKXX | £552.65 |
| 840.1200.900 | BE921290BLXX | £525.98 | BE921290PLXX | £553.83 | BE921290LXX | £553.83 | BE921290SKXX | £611.41 |
| 840.1500.750 | BE921575BLXX | £609.54 | BE921575PLXX | £614.89 | BE921575LXX | £614.89 | BE921575SKXX | £670.23 |
| 840.1500.900 | BE921590BLXX | £667.38 | BE921590PLXX | £692.02 | BE921590LXX | £692.02 | BE921590SKXX | £754.30 |
| 840.1800.750 | BE921875BLXX | £669.52 | BE921875PLXX | £629.89 | BE921875LXX | £629.89 | BE921875SKXX | £686.58 |
| 840.1800.900 | BE921890BLXX | £741.30 | BE921890PLXX | £839.85 | BE921890LXX | £839.85 | BE921890SKXX | £907.04 |

Colour Options

To select drawer & door colours please add corresponding letters to the end of the code.



600 Workbench Cabinets


(600 Cabinet Size - H.825 W.600 D.650)



| Key | Description | Drawer/Cupboard Depths | Code | Price |
|-----|---------------------|------------------------------|-------------|----------------|
| A | Single Cupboard | 1x 750mm | EUC18260651 | £216.39 |
| B | 2 Drawer & Cupboard | 2x 100mm, 1x 500mm | EUC18260652 | £454.21 |
| C | 4 Drawer | 1x 150mm, 3x 200mm | EUC1826065A | £675.95 |
| D | 5 Drawer | 5x 150mm | EUC1826065C | £764.87 |
| E | 5 Drawer | 2x 100mm, 2x 150mm, 1x 200mm | EUC18260655 | £750.94 |
| F | 6 Drawer | 4x 100mm, 1x 150mm, 1x 200mm | EUC1826065E | £845.21 |
| G | 7 Drawer | 7x 100mm | EUC1826065V | £918.05 |
| H | 2 Drawer | 2x 100mm | EUC276065DS | £335.30 |

900 Workbench Cabinets


(900 Cabinet Size - H.825 W.900 D.650)



| Key | Description | Drawer/Cupboard Depths | Code | Price |
|-----|---------------------|------------------------------|-------------|----------------|
| A | Double Cupboard | 1x 750mm | EUC18290651 | £280.66 |
| B | 2 Drawer & Cupboard | 2x 100mm, 1x 500mm | EUC18290653 | £505.63 |
| C | 4 Drawer | 1x 150mm, 3x 200mm | EUC1829065A | £701.66 |
| D | 5 Drawer | 5x 150mm | EUC1829065C | £804.50 |
| E | 5 Drawer (2x100mm) | 2x 100mm, 2x 150mm, 1x 200mm | EUC18290655 | £786.29 |
| F | 6 Drawer | 4x 100mm, 1x 150mm, 1x 200mm | EUC1829065E | £883.77 |
| G | 7 Drawer | 7x 100mm | EUC1829065V | £961.97 |

| Key | Description | Code | Price |
|-----|--|--------------|----------------|
| A | 760mm Rear Support Posts | BESP760SXXX | £105.97 |
| A | 1180mm Rear Support Posts | BESP1180SXXX | £128.58 |
| B | Upper Shelf 300mm Solid Beech - 1200mm | BEUS1200BXXX | £170.97 |
| B | Upper Shelf 300mm Solid Beech - 1500mm | BEUS1500BXXX | £207.71 |
| B | Upper Shelf 300mm Solid Beech - 1800mm | BEUS1800BXXX | £251.51 |
| B | Upper Shelf 300mm Laminate - 1200mm | BEUS1200PXXX | £148.36 |
| B | Upper Shelf 300mm Laminate - 1500mm | BEUS1500PXXX | £176.62 |
| B | Upper Shelf 300mm Laminate - 1800mm | BEUS1800PXXX | £210.53 |
| C | Light/Tool Rail Support - 1200mm | BERS1200XLXX | £111.62 |
| C | Light/Tool Rail Support - 1500mm | BERS1500XLXX | £118.69 |
| C | Light/Tool Rail Support - 1800mm | BERS1800XLXX | £122.93 |
| D | 3 Setting LED Light - 1200mm | BE3SETL1200X | £86.19 |
| E | Combi Back Panel - 1200mm | BECP4812I3XX | £223.25 |
| E | Combi Back Panel - 1500mm | BECP4815I3XX | £238.79 |
| E | Combi Back Panel - 1800mm | BECP4818I3XX | £265.64 |
| F | Worktop Service Duct - 1200mm | BESDWT122XXX | £170.97 |
| F | Worktop Service Duct - 1500mm | BESDWT15XXXX | £175.21 |
| F | Worktop Service Duct - 1800mm | BESDWT18XXXX | £183.69 |
| G | Post Fitted Service Duct - 1200mm | BESDSP12XXXX | £187.92 |
| G | Post Fitted Service Duct - 1500mm | BESDSP15XXXX | £196.40 |
| G | Post Fitted Service Duct - 1800mm | BESDSP18XXXX | £209.12 |

Above Bench Accessories



Workbenches

Euroslide

Cupboards

Lockers

Workstations

Cycle Parking

Smoking Shelters

Trucks & Trolleys

Canteen Furniture

Pallets

Barriers



EUROSLIDE

£478.84 FROM

1200KG
DRAWER CAPACITY

Euroslide Superbench shown with optional accessories.

- High-quality workbench, fully welded for extra strength.
- Tough light grey powder-coated finish.
- Various worktop surfaces available including Beech, Laminate, Linoleum and Steel Top.
- A range of drawer divider kits and extra shelves are available.
- Fully welded framework, 50mm x 50mm and 50mm x 25mm section.
- Above bench accessories are also available.



Beech Worktop



Laminate Worktop



Linoleum Worktop




Steel Worktop

| Bench Dimensions | | Beech Top | | Laminate Top | | Linoleum Top | | Steel Top | |
|------------------|--|----------------|----------------|-------------------|----------------|-------------------|----------------|----------------|----------------|
| Size H.W.D. | | Beech Top Code | Price | Laminate Top Code | Price | Linoleum Top Code | Price | Steel Top Code | Price |
| 840.1200.750 | | BSE841275BLX | £478.84 | BSE841275PLX | £502.41 | BSE841275SLX | £502.41 | BSE841275SLX | £480.99 |
| 840.1200.900 | | BSE841290BLX | £524.91 | BSE841290PLX | £554.90 | BSE841290SLX | £554.90 | BSE841290SLX | £533.48 |
| 840.1500.750 | | BSE841575BLX | £609.54 | BSE841575PLX | £614.89 | BSE841575SLX | £614.89 | BSE841575SLX | £595.61 |
| 840.1500.900 | | BSE841590BLX | £667.38 | BSE841590PLX | £692.02 | BSE841590SLX | £692.02 | BSE841590SLX | £607.39 |
| 840.1800.750 | | BSE841875BLX | £669.52 | BSE841875PLX | £693.09 | BSE841875SLX | £693.09 | BSE841875SLX | £639.53 |
| 840.1800.900 | | BSE841890BLX | £741.30 | BSE841890PLX | £839.85 | BSE841890SLX | £839.85 | BSE841890SLX | £665.24 |


600 Superbench Cabinets

(600 Cabinet Size - H.620 W.600 D.650)



900 Superbench Cabinets

(900 Cabinet Size - H.620 W.900 D.650)



Colour Options

To select drawer colours please add letters to the end of the code.



600 Superbench Cabinets - H.620 W.600 D.650


| Key | Description | Drawer/Cupboard Depths | Model | Price |
|-----|---------------------|------------------------------|-------------|----------------|
| A | Single Cupboard | 1x 550mm | EUC6760651 | £183.18 |
| B | 2 Drawer & Cupboard | 2x 100mm, 1x 300mm | EUC6760652 | £421.00 |
| C | 3 Drawer | 1x 150mm, 2x 200mm | EUC6760653 | £528.12 |
| D | 4 Drawer | 1x 100mm, 3x 150mm | EUC676065A | £612.75 |
| E | 4 Drawer | 2x 100mm, 1x 150mm, 1x 200mm | EUC6760654 | £613.82 |
| F | 5 Drawer | 4x 100mm, 1x 150mm | EUC676065C | £696.31 |
| G | 2 Drawer | 2x 100mm | EUC276065DS | £335.30 |

Above Bench - Accessories

| Key | Description | Model | Price |
|-----|--|--------------|----------------|
| A | 760mm Rear Support Posts | BESP760SXXX | £105.97 |
| A | 1180mm Rear Support Posts | BESP1180SXXX | £128.58 |
| B | Upper Shelf 300mm Solid Beech - 1200mm | BEUS1200BXXX | £170.97 |
| B | Upper Shelf 300mm Solid Beech - 1500mm | BEUS1500BXXX | £207.71 |
| B | Upper Shelf 300mm Solid Beech - 1800mm | BEUS1800BXXX | £251.51 |
| B | Upper Shelf 300mm Laminate - 1200mm | BEUS1200PXXX | £148.36 |
| B | Upper Shelf 300mm Laminate - 1500mm | BEUS1500PXXX | £176.62 |
| B | Upper Shelf 300mm Laminate - 1800mm | BEUS1800PXXX | £210.53 |
| C | Light/Tool Rail Support - 1200mm | BERS1200XLXX | £111.62 |
| C | Light/Tool Rail Support - 1500mm | BERS1500XLXX | £118.69 |
| C | Light/Tool Rail Support - 1800mm | BERS1800XLXX | £122.93 |
| D | 3 Setting LED Light - 1200mm | BE3SETL1200X | £86.19 |
| E | Combi Back Panel - 1200mm | BECP4812I3XX | £223.25 |
| E | Combi Back Panel - 1500mm | BECP4815I3XX | £238.79 |
| E | Combi Back Panel - 1800mm | BECP4818I3XX | £265.64 |
| F | Worktop Service Duct - 1200mm | BESDWT122XXX | £170.97 |
| F | Worktop Service Duct - 1500mm | BESDWT15XXX | £175.21 |
| F | Worktop Service Duct - 1800mm | BESDWT18XXX | £183.69 |
| G | Post Fitted Service Duct - 1200mm | BESDSP12XXXX | £187.92 |
| G | Post Fitted Service Duct - 1500mm | BESDSP15XXXX | £196.40 |
| G | Post Fitted Service Duct - 1800mm | BESDSP18XXXX | £209.12 |

900 Superbench Cabinets - H.620 W.900 D.650

| Key | Description | Drawer/Cupboard Depths | Model | Price |
|-----|---------------------|---------------------------|------------|----------------|
| A | Double Cupboard | 1x 550mm | EUC6790651 | £252.81 |
| B | 2 Drawer & Cupboard | 2x 100mm, 1x 300mm | EUC6790652 | £465.99 |
| C | 3 Drawer | 1x150mm, 2x200mm | EUC6790653 | £554.90 |
| D | 4 Drawer | 1x100mm, 3x 150mm | EUC679065A | £639.53 |
| E | 4 Drawer | 2x100mm, 1x150mm, 1x200mm | EUC6790655 | £640.60 |
| F | 5 Drawer | 4x 100mm, 1x 150mm | EUC679065C | £723.09 |



Workbenches

Euroslide

Cupboards

Lockers

Workstations

Cycle Parking

Smoking Shelters



Trucks & Trolleys

Canteen Furniture

Pallets

Barriers

'A Frame' Trolley (1230mm high)



1. Choose Your Trolley


System Flow Trolley - Basic Frame

| Description | Size H.W.D. | Code | Price |
|-----------------|---------------|--------------|----------------|
| With Castors | 1230.680.260 | RTSYF1268M*X | £316.02 |
| With Castors | 1230.1000.260 | RTSYF1210M*X | £341.73 |
| Without Castors | 1090.680.260 | RTSYF1268U*X | £264.60 |
| Without Castors | 1090.1000.260 | RTSYF1210U*X | £290.31 |

2. Choose Your Panels

Panels & Shelves - Dimensions/Codes

| Description | Size H.W.D. | Code | Price |
|--|-------------|-------------|---------------|
| Perforated Panel (To suit 1230.680 Trolley) | 910.630.60 | RTPERF12*XX | £72.84 |
| Perforated Panel (To suit 1230.1000 Trolley) | 910.930.60 | RTPERF16*XX | £78.20 |
| Louvred Panel (To suit 1230.680 Trolley) | 910.630.60 | RTLVR12*XX | £76.06 |
| Louvred Panel (To suit 1230.1000 Trolley) | 910.930.60 | RTLVR16*XX | £82.49 |



Clip Kits available on page 94. Plastic Containers available on page 54.




EUROSLIDE

Colour Options

To select panel colours please add corresponding letters to the end of the code.



'A Frame' Trolley (1650mm high)



1. Choose Your Trolley


System Flow Trolley - Basic Frame

| Description | Size H.W.D. | Code | Price |
|-----------------|---------------|--------------|----------------|
| With Castors | 1650.680.260 | RTSYF1668M*X | £347.08 |
| With Castors | 1650.1000.260 | RTSYF1610M*X | £398.50 |
| Without Castors | 1520.680.260 | RTSYF1668U*X | £295.66 |
| Without Castors | 1520.1000.260 | RTSYF1610U*X | £347.08 |

2. Choose Your Panels/Shelves

Panels & Shelves - Dimensions/Codes

| Description | Size H.W.D. | Code | Price |
|--|-------------|-------------|---------------|
| Perforated Panel (To suit 1230.680 Trolley) | 910.630.60 | RTPERF12*XX | £72.84 |
| Perforated Panel (To suit 1230.1000 Trolley) | 910.930.60 | RTPERF16*XX | £78.20 |
| Louvred Panel (To suit 1230.680 Trolley) | 910.630.60 | RTLOVR12*XX | £76.06 |
| Louvred Panel (To suit 1230.1000 Trolley) | 910.930.60 | RTLOVR16*XX | £82.49 |
| Shelf | 20.600.350 | RTSHLU80LXX | £35.35 |
| Shelf | 20.900.350 | RTSHLU10LXX | £42.85 |



Clip Kits available on page 94. Plastic Containers available on page 54.



Colour Options

To select panel colours please add corresponding letters to the end of the code.



Workbenches

Euroslide

Cupboards

Lockers

Workstations

Cycle Parking

Smoking Shelters

Trucks & Trolleys

Canteen Furniture

Pallets

Barriers

Tool Trolleys

Designed for high-capacity storage, particularly for hand tools. Pegboard panels work with steel accessories, providing easily accessible tool storage.

- Quick and easy identification of storage location or missing tools.
- 2 x 75mm Nylon swivel castors and 2 x 75 Nylon swivel castors with brakes.
- Made from 60 x 40 x 1.5mm ERW tube.
- Channel made from 1.5mm mild steel.
- Pegboard back panel made from 1.2mm mild steel.
- Pegboard available 500mm and 750mm wide.
- Adjustable bin rails made from 50 x 25 x 1.5 mild steel.

1. Choose Your Trolley


Tool Panel Trolleys - Dimensions/Codes

| Description | Size H.W.D. | Code | Price |
|----------------------|--------------|--------------|----------------|
| Pegboard Width 500mm | 1600.580.660 | RTTP165866LX | £627.75 |
| Pegboard Width 750mm | 1600.830.660 | RTTP168366LX | £672.74 |

2. Choose Your Accessories

Adjustable Bin Rails - Dimensions/Codes

| Width | Code | Price |
|-------|--------------|---------------|
| 500 | RTSPADBINR5X | £48.21 |
| 750 | RTSPADBINR7X | £52.49 |




Clip Mix 53

| Image | Description | Code | Price |
|-------|--|--------------|----------------|
| | 10x Single Hook (Length 30mm), 2x Single Hook (Length 60mm), 1x Single Hook (Length 90mm), 1x Double Hook (Length 30mm), 1x Double Hook (Length 60mm), 6x Single Angled Hook (Length 25mm), 3x Single Angled Hook (Length 50mm), 2x Hammer Holder (Length 40mm), 1x Hammer Holder (Length 50mm), 2x Pliers Holder (Length 17mm), 1x Pliers Holder (Length 20mm), 4x Spring Clip (Diameter 12mm), 4x Spring Clip (Diameter 18mm), 4x Spring Clip (Diameter 24mm), 6x Pipe Holder (Diameter 30mm), 1x Pipe Holder (Diameter 50mm), 2x Power Drill Holder, 1x Spanner Holder, 1x Drill Bit Holder | RTCLIPMIX53X | £123.82 |

Clip Mix 84

| Image | Description | Code | Price |
|-------|--|--------------|----------------|
| | 18x Single Hook (Length 30mm), 2x Single Hook (Length 60mm), 1x Single Hook (Length 90mm), 2x Double Hook (Length 30mm), 2x Double Hook (Length 60mm), 12x Single Angled Hook (Length 25mm), 3x Single Angled Hook (Length 50mm), 2x Single Angled Hook (Length 75mm), 2x Hammer Holder (Length 40mm), 2x Hammer Holder (Length 50mm), 4x Pliers Holder (Length 17mm), 2x Pliers Holder (Length 20mm), 6x Spring Clip (Diameter 12mm), 6x Spring Clip (Diameter 18mm), 6x Spring Clip (Diameter 24mm), 8x Pipe Holder (Diameter 30mm), 1x Pipe Holder (Diameter 50mm), 1x Box, 2x Power Drill Holder, 1x Spanner Holder, 1x Drill Bit Holder | RTCLIPMIX84X | £195.38 |



£627.75 FROM

Tool Panel Trolley shown with tool clips, sold separately.



Shelf & Panel Trolleys

- 2 x 75mm Nylon swivel castors and 2 x 75mm Nylon swivel castors with brakes.
- Made from 60mm x 40mm x 1.5mm ERW tube.
- Channel made from 1.5mm mild steel.
- Magnetic back panel made from 1.2mm mild steel, available 500mm and 750mm wide.
- Adjustable bin rails made from 50mm x 25mm x 1.5mm mild steel.
- Shelves are adjustable and can be positioned either flat or at an angle.



Shelf & Panel Trolley shown with Adjustable Bin Rails, Plastic Containers and Extra Shelves, sold separately.

1. Choose Your Trolley

Shelf & Panel Trolleys - Dimensions/Codes

| Description | Size H.W.D. | Code | Price |
|----------------------------|--------------|--------------|----------------|
| Magnetic Panel Width 500mm | 1600.580.660 | RTSP165866LX | £627.75 |
| Magnetic Panel Width 750mm | 1600.830.660 | RTSP168366LX | £640.60 |

2. Choose Your Accessories

Accessories - Dimensions/Codes

| Description | Size H.W.D. | Code | Price |
|----------------------|-------------|--------------|---------------|
| Adjustable Bin Rails | 500mm Width | RTSPADBINR5X | £48.21 |
| Adjustable Bin Rails | 750mm Width | RTSPADBINR7X | £52.49 |
| Extra Shelf | 500mm Width | RTEXSHELF50X | £85.70 |
| Extra Shelf | 750mm Width | RTEXSHELF75X | £99.63 |



Open Fronted Containers available on page 54.

Workbenches

Euroslide

Cupboards

Lockers

Workstations

Cycle Parking

Smoking Shelters

Trucks & Trolleys

Canteen Furniture

Pallets

Barriers



Our 2-metre tall Euroslide Cupboards bring a combination of storage and security to any workshop fit-out. A weld and rivet construction provides all-round robustness.

- “No Snag” handles with 2-point locking.
- Strengthened doors.
- 3 adjustable galvanised interior shelves included as standard, additional sold separately.
- Powder coated with Germ Guard Active Technology anti-bacterial paint.
- Cupboard shelves have a UDL of 50kg.



EUC2060651D - 600mm wide



EUC2090652D - 900mm wide

Euroslide Cupboards - Dimensions/Codes

| Description | Size H.W.D. | Code | Price |
|----------------------|---------------|-------------|---------|
| 1200mm wide Cupboard | 2000.1200.650 | EUC2012652D | £663.18 |
| 900mm wide Cupboard | 2000.900.650 | EUC2090652D | £572.56 |
| 600mm wide Cupboard | 2000.600.650 | EUC2060651D | £482.27 |

Multi-Storage Cupboards

A range of heavy-duty cupboards ideal for all your storage requirements.

- The welded construction offers high strength and durability.
- 2000mm high x 940mm wide x 710mm deep gives a very large storage capacity.
- Either with solid doors or vision doors which allow you to inspect the contents of the cupboard.
- Each cupboard comes with adjustable feet for levelling.
- Drawers have a heavy-duty slide system giving 100% extension and a capacity of 100kg.
- Drawers can be fitted with a range of dividers, please see page 70.

Multi-Storage Cupboard Accessories

| Description | Code | Price |
|-------------------|--------------|---------|
| 100mm Deep Drawer | C6MSDRW100D | £159.78 |
| 150mm Deep Drawer | C6MSDRW150D | £175.76 |
| 200mm Deep Drawer | C6MSDRW200D | £199.00 |
| Galvanised Shelf | C6MSSHELFXXX | £49.39 |

Half Height Back Panel

| | | |
|---------------------------------------|--------------|--------|
| Perforated Panel (Tools Not Included) | C6MSTOOLPANX | £62.46 |
| Louvre Panel | C6MSLOUVREPX | £62.46 |
| Dual Panel (Perforated/Louvre) | C6MSDUALPANX | £62.46 |
| Noticeboard Panel | C6MSNOTICEBX | £52.29 |

Full Height Back Panel

| | | |
|---------------------------------------|--------------|--------|
| Perforated Panel (Tools Not Included) | C6MSPRFPANXX | £72.63 |
| Dual Panel (Perforated/Louvre) | C6MSLOVPANXX | £72.63 |



Multi-Storage Cupboard shown with 150mm deep drawers, Full Height Tool Panel and Shelf (tools and clip kits not included).

Multi-Storage Cupboards - Dimensions/Codes

| Description | Size H.W.D. | Code | Price |
|---------------------------|--------------|-------------|-----------|
| Vision Door Cupboard Only | 2000.940.710 | C6MSV209471 | £1,377.05 |
| Solid Door Cupboard Only | 2000.940.710 | C6MSS209471 | £1,112.68 |

CUPBOARDS

- | | |
|--|--|
| 98 Hazardous Substance Cupboards | 110 ToolSafe® Site Security Boxes |
| 100 CoSHH Cupboards | 112 Vision Door Cupboards |
| 102 Acid/Alkali Cupboards | 113 Perforated Door Cupboards |
| 103 Pesticide & Agrochemical Cupboards | 114 Modular Cupboards |
| 104 Pesticide & Agrochemical Security Cupboards | 115 Workplace Cupboards |
| 104 Acid/Alkali Security Cupboards | 116 Clothing & Utility Cupboards |
| 105 Hazardous Security Cupboards | 117 Container Storage Cupboards |
| 105 CoSHH Security Cupboards | 118 Perforated Tool Cupboards |
| 106 Petroleum & Flammable Liquid Cupboards | 119 First Aid Cupboards |
| 107 Flammable Liquid Cupboards | 120 PPE Cupboards |
| 108 HazSafe® Site Security Boxes | 121 Security Cupboards |
| 109 FlamSafe® Site Security Boxes | 122 Stainless Steel Cupboards |





It is vital that employers and employees comply with the control of hazardous substances in all working environments. This range of cupboards and cabinets enables the separate storage and transportation of hazardous substances as demanded by the CoSHH regulations.

- “No snag” handles with 2-point locking.
- Adjustable spill-retaining galvanised shelves for superior spill management*.
- Integral liquid-tight sump encourages the correct handling of spills through the use of absorbents*.
- Wall cupboards are pre-drilled for mounting (fixings not included).
- Floor chests have a welded integrated sump, angled lid to discourage article placement and a hasp and staple lock - padlock not supplied.
- New regulation labels enclosed to be fitted by customer to suit regulations.
- Stands raise cupboards by 543mm with an adjustable foot for uneven surfaces.
- Powder coated with Germ Guard Active Technology Anti-Bacterial Paint.
- Reaction to Fire Classification EN 13501-1.
- Cupboard shelves have a UDL of 50kg.
- Order quantities may apply, please speak to the sales team.

*Except wall mounted cupboards.



Floor Cupboards



CZ909046ZYXX



CZ703530ZYXX



CZ189046ZYXX

Floor Cupboards - Dimensions/Codes

| Size H.W.D. | Galvanised Shelves | Code | Price | Extra Shelves | Code | Price |
|---------------|--------------------|---------------------|----------------|----------------|--------------------|---------------|
| 1800.1200.460 | 3 | CZ181246ZYXX | £614.08 | W.1200 x D.460 | CUPDHLF1246 | £63.91 |
| 1800.900.460 | 3 | CZ189046ZYXX | £521.04 | W.900 x D.460 | CUPDHLF9046 | £55.20 |
| 1200.900.460 | 2 | CZ129046ZYXX | £442.31 | W.900 x D.460 | CUPDHLF9046 | £55.20 |
| 900.900.460 | 1 | CZ909046ZYXX | £350.70 | W.900 x D.460 | CUPDHLF9046 | £55.20 |
| 900.460.460 | 1 | CZ904646ZYXX | £273.40 | W.460 x D.460 | CUPDHLF4646 | £42.12 |
| 700.900.460 | 1 | CZ709046ZYXX | £320.64 | W.900 x D.460 | CUPDHLF9046 | £55.20 |
| 700.350.300 | 1 | CZ703530ZYXX | £231.89 | W.350 x D.300 | CUPDHLF3530 | £34.86 |

Mobile Cupboards



Mobile Cupboards - Dimensions/Codes

| Size H.W.D. | Shelves | Code | Price |
|--------------|---------|---------------------|----------------|
| 1010.900.460 | 1 | CZ109046MYXX | £556.83 |
| 810.900.460 | 1 | CZ849046MYXX | £511.02 |

Floor Chests



Floor Chests - Dimensions/Codes

| Size H.W.D. | Code | Price |
|--------------|---------------------|----------------|
| 610.1170.460 | CZ611146ZYXX | £592.61 |
| 510.610.340 | CZ516134ZYXX | £377.90 |

Wall Cupboards



Wall Cupboards - Dimensions/Codes

| Size H.W.D. | Shelves | Code | Price |
|-------------|---------|---------------------|----------------|
| 570.850.255 | 1 | CZ855725ZYXX | £303.46 |

Stands



Stands - Dimensions/Codes

| Size H.W.D. | Code | Price |
|-------------|---------------------|----------------|
| 543.900.460 | CZST9046ZYXX | £140.28 |
| 543.460.460 | CZST4646ZYXX | £124.53 |
| 543.350.300 | CZST3530ZYXX | £120.24 |

Workbenches

Euroslide

Cupboards

Lockers

Workstations

Cycle Parking

Smoking Shelters

Trucks & Trolleys

Canteen Furniture

Pallets

Barriers

£235 FROM
.32



It is vital that employers and employees comply with the control of hazardous substances in all working environments. This range of cupboards and cabinets enables the separate storage and transportation of hazardous substances as demanded by the CoSHH regulations.

- "No snag" handles with 2-point locking.
- Adjustable spill-retaining galvanised shelves for superior spill management*.
- New regulation labels enclosed to be fitted by customers to suit regulations.
- Integral liquid-tight sump encourages the correct handling of spills through the use of absorbents*.
- Wall cupboards are pre-drilled for mounting (fixings not included).
- Floor chests have a welded integrated sump, angled lid to discourage article placement and a hasp and staple lock - padlock not supplied.
- Stands raise cupboards by 543mm with an adjustable foot for uneven surfaces.
- Powder coated with Germ Guard Active Technology Anti-Bacterial Paint.
- Reaction to Fire Classification EN 13501-1.
- Cupboard shelves have a UDL of 50kg.

*Except wall mounted cupboards.



Floor Cupboards



CZ709046ZKXX



CZ703530ZKXX



CZ189046ZKXX

Floor Cupboards - Dimensions/Codes

| Size H.W.D. | Shelves | Galvanised Code | Price | Extra Shelves | Code | Price |
|---------------|---------|-----------------|----------------|----------------|--------------|---------------|
| 1800.1200.460 | 3 | CZ181246ZKXX | £623.16 | W.1200 x D.460 | CUPDSHLF1246 | £63.91 |
| 1800.900.460 | 3 | CZ189046ZKXX | £528.74 | W.900 x D.460 | CUPDSHLF9046 | £55.20 |
| 1200.900.460 | 2 | CZ129046ZKXX | £448.85 | W.900 x D.460 | CUPDSHLF9046 | £55.20 |
| 900.900.460 | 1 | CZ909046ZKXX | £355.88 | W.900 x D.460 | CUPDSHLF9046 | £55.20 |
| 900.460.460 | 1 | CZ904646ZKXX | £277.44 | W.460 x D.460 | CUPDSHLF4646 | £42.12 |
| 700.900.460 | 1 | CZ709046ZKXX | £325.38 | W.900 x D.460 | CUPDSHLF9046 | £55.20 |
| 700.350.300 | 1 | CZ703530ZKXX | £235.32 | W.350 x D.300 | CUPDSHLF3530 | £34.86 |

Mobile Cupboards



Mobile Cupboards - Dimensions/Codes

| Size H.W.D. | Shelves | Code | Price |
|--------------|---------|--------------|----------------|
| 1010.900.460 | 1 | CZ109046MKXX | £565.06 |
| 810.900.460 | 1 | CZ849046MKXX | £518.57 |

Floor Chests



Floor Chests - Dimensions/Codes

| Size H.W.D. | Code | Price |
|--------------|--------------|----------------|
| 610.1170.460 | CZ611146ZKXX | £601.37 |
| 510.610.340 | CZ516134ZKXX | £383.48 |

Wall Cupboards



Wall Cupboards - Dimensions/Codes

| Size H.W.D. | Shelves | Code | Price |
|-------------|---------|--------------|----------------|
| 570.850.255 | 1 | CZ855725ZKXX | £307.95 |

Stands



Stands - Dimensions/Codes

| Size H.W.D. | Code | Price |
|-------------|--------------|----------------|
| 543.900.460 | CZST9046ZKXX | £142.35 |
| 543.460.460 | CZST4646ZKXX | £126.37 |
| 543.350.300 | CZST3530ZKXX | £122.02 |

Workbenches

Euroslide

Cupboards

Lockers

Workstations

Cycle Parking

Smoking Shelters

Trucks & Trolleys

Canteen Furniture

Pallets

Barriers

£255 FROM **.65**



Liquid Tight Sump Included

Use of caustic materials in the workplace can present many hazards, particularly if acids and alkalis are stored incorrectly or with other chemicals. These storage cabinets enable safe and identifiable storage in the workplace.

- "No snag" handles with 2-point locking.
- New regulation labels enclosed to be fitted by customer.
- Adjustable spill-retaining shelves for superior spill management*.
- Integral liquid-tight sump encourages the correct handling of spills through the use of absorbents*.

- Wall cupboards are pre-drilled for mounting (fixings not included).
- Stands raise cupboards by 543mm with an adjustable foot for uneven surfaces.
- Powder coated with white Germ Guard Active Technology Anti-Bacterial Paint.
- Reaction to Fire Classification EN 13501-1.
- It is not recommended to store acids and alkalis together in a single unit as corrosion may occur.
- Cupboard shelves have a UDL of 50kg.

*Except wall mounted cupboards.

Floor Cupboards - Dimensions/Codes

| Size H.W.D. | Shelves | Code | Price |
|---------------|---------|--------------|----------------|
| 1800.1200.460 | 3 | CA181246ZWXX | £700.15 |
| 1800.900.460 | 3 | CA189046ZWXX | £591.20 |
| 1200.900.460 | 2 | CA129046ZWXX | £511.31 |
| 900.900.460 | 1 | CA909046ZWXX | £390.75 |
| 900.460.460 | 1 | CA904646ZWXX | £305.04 |
| 700.900.460 | 1 | CA709046ZWXX | £358.79 |
| 700.350.300 | 1 | CA703530ZWXX | £255.65 |

Extra Shelves - Dimensions/Codes

| To Fit | Code | Price |
|----------------|--------------|---------------|
| W.1200 x D.460 | CAES1246ZWXX | £95.87 |
| W.900 x D.460 | CAES9046ZWXX | £82.80 |
| W.460 x D.460 | CAES4646ZWXX | £63.91 |
| W.350 x D.300 | CAES3530ZWXX | £50.84 |

Wall Cupboards - Dimensions/Codes

| Size H.W.D. | Shelves | Code | Price |
|-------------|---------|--------------|----------------|
| 570.850.255 | 1 | CA855725ZWXX | £339.90 |

Mobile Cupboards - Dimensions/Codes

| Size H.W.D. | Shelves | Code | Price |
|--------------|---------|--------------|----------------|
| 1010.900.460 | 1 | CA109046MWXX | £578.13 |
| 810.900.460 | 1 | CA849046MWXX | £546.17 |

Stands - Dimensions/Codes

| Size H.W.D. | Code | Price |
|-------------|--------------|----------------|
| 543.900.460 | CAST9046ZWXX | £146.71 |
| 543.460.460 | CAST4646ZWXX | £133.64 |
| 543.350.300 | CAST3530ZWXX | £123.47 |



£255.65 FROM



- Perforated doors for extra ventilation.
- "No snag" handles with 2-point locking.
- Adjustable spill-retaining shelves for superior spill management.
- New regulation labels enclosed to be fitted by customer to suit regulations.
- Integral liquid-tight sump encourages the correct handling of spills through the use of absorbents.
- Stands raise cupboards by 543mm with an adjustable foot for uneven surfaces.
- Powder coated with Germ Guard Active Technology Anti-Bacterial Paint.
- Reaction to Fire Classification EN 13501-1.
- Cupboard shelves have a UDL of 50kg.



Stand with adjustable foot for uneven surfaces.

Floor Cupboards - Dimensions/Codes

| Size H.W.D. | Shelves | Code | Price |
|---------------|---------|--------------|----------------|
| 1800.1200.460 | 3 | CP181246ZRXX | £700.15 |
| 1800.900.460 | 3 | CP189046ZRXX | £591.20 |
| 1200.900.460 | 2 | CP129046ZRXX | £511.31 |
| 900.900.460 | 1 | CP909046ZRXX | £390.75 |
| 900.460.460 | 1 | CP904646ZRXX | £305.04 |
| 700.900.460 | 1 | CP709046ZRXX | £358.79 |
| 700.350.300 | 1 | CP703530ZRXX | £255.65 |

Mobile Cupboards - Dimensions/Codes

| Size H.W.D. | Shelves | Code | Price |
|--------------|---------|--------------|----------------|
| 1010.900.460 | 1 | CP109046MRXX | £611.54 |
| 810.900.460 | 1 | CP849046MRXX | £581.03 |

Extra Shelves - Dimensions/Codes

| To Fit | Code | Price |
|----------------|--------------|---------------|
| W.900 x D.460 | CUPDSHLF9046 | £55.20 |
| W.1200 x D.460 | CUPDSHLF1246 | £63.91 |
| W.460 x D.460 | CUPDSHLF4646 | £42.12 |
| W.350 x D.300 | CUPDSHLF3530 | £34.86 |

Stands - Dimensions/Codes

| Size H.W.D. | Code | Price |
|-------------|--------------|----------------|
| 543.900.460 | CPST9046ZRXX | £146.71 |
| 543.460.460 | CPST4646ZRXX | £129.28 |
| 543.350.300 | CPST3530ZRXX | £126.37 |



£855.57 FROM



This range of Pesticide & Agrochemical Cupboards enables the secure storage of hazardous substances as demanded by the CoSHH regulations. Powder coated in high-visibility red with perforated ventilation in each door panel.

- Welded all-steel structure for extra strength.
- Seven-lever safe lock for high security.
- Full-length heavy-duty hinges with concealed fixings to prevent forced entry.
- Adjustable spill-retaining galvanised shelves for superior spill management.
- New regulation labels enclosed to be fitted by customer to suit regulations.
- Made from 1.5mm steel.
- Integral liquid-tight sump encourages the correct handling of spills through the use of absorbents.
- Reaction to Fire Classification EN 13501-1.
- Cupboard shelves have a UDL of 140kg.

Pesticide & Agrochemical Security Cupboards - Dimensions/Codes

| Size H.W.D. | Shelves | Code | Price |
|---------------|---------|--------------|------------------|
| 1800.1200.460 | 3 | CSP181246ZRX | £2,242.79 |
| 1800.900.460 | 3 | CSP189046ZRX | £1,834.61 |
| 1200.1200.460 | 2 | CSP121246ZRX | £1,821.54 |
| 1200.900.460 | 2 | CSP129046ZRX | £1,192.57 |
| 900.460.460 | 1 | CSP904646ZRX | £855.57 |

Extra Shelves - Dimensions/Codes

| To Fit | Code | Price |
|----------------|--------------|----------------|
| W.1200 x D.460 | CSES1246ZRXX | £107.49 |
| W.900 x D.460 | CSES9046ZRXX | £76.99 |
| W.460 x D.460 | CSES4646ZRXX | £49.39 |

Acid/Alkali Security Cupboards

Use of caustic materials in the workplace can present many hazards, particularly if acids and alkalis are stored incorrectly or with other chemicals. These storage cabinets enable secure and identifiable storage in the workplace.

- Welded 1.5mm all-steel structure for extra strength.
- Seven-lever safe lock for high security.
- Full-length heavy-duty hinges with concealed fixings to prevent forced entry.
- Adjustable spill-retaining galvanised shelves for superior spill management.
- New regulation labels enclosed to be fitted by customer.
- Integral liquid-tight sump encourages the correct handling of spills through the use of absorbents.
- Reaction to Fire Classification EN 13501-1.
- It is not recommended to store acids and alkalis together in a single unit as corrosion may occur.
- Cupboard shelves have a UDL of 140kg.

Acid/Alkali Security Cupboards - Dimensions/Codes

| Size H.W.D. | Shelves | Code | Price |
|---------------|---------|--------------|------------------|
| 1800.1200.460 | 3 | CSA181246ZWX | £2,242.79 |
| 1800.900.460 | 3 | CSA189046ZWX | £1,834.61 |
| 1200.1200.460 | 2 | CSA121246ZWX | £1,821.54 |
| 1200.900.460 | 2 | CSA129046ZWX | £1,192.57 |
| 900.460.460 | 1 | CSA904646ZWX | £855.57 |



£855.57 FROM

Extra Shelves - Dimensions/Codes

| To Fit | Code | Price |
|----------------|--------------|----------------|
| W.1200 x D.460 | CSES1246ZWXX | £107.49 |
| W.900 x D.460 | CSES9046ZWXX | £76.99 |
| W.460 x D.460 | CSES4646ZWXX | £49.39 |

It is vital that employers and employees comply with the control of hazardous substances in all working environments. This range of cupboards and cabinets enables the separate storage of hazardous substances as demanded by the CoSHH regulations. They are constructed from welded 1.5mm steel for strength, combined with a superior anti-pick locking mechanism, to ensure security.

- Welded all-steel structure for extra strength.
- Seven-lever safe lock for high security.
- New regulation labels enclosed to be fitted by customer.
- Full-length heavy-duty hinges with concealed fixings to prevent forced entry.
- Adjustable spill-retaining galvanised shelves for superior spill management.
- Integral liquid-tight sump encourages the correct handling of spills through the use of absorbents.
- Reaction to Fire Classification EN 13501-1.
- Cupboard shelves have a UDL of 140kg.

Hazardous Substance Security Cupboards - Dimensions/Codes

| Size H.W.D. | Shelves | Code | Price |
|---------------|---------|--------------|------------------|
| 1800.1200.460 | 3 | CSH181246ZYX | £2,210.83 |
| 1800.900.460 | 3 | CSH189046ZYX | £1,808.47 |
| 1200.1200.460 | 2 | CSH121246ZYX | £1,795.39 |
| 1200.900.460 | 2 | CSH129046ZYX | £1,175.14 |
| 900.460.460 | 1 | CSH904646ZYX | £843.95 |



£843.95 FROM



Extra Shelves - Dimensions/Codes

| To Fit | Code | Price |
|----------------|--------------|----------------|
| W.1200 x D.460 | CSES1246ZYXX | £107.49 |
| W.900 x D.460 | CSES9046ZYXX | £76.99 |
| W.460 x D.460 | CSES4646ZYXX | £49.39 |



£843.95 FROM



CoSHH Security Cupboards - Dimensions/Codes

| Size H.W.D. | Shelves | Code | Price |
|---------------|---------|--------------|------------------|
| 1800.900.460 | 3 | CSC189046ZKX | £1,808.47 |
| 1800.1200.460 | 3 | CSC181246ZKX | £2,210.83 |
| 1200.1200.460 | 2 | CSC121246ZKX | £1,795.39 |
| 1200.900.460 | 2 | CSC129046ZKX | £1,175.14 |
| 900.460.460 | 1 | CSC904646ZKX | £843.95 |

CoSHH Security Cupboards

This range of cupboards and cabinets enables the secure storage of hazardous substances as demanded by the CoSHH regulations.

- Welded all-steel structure for extra strength.
- Seven-lever safe lock for high security.
- Full-length heavy-duty hinges with concealed fixings to prevent forced entry.
- New regulation labels enclosed to be fitted by the customer to suit regulations.
- Adjustable spill-retaining galvanised shelves for superior spill management.
- Made from 1.5mm powder-coated mild steel.
- Integral liquid-tight sump encourages the correct handling of spills through the use of absorbents.
- Reaction to Fire Classification EN 13501-1.
- Cupboard shelves have a UDL of 140kg.

Extra Shelves - Dimensions/Codes

| To Fit | Code | Price |
|----------------|--------------|----------------|
| W.1200 x D.460 | CSES1246ZKXX | £107.49 |
| W.900 x D.460 | CSES9046ZKXX | £76.99 |
| W.460 x D.460 | CSES4646ZKXX | £49.39 |

Workbenches

Euroslide

Cupboards

Lockers

Workstations

Cycle Parking

Smoking Shelters

Trucks & Trolleys

Canteen Furniture

Pallets

Barriers

£421.25 FROM



If stored incorrectly, flammable liquids, pesticides and agrochemicals can leak or spill causing damage and pollution. These cupboards promote safe storage, handling and disposal practice.

- High-security 7-lever lock with full-height door hinges.
- Liquid-tight integral sumps with plug for easy drainage.
- Fully adjustable, spill-retaining galvanised shelves.
- Supplied with stand to raise cupboards by 543mm.
- New regulation labels enclosed to be fitted by customer to suit regulations.
- Floor chests have a welded integrated sump, angled lid to discourage article placement and a hasp and staple lock - padlock not supplied.
- Powder coated with red Germ Guard Active Technology anti-bacterial paint.
- Cupboard shelves have a UDL of 140kg.

Floor Cupboards - Dimensions/Codes

| Size H.W.D. | Shelves | Code | Price |
|---------------|---------|--------------|------------------|
| 1200.1200.610 | 2 | CT121261ZHXX | £1,703.88 |
| 1200.900.610 | 2 | CT129061ZHXX | £1,515.05 |

Floor Chests - Dimensions/Codes

| Size H.W.D. | Code | Price |
|--------------|--------------|----------------|
| 610.1170.460 | CT611146ZHXX | £662.38 |
| 510.610.340 | CT516134ZHXX | £421.25 |

Extra Shelves - Dimensions/Codes

| To Fit | Code | Price |
|----------------|--------------|----------------|
| W.1200 x D.610 | CTES1260ZHXX | £114.75 |
| W.900 x D.610 | CTES9060ZHXX | £87.16 |

Stands - Dimensions/Codes

| Size H.W.D. | Code | Price |
|--------------|--------------|----------------|
| 543.1200.610 | CTST12612RXX | £184.48 |
| 543.900.610 | CTST90612RXX | £164.14 |



£246.94 FROM



- "No Snag" handles with 2-point locking.
- Adjustable spill-retaining shelves for superior spill management.
- Integral liquid-tight sump encourages the correct handling of spills through the use of absorbents.
- New regulation labels enclosed to be fitted by customer to suit regulations.
- Stands raise cupboards by 543mm with an adjustable foot for uneven surfaces.
- Floor chests have a welded integrated sump and angled lid to discourage article placement and a hasp and staple lock - Padlock not supplied.



Stand with adjustable foot for uneven surfaces.

- Powder coated with Germ Guard Active Technology anti-bacterial paint.
- Reaction to Fire Classification EN 13501-1.
- Cupboard shelves have a UDL of 50kg.

Floor Cupboards - Dimensions/Codes

| Size H.W.D. | Shelves | Code | Price |
|---------------|---------|--------------|----------------|
| 1800.1200.460 | 3 | CFL181246ZRX | £691.43 |
| 1800.900.460 | 3 | CFL189046ZRX | £582.49 |
| 1200.900.460 | 2 | CFL129046ZRX | £502.59 |
| 900.900.460 | 1 | CFL909046ZRX | £382.03 |
| 900.460.460 | 1 | CFL904646ZRX | £294.87 |
| 700.900.460 | 1 | CFL709046ZRX | £350.07 |
| 700.350.300 | 1 | CFL703530ZRX | £246.94 |

Extra Shelves - Dimensions/Codes

| To Fit | Code | Price |
|----------------|--------------|---------------|
| W.1200 x D.460 | CUPDShLF1246 | £63.91 |
| W.900 x D.460 | CUPDShLF9046 | £55.20 |
| W.460 x D.460 | CUPDShLF4646 | £42.12 |
| W.350 x D.300 | CUPDShLF3530 | £34.86 |

Floor Chests - Dimensions/Codes

| Size H.W.D. | Code | Price |
|--------------|--------------|----------------|
| 610.1170.460 | CFL611460ZRX | £662.38 |
| 510.610.340 | CFL516134ZRX | £421.25 |

Mobile Cupboards - Dimensions/Codes

| Size H.W.D. | Shelves | Code | Price |
|--------------|---------|--------------|----------------|
| 1010.900.460 | 1 | CFL109046MRX | £611.54 |
| 810.900.460 | 1 | CFL849046MRX | £581.03 |

Stands - Dimensions/Codes

| Size H.W.D. | Code | Price |
|-------------|--------------|----------------|
| 543.900.460 | CFLST9046ZRX | £146.71 |
| 543.460.460 | CFLST4646ZRX | £129.28 |
| 543.350.300 | CFLST3530ZRX | £129.28 |

Workbenches

Euroslide

Cupboards

Lockers

Workstations

Cycle Parking

Smoking Shelters

Trucks & Trolleys

Canteen Furniture

Pallets

Barriers

HAZSAFE®

**NEW
PRODUCT**



**48 HOUR
DELIVERY**

£189.96 FROM

Our HazSafe® Site Security Box is the perfect solution for the storage and transportation of hazardous substances and materials, onsite and on the road - delivered in just 48 hours! The HazSafe® is manufactured from a high gauge of steel, features a well-ventilated system and is designed with a fully-welded construction in five sizes.

- Fully welded construction suitable for the safe transportation and storage of hazardous substance materials.
- Catch lock fitting for the customer to use their own padlock.
- Powder coated high-visibility yellow with Germ Guard Active Technology paint.
- Internal ventilation to prevent build-up of fumes.
- Hard-wearing black plastic handles at both side points.
- Warning labels included as standard.
- Security catch to secure the lid whilst open.
- Reaction to Fire Classification EN 13501-1.



FIRE GUARD
TESTED & CERTIFIED
EN 13501-1

HazSafe® Site Security Boxes - Dimensions/Codes

| Size H.W.D. | Code | Price |
|--------------|---------------------|----------------|
| 380.360.370 | SHS383637ZYX | £189.96 |
| 555.460.420 | SHS554642ZYX | £282.00 |
| 555.660.420 | SHS556642ZYX | £343.83 |
| 555.890.420 | SHS558942ZYX | £396.61 |
| 555.1190.420 | SHS551142ZYX | £559.47 |

FLAMSAFE®

**NEW
PRODUCT**



**48 HOUR
DELIVERY**

£189.96 FROM

Our FlamSafe® Site Security Box is the perfect solution for the storage and transportation of chemicals and flammable liquids, onsite and on the road - delivered in just 48 hours! The FlamSafe® is manufactured from a high gauge of steel, features a well-ventilated system and is designed with a fully-welded construction in five sizes.

- Fully welded construction suitable for the safe transportation and storage of hazardous substance materials.
- Catch lock fitting for the customer to use their own padlock.
- Powder coated high-visibility red with Germ Guard Active Technology paint.
- Internal ventilation to prevent build-up of fumes.
- Hard-wearing black plastic handles at both side points.
- Warning labels included as standard.
- Security catch to secure the lid whilst open.
- Reaction to Fire Classification EN 13501-1.



| FlamSafe® Site Security Boxes - Dimensions/Codes | | |
|--|--------------|---------|
| Size H.W.D. | Code | Price |
| 380.360.370 | SFS383637ZRX | £189.96 |
| 555.460.420 | SFS554642ZRX | £282.00 |
| 555.660.420 | SFS556642ZRX | £343.83 |
| 555.890.420 | SFS558942ZRX | £396.61 |
| 555.1190.420 | SFS551142ZRX | £559.47 |

Workbenches
Euroslide
Cupboards
Lockers
Workstations
Cycle Parking
Smoking Shelters
Trucks & Trolleys
Canteen Furniture
Pallets
Barriers

TOOLSAFE®

£291.47 FROM

**NEW
PRODUCT**



STC501850KMX
H500.W1800.D500

Shown with
optional castors




STC408550KXX
H400.W850.D500

Our ToolSafe® Site Security Box is the ideal solution for storing and transporting tools and equipment, whether on-site or on the road. Plus, it's delivered within just 48 hours. Manufactured from robust heavy-gauge steel, our ToolSafe® is built to last. It features strong gas struts for safe, effortless opening, ensuring security and safety. Choose from six versatile sizes to meet all your needs.

- Made from robust 1.5mm thick mild steel for outstanding strength.
- Fully welded construction ensures superior security for your peace of mind.
- Features an internally fixed hinge to eliminate the risk of disassembly and unauthorised access.
- Equipped with a high-security 8-lever safe lock.
- Designed with gas struts for smooth, ergonomic, and safe opening.
- Customise your unit with optional fork pockets or castors for exceptional versatility and mobility - contact our sales team for details.
- Finished with a durable powder-coated dark grey paint for long-lasting resilience.



Gas struts allow for ergonomic and safe opening



Available with optional fork pockets and castors

ToolSafe® Site Security Boxes - Dimensions/Codes

| Size H.W.D. | Code | Price | Code | Price (with Fork Pockets) | Code | Price (Mobile) |
|---------------|---------------------|------------------|---------------------|---------------------------|---------------------|------------------|
| 400.850.500 | STC408550KXX | £291.47 | STC408550KFX | £346.47 | STC408550KMX | £418.47 |
| 500.900.500 | STC509050KXX | £352.33 | STC509050KFX | £407.33 | STC509050KMX | £479.33 |
| 500.1200.500 | STC501250KXX | £482.28 | STC501250KFX | £537.28 | STC501250KMX | £609.28 |
| 650.1200.650 | STC651265KXX | £616.07 | STC651265KFX | £671.07 | STC651265KMX | £786.07 |
| 1200.1200.650 | STC121265KXX | £1,224.14 | STC121265KFX | £1,279.14 | STC121265KMX | £1,394.14 |
| 500.1800.500 | STC501850KXX | £1,258.62 | STC501850KFX | £1,313.62 | STC501850KMX | £1,428.62 |



48 HOUR
DELIVERY



Workbenches

Euroslide

Cupboards

Lockers

Workstations

Cycle Parking

Smoking Shelters

Trucks & Trolleys

Canteen Furniture

Pallets

Barriers

£361.69 FROM



These cupboards and cabinets bring a combination of storage, mobility, security and a touch of style to the workplace. The perspex doors allow managers and supervisors to be able to see the contents whilst the cupboard is locked.

- Flush "No Snag" handles with 2-point locking.
- Mobile and static options available.
- Strengthened doors.
- Extra adjustable shelves available.
- Secure locking mechanism for extra security.
- Powder coated with Germ Guard Active Technology anti-bacterial paint.
- Cupboard shelves have a UDL of 50kg.



Wall Mounted Cupboard Unit

Colour Options

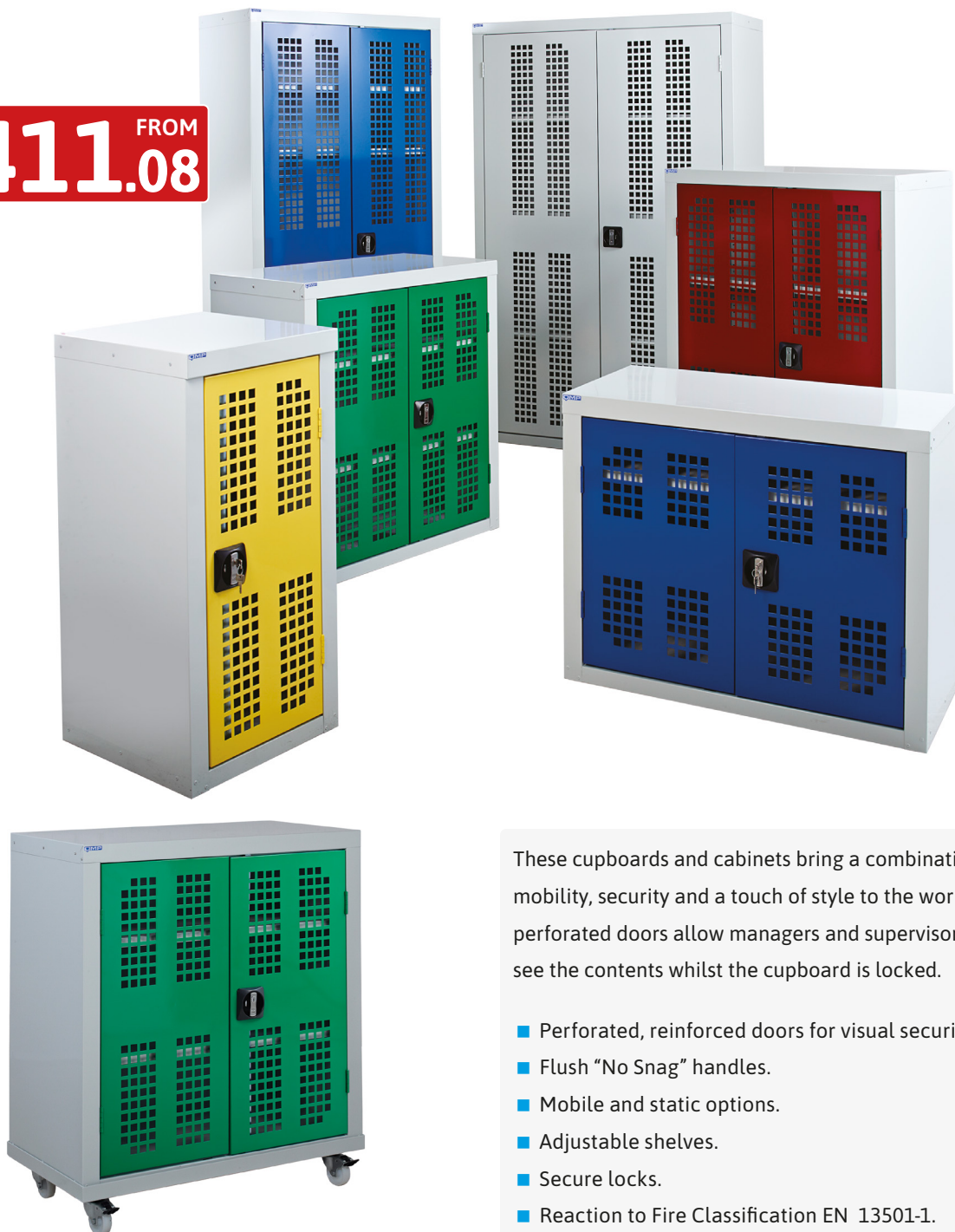
Please add corresponding letters to the end of the code.



Vision Door Cupboards - Dimensions/Codes

| Size H.W.D. | Shelves | Code | Price | Extra Shelf | Price |
|----------------------------|---------|-----------|------------------|--------------|---------------|
| 1800.1200.460 | 3 | CV181246Z | £1,022.62 | CUPDSHLF1246 | £63.91 |
| 1800.900.460 | 3 | CV189046Z | £897.70 | CUPDSHLF9046 | £55.20 |
| 1200.900.460 | 2 | CV129046Z | £742.27 | CUPDSHLF9046 | £55.20 |
| 900.900.460 | 2 | CV909046Z | £643.49 | CUPDSHLF9046 | £55.20 |
| 900.460.460 | 1 | CV904646Z | £419.80 | CUPDSHLF4646 | £42.12 |
| 700.900.460 | 2 | CV709046Z | £553.43 | CUPDSHLF9046 | £55.20 |
| 700.350.300 | 2 | CV703530Z | £361.69 | CUPDSHLF3530 | £34.86 |
| 570.850.255 (Wall Mounted) | 1 | CV578525Z | £448.85 | N.A. | N.A. |

£411.08 FROM



These cupboards and cabinets bring a combination of storage, mobility, security and a touch of style to the workplace. The perforated doors allow managers and supervisors to be able to see the contents whilst the cupboard is locked.


- Perforated, reinforced doors for visual security.
- Flush "No Snag" handles.
- Mobile and static options.
- Adjustable shelves.
- Secure locks.
- Reaction to Fire Classification EN 13501-1.
- Powder coated with Germ Guard Active Technology anti-bacterial paint.
- Cupboard shelves have a UDL of 50kg.

Mobile Perforated Cupboards - Dimensions/Codes

| Size H.W.D. | Shelves | Code | Price | Extra Shelf | Price |
|--------------|---------|-----------|----------------|--------------|---------------|
| 1010.900.460 | 2 | C6109046M | £659.47 | CUPDSHLF9046 | £55.20 |
| 1010.900.610 | 2 | C6109061M | £823.62 | CUPDSHLF9060 | £49.39 |

Colour Options

Please add corresponding letters to the end of the code.



Perforated Cupboards - Dimensions/Codes

| Size H.W.D. | Shelves | Code | Price | Extra Shelf | Price |
|---------------|---------|-----------|----------------|--------------|---------------|
| 1800.1200.610 | 3 | C6181261P | £900.60 | CUPDSHLF1260 | £72.63 |
| 1800.900.610 | 3 | C6189061P | £765.51 | CUPDSHLF9060 | £49.39 |
| 1800.1200.460 | 3 | C6181246P | £761.15 | CUPDSHLF1246 | £63.91 |
| 1800.900.460 | 3 | C6189046P | £573.77 | CUPDSHLF9046 | £55.20 |
| 1800.600.460 | 3 | C6186046P | £544.72 | CUPDSHLF6046 | £31.96 |
| 900.900.610 | 2 | C6909061P | £550.53 | CUPDSHLF9060 | £49.39 |
| 1200.900.460 | 2 | C6129046P | £549.08 | CUPDSHLF9046 | £55.20 |
| 900.900.460 | 2 | C6909046P | £459.02 | CUPDSHLF9046 | £55.20 |
| 900.460.460 | 1 | C6904646P | £411.08 | CUPDSHLF4646 | £42.12 |

Workbenches

Euroslide

Cupboards

Lockers

Workstations

Cycle Parking

Smoking Shelters

Trucks & Trolleys

Canteen Furniture

Pallets

Barriers



This is a versatile all-steel system of units designed to meet workplace demands. It allows you to utilise the space above the cupboard, creating a safe and secure work environment that promotes good housekeeping practices. The construction features a weld and rivet design, ensuring durability and strength.

- “No Snag” handles with 2-point locking.
- Adjustable powder-coated shelves.
- Wall cupboards are pre-drilled for mounting - fixings not supplied.
- Powder coated with Germ Guard Active Technology anti-bacterial paint.
- Top unit does not include shelf.
- Reaction to Fire Classification EN 13501-1.
- Cupboard shelves have a UDL of 50kg.

Colour Options

Please add corresponding letters to the end of the code.



Modular Cupboards - Dimensions/Codes

| Unit 1 Size H.W.D. | Shelves | Code | Price | Extra Shelf | Price |
|--------------------|---------|-----------|------------------|--------------|---------------|
| 2300.1200.650 | 3 | CM1812602 | £1,393.03 | CUPDSHLF1260 | £72.63 |
| 2300.900.650 | 3 | CM1890602 | £1,057.48 | CUPDSHLF9060 | £49.39 |
| 2300.1200.460 | 3 | CM1812462 | £1,053.12 | CUPDSHLF1246 | £63.91 |
| 2300.900.460 | 3 | CM1890462 | £794.56 | CUPDSHLF9046 | £55.20 |

£289.06 FROM

5 DAY
DELIVERY

BEST SELLER

FIRE GUARD
TESTED & CERTIFIED
EN 13501-1

Workbenches

Euroslide

Cupboards

Lockers

Workstations

Cycle Parking

Smoking Shelters

Trucks & Trolleys

Canteen Furniture

Pallets

Barriers



These general workplace cupboards and cabinets offer storage, mobility, and security for the workplace. The welded and riveted construction ensures overall durability.

- "No Snag" handles with 2-point locking.
- Strengthened Doors.
- Adjustable powder-coated shelves.
- Wall cupboards are pre-drilled for mounting - fixings not supplied.
- Powder coated with Germ Guard Active Technology anti-bacterial paint.
- Interior shelves supplied galvanised.
- 5-Day Delivery only applies to Light Grey and Dark Blue doors.
- Reaction to Fire Classification EN 13501-1.
- Cupboard shelves have a UDL of 50kg.
- Order quantities may apply, please speak to the sales team.

Colour Options

Please add corresponding letters to the end of the code.



Workplace Cupboards - Dimensions/Codes

| Size H.W.D. | Shelves | Code | Price | Extra Shelf | Price |
|---------------|---------|------------------|----------------|---------------------|---------------|
| 1800.600.460 | 3 | CG186046Z | £467.73 | CUPDShLF6046 | £31.96 |
| 1800.900.460 | 3 | CG189046Z | £517.12 | CUPDShLF9046 | £55.20 |
| 1800.1200.460 | 3 | CG181246Z | £684.17 | CUPDShLF1246 | £63.91 |
| 1800.900.610 | 3 | CG189061Z | £689.98 | CUPDShLF9060 | £49.39 |
| 1800.1200.610 | 3 | CG181261Z | £823.62 | CUPDShLF1260 | £72.63 |
| 1200.900.460 | 2 | CG129046Z | £472.09 | CUPDShLF9046 | £55.20 |
| 900.900.460 | 2 | CG909046Z | £382.03 | CUPDShLF9046 | £55.20 |
| 900.900.610 | 2 | CG909061Z | £473.54 | CUPDShLF9060 | £49.39 |
| 900.460.460 | 1 | CG904646Z | £305.04 | CUPDShLF4646 | £42.12 |

Mobile Workplace Cupboards - Dimensions/Codes

| Size H.W.D. | Shelves | Code | Price | Extra Shelf | Price |
|--------------|---------|-----------|---------|--------------|--------|
| 1010.900.460 | 2 | CG109046M | £551.98 | CUPDShLF9046 | £55.20 |
| 1010.900.610 | 2 | CG109061M | £774.23 | CUPDShLF9060 | £49.39 |

All RED product codes are available on 5-Day Delivery

Wall Cupboards - Dimensions/Codes

| Size H.W.D. | Shelves | Code | Price | Extra Shelf | Price |
|-------------|---------|-----------|---------|-------------|-------|
| 570.850.255 | 1 | CG855725Z | £289.06 | N.A. | N.A. |



£527.29 FROM



£586.84 FROM



Clothing Cupboards


- "No Snag" handles with 2-point locking.
- Strengthened doors.
- Top shelf and hanging garment rail.
- Powder coated with Germ Guard Active Technology anti-bacterial paint.
- Reaction to Fire Classification EN 13501-1.
- Cupboard shelves have a UDL of 50kg.

Utility Cupboards

- "No Snag" handles with 2-point locking.
- Strengthened doors.
- Powder coated with Germ Guard Active Technology anti-bacterial paint.
- Central divider with removable rail on one side and 3 adjustable shelves on the other.
- Reaction to Fire Classification EN 13501-1.
- Cupboard shelves have a UDL of 50kg.

Colour Options

Please add corresponding letters to the end of the code.



Clothing Cupboards - Dimensions/Codes

| Size H.W.D. | Shelves | Code | Price |
|---------------|---------|-----------|----------------|
| 1800.1200.460 | 1 | CC181246Z | £700.15 |
| 1800.900.460 | 1 | CC189046Z | £560.70 |
| 1800.600.460 | 1 | CC186046Z | £527.29 |

Extra Shelves - Dimensions/Codes


| To Fit | Code | Price |
|----------------|--------------|---------------|
| W.1200 x D.460 | CCES1246ZLXX | £56.65 |
| W.900 x D.460 | CCES9046ZLXX | £43.58 |
| W.600 x D.460 | CCES6046ZLXX | £36.31 |

Utility Cupboards - Dimensions/Codes

| Size H.W.D. | Shelves | Code | Price |
|---------------|---------|-----------|----------------|
| 1800.1200.460 | 3 | CU181246Z | £774.23 |
| 1800.900.460 | 3 | CU189046Z | £586.84 |

Extra Shelves - Dimensions/Codes


| To Fit | Code | Price |
|----------------|--------------|---------------|
| W.1200 x D.460 | CUES1246ZLXX | £36.31 |
| W.900 x D.460 | CUES9046ZLXX | £33.41 |



£878.81 FROM

These Container Storage Cupboards offer a variety of storage options. The louvre panels on the doors and carcass allow users to conveniently store containers within reach. Their weld and rivet construction ensures overall durability.

- Reinforced doors.
- “No Snag” handles with 2-point locking.
- 1800mm high, 900mm wide, 460mm deep.
- For our full Plastic Open Fronted Container range, please refer to page 54.
- Reaction to Fire Classification EN 13501-1.
- Extra shelves available - Please speak to our sales team.
- 50kg UDL capacity galvanised shelves.



Without Door - 1800.900.460

| Option 1A | Code | Price | Option 1B | Code | Price | Option 1C | Code | Price | Option 1D | Code | Price |
|--------------------------|--------------|------------------|--|--------------|------------------|--|--------------|------------------|--|--------------|------------------|
| 36 x size 4 8 shelves | CY189046836X | £1,089.44 | 28 x size 4 4 x size 6 8 shelves | CY189046832X | £1,108.32 | 24 x size 4 6 x size 6 6 shelves | CY189046630X | £1,047.31 | 8 x size 4 12 x size 6 7 shelves | CY189046720X | £1,085.08 |



With Door - 1800.900.460

| Option 2A | Code | Price | Option 2B | Code | Price | Option 2C | Code | Price | Option 2D | Code | Price |
|----------------|--------------|----------------|---|--------------|------------------|---|--------------|------------------|---------------------------------------|--------------|------------------|
| Build Your Own | CYD189046BBX | £878.81 | 10 x size 3 8 x size 5 41 x size 2 4 shelves | CYD189046461 | £1,301.52 | 16 x size 4 41 x size 2 4 shelves | CYD189046457 | £1,295.70 | 10 x size 6 41 x size 2 1 shelf | CYD189046151 | £1,266.65 |

Workbenches

Euroslide

Cupboards

Lockers

Workstations

Cycle Parking

Smoking Shelters

Trucks & Trolleys

Canteen Furniture


Pallets

Barriers



CPF578225Z

£485.16 FROM



CPF189046Z



Perforated Tool Cupboards are the ideal storage solution for tools and equipment in your workshop. This high-quality cupboard comes fitted with internal perforated panels which can be used in conjunction with our clip kits to hang tooling and equipment. A secure 2-point locking mechanism ensures that the cupboard contents are kept secure when not in use.

- “No Snag” handles with 2-point locking.
- Comes with 1 shelf as standard.
- Additional shelves can be ordered, please speak to our sales team.
- Designed for use with our Clip Kits, please see page 94.
- Reaction to Fire Classification EN 13501-1.
- Cupboard shelves have a 50kg UDL capacity.

Perforated Tool Cupboards - Dimensions/Codes


| Description | Size H.W.D. | Code | Price |
|-------------------------------------|--------------|------------|----------------|
| Perforated Door Panels & Back Panel | 1800.900.460 | CPF189046Z | £868.65 |
| Wall Mounted | 570.850.255 | CPF578225Z | £485.16 |

Clip Kits

| Description | Code | Price |
|-------------|--------------|----------------|
| Clip Mix 53 | RTCLIPMIX53X | £158.33 |
| Clip Mix 84 | RTCLIPMIX84X | £249.84 |

Colour Options

Please add corresponding letters to the end of the code.





Also available as First Aid Security Cupboards - please speak to the sales team

Our First Aid Cupboards are manufactured from high-quality steel with instantly recognisable identification symbols and a clean white powder-coated finish. They are designed to meet a wide range of first aid requirements.

- "No Snag" handles with 2-point locking.
- Adjustable spill-retaining galvanised shelves for superior spill management*.
- Integral liquid-tight sump encourages the correct handling of spills through the use of absorbents*.

- Wall cupboards are pre-drilled for mounting (fixings not included).
- Stands raise cupboards by 543mm with an adjustable foot for uneven surfaces.
- Powder coated with white Germ Guard Active Technology anti-bacterial paint.
- Supplied with first aid stickers.
- Reaction to Fire Classification EN 13501-1.
- Cupboard shelves have a UDL of 50kg.

*Except wall mounted cupboards

Floor Cupboards - Dimensions/Codes

| Size H.W.D. | Shelves | Code | Price |
|---------------|---------|--------------|----------------|
| 1800.1200.460 | 3 | CF181246ZWXX | £660.93 |
| 1800.900.460 | 3 | CF189046ZWXX | £578.13 |
| 900.900.460 | 1 | CF909046ZWXX | £382.03 |
| 900.460.460 | 1 | CF904646ZWXX | £297.78 |
| 700.900.460 | 1 | CF709046ZWXX | £350.07 |
| 700.350.300 | 1 | CF703530ZWXX | £249.84 |

Extra Shelves - Dimensions/Codes

| To Fit | Code | Price |
|---------------|--------------|---------------|
| W.900 x D.460 | CUPDSHLF9046 | £55.20 |
| W.460 x D.460 | CUPDSHLF4646 | £42.12 |
| W.350 x D.300 | CUPDSHLF3530 | £34.86 |

Mobile Cupboards - Dimensions/Codes

| Size H.W.D. | Shelves | Code | Price |
|--------------|---------|--------------|----------------|
| 1010.900.460 | 1 | CF109046ZWXX | £575.22 |
| 810.900.460 | 1 | CF849046MWXX | £567.96 |

Wall Cupboards - Dimensions/Codes

| Size H.W.D. | Shelves | Code | Price |
|-------------|---------|--------------|----------------|
| 570.850.255 | 1 | CF855725MWXX | £331.19 |

Stands - Dimensions/Codes

| Size H.W.D. | Code | Price |
|-------------|--------------|----------------|
| 543.900.460 | CFST9046ZWXX | £175.76 |
| 543.460.460 | CFST4646ZWXX | £151.07 |
| 543.350.300 | CFST3530ZWXX | £145.26 |

Workbenches

Euroslide

Cupboards

Lockers

Workstations

Cycle Parking

Smoking Shelters

Trucks & Trolleys

Canteen Furniture

Pallets

Barriers

£294.87 FROM



Our Personal Protective Equipment Cupboards enable the safe and separate storage of protective equipment and clothing in the workplace.

- "No Snag" handles with 2-point locking.
- All-steel structure with strengthened doors.
- Adjustable powder-coated shelves.
- PPE Clothing Cupboard comes with adjustable hanging garment rail.
- Powder coated with Germ Guard Active Technology anti-bacterial paint.
- Supplied with PPE labels.
- Reaction to Fire Classification EN 13501-1
- Cupboard shelves have a UDL of 50kg.



CR1890464BXX



CR1890461BXX

PPE Cupboards - Dimensions/Codes

| Size H.W.D. | Shelves | Code | Price |
|---------------|---------|--------------|----------------|
| 1800.1200.460 | 3 | CB1812463BXX | £684.17 |
| 1800.900.460 | 3 | CB1890463BXX | £517.12 |
| 900.900.460 | 1 | CB9090462BXX | £382.03 |
| 900.460.460 | 1 | CB9046461BXX | £294.87 |

Extra Shelves - Dimensions/Codes

| To Fit | Code | Price |
|----------------|--------------|---------------|
| W.900 x D.460 | CUPDSHLF9046 | £55.20 |
| W.1200 x D.460 | CUPDSHLF1246 | £63.91 |

PPE Clothing Cupboards - Dimensions/Codes

| Size H.W.D. | Shelves | Code | Price |
|---------------|---------|--------------|----------------|
| 1800.1200.460 | 4 | CR1812464BXX | £839.59 |
| 1800.900.460 | 4 | CR1890464BXX | £563.60 |
| 1800.1200.460 | 1 | CR1812461BXX | £697.24 |
| 1800.900.460 | 1 | CR1890461BXX | £521.48 |
| 1800.600.460 | 1 | CR1860461BXX | £477.90 |

Extra Shelves - Dimensions/Codes

| To Fit | Code | Price |
|----------------|--------------|---------------|
| W.1200 x D.460 | CCES1246ZLXX | £56.65 |
| W.600 x D.460 | CCES6046ZLXX | £36.31 |
| W.900 x D.460 | CCES9046ZLXX | £43.58 |




Our Security Cupboards offer enhanced security for storing high-value equipment and materials. They are made of welded heavy-gauge steel, combining strength with a superior anti-pick locking mechanism.

- Welded all-steel structure for extra strength.
- Seven-lever safe lock for high security.
- Full-length heavy-duty hinges with concealed fixings to prevent forced entry.
- Adjustable powder-coated shelves.
- Powder coated with Germ Guard Active Technology anti-bacterial paint.
- Made from 1.5mm powder coated mild steel.
- Reaction to Fire Classification EN 13501-1.
- Cupboard shelves have a UDL of 140kg.

Colour Options

Please add corresponding letters to the end of the code.



Security Cupboards - Dimensions/Codes

| Size H.W.D. | Shelves | Code | Price |
|---------------|---------|-----------|-----------|
| 1800.1200.460 | 3 | CS181246Z | £2,135.30 |
| 1800.900.460 | 3 | CS189046Z | £1,747.46 |
| 1200.1200.460 | 2 | CS121246Z | £1,734.39 |
| 1200.900.460 | 2 | CS129046Z | £1,135.92 |
| 900.460.460 | 1 | CS904646Z | £814.90 |

Extra Shelves - Dimensions/Codes

| To Fit | Code | Price |
|----------------|--------------|---------|
| W.1200 x D.460 | CSES1246ZLXX | £107.49 |
| W.900 x D.460 | CSES9046ZLXX | £76.99 |
| W.460 x D.460 | CSES4646ZLXX | £49.39 |

Workbenches

Euroslide

Cupboards

Lockers

Workstations

Cycle Parking

Smoking Shelters

Trucks & Trolleys

Canteen Furniture

Pallets

Barriers

£936.92 FROM



These stainless steel cupboards are designed and manufactured for use in clean environments. They are excellent for food, pharmaceutical, and medical operations, particularly in settings where dampness and corrosion are concerns.

- "No Snag" handles with 2-point locking.
- Adjustable stainless steel shelves.
- Strengthened doors.
- Corrosion resistant carcass and shelves.
- Floor chests have a riveted structure with angled lid to discourage article placement and a hasp and staple lock - Padlock not supplied.



Stainless Steel Cupboards - Dimensions/Codes

| Size H.W.D. | Shelves | Code | Price |
|---------------|---------|--------------|------------------|
| 1800.1200.460 | 3 | CL181246ZSXX | £2,360.45 |
| 1800.900.460 | 3 | CL189046ZSXX | £1,799.75 |
| 1200.900.460 | 2 | CL129046ZSXX | £1,430.80 |
| 900.900.460 | 1 | CL909046ZSXX | £1,182.40 |
| 900.460.460 | 1 | CL904646ZSXX | £936.92 |

Extra Shelves - Dimensions/Codes

| To Fit | Code | Price |
|----------------|--------------|----------------|
| W.1200 x D.460 | CLES1246ZSXX | £174.31 |
| W.900 x D.460 | CLES9046ZSXX | £153.97 |
| W.460 X D.460 | CLES4646ZSXX | £127.86 |

Floor Chests - Dimensions/Codes

| Size H.W.D. | Code | Price |
|--------------|--------------|------------------|
| 610.1170.460 | CV611146ZSXX | £1,655.95 |
| 510.610.340 | CV516134ZSXX | £1,240.51 |

LOCKERS

- | | |
|------------------------------------|--|
| 124 Standard Lockers | 138 PPE Lockers |
| 125 Express Lockers | 139 Multi-Compartment Lockers |
| 126 School Lockers | 140 Emergency Service Lockers |
| 127 Spectrum Lockers | 142 Padlock Lockers |
| 127 Spectrum School Lockers | 142 Secure Lockers |
| 128 Executive Lockers | 143 Personal Effects Lockers |
| 129 Office Lockers | 143 Wall-Mounted Personal Effects Lockers |
| 129 Smart Lockers | 144 Garment & Garment Disposal Lockers |
| 130 Timber Door Lockers | 145 Laptop & Tablet Storage Lockers |
| 131 Plant-On Door Lockers | 146 Laptop & Tablet Charging Lockers |
| 132 Laminate Door Lockers | 147 Laptop & Tablet Charging Trolleys |
| 132 Laminate Splash Lockers | 148 Dual USB Phone Charging Lockers |
| 133 Steel Splash Lockers | 148 Dual USB Laptop & Tablet Charging Lockers |
| 134 Perforated Door Lockers | 149 Tool Charging Lockers |
| 135 Z-Door Lockers | 150 Post Box Lockers |
| 136 Cube Lockers | 151 Cloakroom Furniture |
| 136 Perspex Door Lockers | 156 Lock Options |
| 137 Stainless Steel Lockers | 157 Locker Accessories |





Interior Coat Hook



Door Ventilation



Door Stiffener

Quality compartment lockers suitable for a multitude of storage applications. Standard Lockers provide the flexibility of four sizes with six door options.

The Standard Locker design means it's easily adapted in height, width and depth to suit your individual requirements. Choice of 300mm, 380mm and 450mm widths.

- 2, 3, 4, 5 and 6 door lockers fitted with galvanised security shelf to prevent unauthorised access to the compartment below.
- Fitted with standard mastered cam locks with 2,000 differs.
- Single-tier lockers fitted with top shelf and coat hook.
- Two-tier lockers fitted with coat hook in each compartment.
- Strengthened and ventilated doors with rubber buffers.
- Reaction to Fire Classification EN 13501-1.
- 5-7 Day Delivery available on 300x300 and 300x450 lockers.

Colour Options

Please add corresponding letters to the end of the code.



Standard Lockers - Dimensions/Codes

| Compartments | H.1800 W.300 D.300 | Price | H.1800 W.300 D.450 | Price | H.1800 W.380 D.380 | Price | H.1800 W.450 D.450 | Price |
|--------------|--------------------|---------|--------------------|---------|--------------------|---------|--------------------|---------|
| 1 | LS1830301 | £130.76 | LS1830451 | £152.31 | LS1838381 | £158.06 | LS1845451 | £172.43 |
| 2 | LS1830302 | £160.93 | LS1830452 | £179.61 | LS1838382 | £175.30 | LS1845452 | £195.42 |
| 3 | LS1830303 | £181.05 | LS1830453 | £199.73 | LS1838383 | £189.67 | LS1845453 | £224.15 |
| 4 | LS1830304 | £186.80 | LS1830454 | £216.97 | LS1838384 | £215.53 | LS1845454 | £250.02 |
| 5 | LS1830305 | £208.35 | LS1830455 | £232.78 | LS1838385 | £241.40 | LS1845455 | £254.33 |
| 6 | LS1830306 | £229.90 | LS1830456 | £248.58 | LS1838386 | £251.45 | LS1845456 | £260.08 |



Our Express Lockers feature the same high-quality design as our Standard Lockers, but they come with a quicker delivery time of 3-5 days. We keep a selection of these lockers in stock, offering four compartment options and the choice of either Light Grey or Dark Blue doors.

- Choice of 300mm and 450mm depths.
- 2, 4 and 6 door lockers fitted with galvanised security shelf to prevent any unauthorised access to the compartment below.
- Fitted with standard, mastered cam locks with 2,000 differs.
- Single-tier lockers fitted with top shelf and coat hook.
- Two-tier lockers fitted with coat hook in each compartment.
- Strengthened and ventilated doors with rubber buffers.
- Powder coated with Germ Guard Active Technology paint.
- Order quantities may apply, please speak to sales.

3-5 DAY DELIVERY



Colour Options

Please add corresponding letters to the end of the code.



Express Lockers - H.1800 W.300 D.300

| Compartments | Code | Price |
|--------------|-----------|---------|
| 1 | LQ1830301 | £130.76 |
| 2 | LQ1830302 | £160.93 |
| 4 | LQ1830304 | £186.79 |
| 6 | LQ1830306 | £229.90 |

Express Lockers - H.1800 W.300 D.450

| Compartments | Code | Price |
|--------------|-----------|---------|
| 1 | LQ1830451 | £152.31 |
| 2 | LQ1830452 | £179.61 |
| 4 | LQ1830454 | £216.96 |
| 6 | LQ1830456 | £248.58 |

Workbenches

Euroside

Cupboards

Lockers

Workstations

Cycle Parking

Smoking Shelters

Trucks & Trolleys


Canteen Furniture

Pallets

Barriers



1380mm high Locker



955mm high Locker



1235mm high Locker

High-quality School Lockers are ideal for use in primary and junior Schools. These lockers are available in a range of depths and compartment options. School Lockers can be fitted with sloping tops and a multitude of lock options. Designed to withstand the general wear and tear of daily usage.

- Choice of 300mm, 380mm and 450mm depths.
- 2,3 and 4 door lockers fitted with galvanised security shelf

to prevent unauthorised access to the compartment below.

- Fitted with standard mastered cam locks with 2,000 differs.
- Single-tier lockers fitted with top shelf and coat hook.
- Two-tier lockers fitted with coat hook in each compartment.
- Strengthened and ventilated doors with rubber buffers.
- Powder coated with Germ Guard Active Technology paint.
- Minimum order quantity of 8 lockers.

Colour Options

Please add corresponding letters to the end of the code.



School Lockers - Dimensions/Codes

| Height | Compartments | W.300 D.300 | Price | W.300 D.450 | Price | W.380 D.380 | Price |
|--------|--------------|-------------|---------|-------------|---------|-------------|---------|
| H.955 | 1 | LD9030301 | £125.80 | LD9030451 | £146.52 | LD9038381 | £150.96 |
| | 2 | LD9030302 | £155.40 | LD9030452 | £173.16 | LD9038382 | £167.24 |
| | 3 | LD9030303 | £173.16 | LD9030453 | £190.92 | LD9038383 | £182.04 |
| H.1235 | 1 | LD1130301 | £128.76 | LD1130451 | £150.96 | LD1138381 | £155.40 |
| | 2 | LD1130302 | £158.36 | LD1130452 | £177.60 | LD1138382 | £171.68 |
| | 3 | LD1130303 | £177.60 | LD1130453 | £196.84 | LD1138383 | £187.96 |
| | 4 | LD1130304 | £185.00 | LD1130454 | £214.60 | LD1138384 | £211.64 |
| H.1380 | 1 | LD1330301 | £139.12 | LD1330451 | £161.32 | LD1338381 | £167.24 |
| | 2 | LD1330302 | £170.20 | LD1330452 | £189.44 | LD1338382 | £185.00 |
| | 3 | LD1330303 | £190.92 | LD1330453 | £210.16 | LD1338383 | £201.28 |
| | 4 | LD1330304 | £198.32 | LD1330454 | £229.40 | LD1338384 | £227.92 |



Many organisations, schools and workplace environments wish to make their premises as attractive as possible for employees, students and visitors alike. The Spectrum Locker range offers the strength and durability of the Standard Locker range but with a variety of exciting colour options.

- Lateral security beam enhances the durability of the locker.
- Hinges are 40mm deep. This again offers greater quality and durability.
- Ideal for schools, universities and public authorities where long-lasting durability is required.
- Frame constructed from 0.7mm steel which ensures strength and security.
- Powder Coated with Germ Guard Active Technology paint.
- Reaction to Fire Classification EN 13501-1.
- Minimum order quantity of 8 lockers, one-door colour.



Spectrum Lockers - Dimensions/Codes

| Comps | H.1800 W.300 D.300 | Price | H.1800 W.300 D.450 | Price | H.1800 W.380 D.380 | Price | H.1800 W.450 D.450 | Price |
|-------|--------------------------|----------------|--------------------------|----------------|--------------------------|----------------|--------------------------|----------------|
| 1 | LSPC30301 | £176.12 | LSPC30451 | £205.72 | LSPC38381 | £211.64 | LSPC45451 | £232.36 |
| 2 | LSPC30302 | £216.08 | LSPC30452 | £241.24 | LSPC38382 | £233.84 | LSPC45452 | £263.44 |
| 3 | LSPC30303 | £242.72 | LSPC30453 | £267.88 | LSPC38383 | £256.04 | LSPC45453 | £298.96 |
| 4 | LSPC30304 | £251.60 | LSPC30454 | £291.56 | LSPC38384 | £288.60 | LSPC45454 | £334.48 |
| 6 | LSPC30306 | £307.84 | LSPC30456 | £334.48 | LSPC38386 | £335.96 | LSPC45456 | £347.80 |

Spectrum School Lockers

Our vibrant Spectrum Lockers are also available in 3 reduced heights, 955mm, 1235mm and 1380mm, making them perfect for primary and junior schools and a choice of 300mm, 380mm and 450mm depths.

Spectrum School Lockers - Dimensions/Codes

| Height | Comps | W.300 D.300 | Price | W.300 D.450 | Price | W.380 D.380 | Price |
|--------|-------|-------------|----------------|-------------|----------------|-------------|----------------|
| H.955 | 1 | LDS9030301 | £174.64 | LDS9030451 | £202.76 | LDS9038381 | £210.16 |
| | 2 | LDS9030302 | £214.60 | LDS9030452 | £238.28 | LDS9038382 | £232.36 |
| | 3 | LDS9030303 | £239.76 | LDS9030453 | £264.92 | LDS9038383 | £253.08 |
| H.1235 | 1 | LDS1130301 | £177.60 | LDS1130451 | £207.20 | LDS1138381 | £213.12 |
| | 2 | LDS1130302 | £217.56 | LDS1130452 | £242.72 | LDS1138382 | £236.80 |
| | 3 | LDS1130303 | £244.20 | LDS1130453 | £269.36 | LDS1138383 | £257.52 |
| | 4 | LDS1130304 | £253.08 | LDS1130454 | £294.52 | LDS1138384 | £291.56 |
| H.1380 | 1 | LDS1330301 | £176.12 | LDS1330451 | £205.72 | LDS1338381 | £211.64 |
| | 2 | LDS1330302 | £216.08 | LDS1330452 | £241.24 | LDS1338382 | £233.84 |
| | 3 | LDS1330303 | £242.72 | LDS1330453 | £267.88 | LDS1338383 | £256.04 |
| | 4 | LDS1330304 | £251.60 | LDS1330454 | £291.56 | LDS1338384 | £288.60 |



Colour Options

Please add corresponding letters to the end of the code.

| | | | | | | | | |
|---------------------------|----------------------------|--------------------------|--------------------------|----------------------------|--------------------------|-----------------------------------|-----------------------------|---------------------------|
| SL Sublime Lime | PP Pitahaya Pink | BB Berry Burst | LB Lagoon Blue | TR Tamarillo Red | GG Guava Green | CP Chilli Pepper Orange | TO Tangelo Orange | LI Summer Lilac |
|---------------------------|----------------------------|--------------------------|--------------------------|----------------------------|--------------------------|-----------------------------------|-----------------------------|---------------------------|



Executive Locker Panels


Fascia Options



Pearl White



Kashmir



Sand Beige

End Panel Options

Hacienda
BlackNoce Marino
Walnut (Gloss)

Our range of Executive Lockers combine high-quality design with attractive door fascias and end panels. The locker design has a premium feel and would fit into any high-end executive office, reception area or foyer. The range of lockers can be nested together to form a variety of combinations.

- Fitted with standard mastered cam locks with 2,000 differs.
- A wide range of doors and end panels available.
- Steel body for maximum strength and durability.
- Lockers are pre-drilled for nesting.
- Fitted with soft-close hinges.
- Minimum order quantity of 8 lockers.

Executive Lockers - Dimensions/Codes

| Size | Compartments | Pearl White | Price | Kashmir | Price | Sand Beige | Price |
|--------------------|--------------|--------------|---------|--------------|---------|--------------|---------|
| H.1800 W.300 D.450 | 1 | LEX1830451PW | £375.92 | LEX1830451KA | £375.92 | LEX1830451SB | £375.92 |
| | 2 | LEX1830452PW | £405.52 | LEX1830452KA | £405.52 | LEX1830452SB | £405.52 |
| | 3 | LEX1830453PW | £445.48 | LEX1830453KA | £445.48 | LEX1830453SB | £445.48 |
| | 4 | LEX1830454PW | £488.40 | LEX1830454KA | £488.40 | LEX1830454SB | £488.40 |
| H.1800 W.380 D.380 | 1 | LEX1838381PW | £432.16 | LEX1838381KA | £432.16 | LEX1838381SB | £432.16 |
| | 2 | LEX1838382PW | £469.16 | LEX1838382KA | £469.16 | LEX1838382SB | £469.16 |
| | 3 | LEX1838383PW | £523.92 | LEX1838383KA | £523.92 | LEX1838383SB | £523.92 |
| | 4 | LEX1838384PW | £563.88 | LEX1838384KA | £563.88 | LEX1838384SB | £563.88 |

End Panels - Dimensions/Codes

| Description | To Fit | Hacienda Black | Price | Noce Marino Walnut (Gloss) | Price |
|-------------|--------------------|----------------|---------|----------------------------|---------|
| End Panel | H.1800 W.380 D.380 | LEX1838EPHBX | £233.84 | LEX1838EPMWX | £279.72 |
| | H.1800 W.300 D.450 | LEX1845EPHBX | £257.52 | LEX1845EPMWX | £309.32 |

Discover the perfect blend of style and function with our modern office lockers, designed for a wide range of storage needs. Available in sleek black or white finishes, these lockers not only enhance your workspace aesthetic but also offer top-notch security with options for cam locks or advanced digital keypad locks.

- 2,3,4,5 and 6 door lockers fitted with galvanised security shelf to prevent access to the compartment below.
- Fitted with either a standard mastered cam lock with 2,000 differs or digital keypad.
- Carcass and doors fully painted in either Black or White.
- Strengthened and ventilated doors with rubber buffers.
- Also available in W380 x D380mm and W450 x D450mm configurations. Please speak to sales for further information.

£155 FROM **.76**

NEW
PRODUCT

Colour Options

Please add corresponding letters to the end of the code.

A

W

Office Lockers - Dimensions/Codes


| Lock Type | Cam Lock | | | | Digital Keypad Lock | | | |
|-----------|--------------------|---------|--------------------|---------|---------------------|---------|--------------------|---------|
| Comps | H.1800 W.300 D.300 | Price | H.1800 W.300 D.450 | Price | H.1800 W.300 D.300 | Price | H.1800 W.300 D.450 | Price |
| 1 | LOF1830301*X | £155.76 | LOF1830451*X | £177.31 | LOF1830301*D | £197.26 | LOF1830451*D | £218.81 |
| 2 | LOF1830302*X | £185.93 | LOF1830452*X | £204.61 | LOF1830302*D | £268.93 | LOF1830452*D | £287.61 |
| 3 | LOF1830303*X | £206.05 | LOF1830453*X | £224.73 | LOF1830303*D | £330.55 | LOF1830453*D | £349.23 |
| 4 | LOF1830304*X | £211.80 | LOF1830454*X | £241.97 | LOF1830304*D | £377.80 | LOF1830454*D | £407.97 |
| 5 | LOF1830305*X | £233.35 | LOF1830455*X | £257.78 | LOF1830305*D | £440.85 | LOF1830455*D | £465.28 |
| 6 | LOF1830306*X | £254.90 | LOF1830456*X | £273.58 | LOF1830306*D | £503.90 | LOF1830456*D | £522.58 |

Smart Lockers


Enhance your workspace by upgrading to our premium smart lockers, featuring two cutting-edge smart lock options designed for the modern office.

Key Card Lock - Experience the convenience of a contactless digital lock that lets you effortlessly secure and access your locker with a simple key card. **Echo Smart Lock** - Unlock and lock with just the tap of a smartphone - no keys, no batteries and no maintenance.

Our Smart Lockers require the use of a simple app and subscription. Please speak to sales for further details and pricing.



Echo Smart Lock



Key Card Lock



NEW
PRODUCT

Workbenches

Euroslide

Cupboards

Lockers

Workstations

Cycle Parking

Smoking Shelters

Trucks & Trolleys

Canteen Furniture

Pallets

Barriers




£350.76 FROM

Dark Oak Door Lockers with End Panel



Dark, Light and Medium Oak Doors



Timber Door with Pattern

The Timber Door Locker range provides maximum strength and durability, featuring a robust powder-coated steel frame with timber-effect doors. These lockers are perfect for public spaces, leisure facilities, and office environments.

- End panels available for that final touch.
- Pre-drilled for nesting.
- Plain or patterned doors in Light, Medium or Dark Oak finish.

- Fitted with standard mastered cam locks with 2,000 differs.
- Single-tier lockers fitted with top shelf and coat hook.
- Two-tier lockers fitted with coat hook in each compartment.
- Steel body for maximum strength and durability.
- Fitted with soft-close hinges.
- Minimum order quantity of 8 lockers.

Colour Options

Please add corresponding letters to the end of the code.

DXX

Dark Oak
Plain

2XX

Dark Oak
Patterned

PXX

Medium Oak
Plain

MXX

Medium Oak
Patterned

3XX

Light Oak
Plain

1XX

Light Oak
Patterned

UXX

Beech
Plain

HXX

Beech
Patterned

Timber Door Lockers - H.1800 W.300 D.450

| Compartments | Code | Price |
|--------------|-----------|---------|
| 1 | LT1830451 | £350.76 |
| 2 | LT1830452 | £378.88 |
| 3 | LT1830453 | £418.84 |
| 4 | LT1830454 | £457.32 |
| End Panel | LT1845EPZ | £241.24 |

Timber Door Lockers - H.1800 W.380 D.380

| Compartments | Code | Price |
|--------------|-----------|---------|
| 1 | LT1838381 | £404.04 |
| 2 | LT1838382 | £439.56 |
| 3 | LT1838383 | £491.36 |
| 4 | LT1838384 | £528.36 |
| End Panel | LT1838EPZ | £219.04 |

MFC Door

Combining the strength of steel with the robust durability of cost-effective MFC. Featuring plant-on doors that cover the face of the carcass, offering a more attractive option than traditional inset doors.

- Available with Light Grey or Dust Grey plant-on doors, or upgrade to a premium colour - POA.
- Fitted with standard mastered cam locks with 2,000 differs.
- Available in two sizes and four door configurations.
- 1,2,3 and 4 door lockers fitted with a security shelf to prevent unauthorised access to the compartment below.
- Minimum order quantity of 8 lockers.

Colour Options

Please add corresponding letters to the end of the code.

LGX

DGX

Light Grey

Dust Grey

Premium Colours

Our premium colour door options are available on POA.

CGX

BGX

GBX

ICX

MAX

OWX

Congo

Basalt Grey

Gentian Blue


Icy White

Mountain Ash

Okapi Walnut

£252.80 FROM

NEW PRODUCT



| MFC Plant-On Door Lockers H.1800 W.300 | | | | |
|--|--------------|---------|--------------|---------|
| Comps | 300mm depth | Price | 450mm depth | Price |
| 1 | LPM1830301*X | £252.80 | LPM1830451*X | £272.80 |
| 2 | LPM1830302*X | £356.97 | LPM1830452*X | £376.97 |
| 3 | LPM1830303*X | £416.80 | LPM1830453*X | £436.80 |
| 4 | LPM1830304*X | £535.37 | LPM1830454*X | £555.37 |
| End Panel | LME18301X | £POA | LME18451X | £POA |

Above prices for standard colour doors, premium colours are POA

Laminate Door

Our premium Plant-On Door Locker is fitted with a hard-wearing laminate door for unmatched versatility. Available in a wide range of stylish colours that enhance any environment.

- Fitted with standard mastered cam locks with 2,000 differs.
- Available in two sizes and four door configurations.
- 1,2,3 and 4 door lockers fitted with a security shelf to prevent unauthorised access to the compartment below.
- Steel carcass powder coated in standard light grey.
- Minimum order quantity of 8 lockers.

| Laminate Plant-On Door Lockers H.1800 W.300 | | | | |
|---|--------------|---------|--------------|---------|
| Comps | 300mm depth | Price | 450mm depth | Price |
| 1 | LPL1830301*X | £425.42 | LPL1830451*X | £445.42 |
| 2 | LPL1830302*X | £502.04 | LPL1830452*X | £522.04 |
| 3 | LPL1830303*X | £606.93 | LPL1830453*X | £626.93 |
| 4 | LPL1830304*X | £700.53 | LPL1830454*X | £720.53 |
| End Panel | LPE18301X | £POA | LPE18451X | £POA |

£425.42 FROM

Colour Options

Please add corresponding letters to the end of the code.

| | | | | | | | | | | |
|-----------|------------|------------|---------------|-----|--------------|-----------------|---------------|------------|------------|-----------|
| CAX | QXX | LGX | GGX | OXX | SRX | SYX | VGX | CLX | WXX | GGX |
| Campanula | Aquamarine | Light Grey | Graphite Grey | Oak | Spectrum Red | Spectrum Yellow | Vibrant Green | Clementine | Pure White | Jet Black |

Our premium Laminate Door Lockers provide exceptional quality without the high price tag. The door is designed to fit perfectly within the frame and opens 180 degrees for easy access. Made from durable laminate, these doors are highly resistant to dents, scratches, and rust. They are perfect for high-traffic environments such as schools and colleges, where lockers are frequently used.

- Please check laminate colour availability with sales prior to ordering.
- Fitted with standard mastered cam locks with 2,000 differs.
- 2, 3, 4 and 6 door lockers fitted with security shelf to prevent unauthorised access to the compartment below.
- End panels also available.
- Pre-drilled for nesting.
- Steel carcass powder coated in our standard Light Grey.
- Minimum order quantity of 8 lockers.



Laminate Door Lockers

| Comps | H.1800 W.300 D.300mm | Price | H.1800 W.300 D.450mm | Price |
|-----------|----------------------|---------|----------------------|---------|
| 1 | LU1830301 | £279.72 | LU1830451 | £291.56 |
| 2 | LU1830302 | £325.60 | LU1830452 | £338.92 |
| 3 | LU1830303 | £371.48 | LU1830453 | £386.28 |
| 4 | LU1830304 | £417.36 | LU1830454 | £433.64 |
| 6 | LU1830306 | £473.60 | LU1830456 | £492.84 |
| End Panel | LVEP18301 | £235.32 | LVEP18451 | £330.04 |



Laminate Splash Lockers

Our robust Laminate Splash Lockers are highly resistant to dents and scratches and will not rust making them perfect for placing in wet areas such as leisure centres and changing rooms.

- Pre-galvanised steel carcass.
- Fitted with moisture resistant cam locks.
- Two sizes and four door configurations.
- Minimum order quantity of 8 lockers.

£294.52 FROM

Laminate Splash Lockers

| Comps | H.1800 W.300 D.300mm | Price | H.1800 W.300 D.450mm | Price |
|-----------|----------------------|---------|----------------------|---------|
| 1 | LZ1830301 | £294.52 | LZ1830451 | £309.32 |
| 2 | LZ1830302 | £350.76 | LZ1830452 | £364.08 |
| 3 | LZ1830303 | £405.52 | LZ1830453 | £421.80 |
| 4 | LZ1830304 | £461.76 | LZ1830454 | £478.04 |
| 6 | LZ1830306 | £504.68 | LZ1830456 | £523.92 |
| End Panel | LVEP18301 | £235.32 | LVEP18451 | £330.04 |

Colour Options

Available for both Laminate and Laminate Splash Lockers. Please add corresponding letters to the end of the code.

| | | | | | | | | |
|-------------------------|--------------------------|--------------------------|-----------------------------|-------------------|----------------------------|-------------------------------|-----------------------------|--------------------------|
| CAX Campanula | QXX Aquamarine | LGX Light Grey | GGX Graphite Grey | OXX Oak | SRX Spectrum Red | SYX Spectrum Yellow | VGX Vibrant Green | CLX Clementine |
|-------------------------|--------------------------|--------------------------|-----------------------------|-------------------|----------------------------|-------------------------------|-----------------------------|--------------------------|



These lockers are manufactured from pre-coated galvanised steel for damp environments or where frequent washing down is required.

- Strengthened and ventilated doors with rubber buffers.
- Single-tier lockers fitted with top shelf and coat hook.
- Two-tier lockers fitted with coat hook in each compartment.
- Powder coated with Germ Guard Active Technology anti-bacterial paint.

- Hinges are 75mm deep. This offers greater quality and durability.
- Ideal for changing rooms, saunas and food preparation plants.
- 2, 3 and 4 door lockers fitted with security shelf to prevent unauthorised access to the compartment below.
- Moisture-resistant cam locks are fitted as standard for superior lock durability in moist environments.
- Lateral security beam enhances the security of the product.

Colour Options

Please add corresponding letters to the end of the code.



Steel Splash Lockers - H.1800 W.300 D.300

| Compartments | Code | Price |
|--------------|-----------|---------|
| 1 | LW1830301 | £201.28 |
| 2 | LW1830302 | £230.88 |
| 3 | LW1830303 | £260.48 |
| 4 | LW1830304 | £290.08 |

Steel Splash Lockers - H.1800 W.300 D.450

| Compartments | Code | Price |
|--------------|-----------|---------|
| 1 | LW1830451 | £213.12 |
| 2 | LW1830452 | £241.24 |
| 3 | LW1830453 | £275.28 |
| 4 | LW1830454 | £306.36 |

Workbenches

Euroslide

Cupboards

Lockers

Workstations

Cycle Parking

Smoking Shelters

Trucks & Trolleys

Canteen Furniture

Pallets

Barriers



£158.36 FROM



Our perforated door lockers are designed for situations where efficient ventilation and maximum visibility, combined with security, are essential.

- 2, 3, 4, 5 and 6 door lockers fitted with security shelf to prevent unauthorised access to the compartment below.
- Fitted with standard mastered cam locks with 2,000 differs.

- Single-tier lockers fitted with top shelf and coat hook.
- Two-tier lockers fitted with coat hook in each compartment.
- Strengthened and ventilated doors with rubber buffers.
- Powder coated with Germ Guard Active Technology paint.
- Reaction to Fire Classification EN 13501-1.
- Minimum order quantity of 8 lockers.

Colour Options

Please add corresponding letters to the end of the code.



Perforated Door Lockers - H.1800 W.300 D.300

| Compartments | Code | Price |
|--------------|--------------|---------|
| 1 | LS1830301*PX | £158.36 |
| 2 | LS1830302*PX | £190.92 |
| 3 | LS1830303*PX | £201.28 |
| 4 | LS1830304*PX | £232.36 |
| 5 | LS1830305*PX | £242.72 |
| 6 | LS1830306*PX | £254.56 |

Perforated Door Lockers - H.1800 W.380 D.380

| Compartments | Code | Price |
|--------------|--------------|---------|
| 1 | LS1838381*PX | £183.52 |
| 2 | LS1838382*PX | £190.92 |
| 3 | LS1838383*PX | £211.64 |
| 4 | LS1838384*PX | £229.40 |
| 5 | LS1838385*PX | £247.16 |
| 6 | LS1838386*PX | £266.40 |

Perforated Door Lockers - H.1800 W.300 D.450

| Compartments | Code | Price |
|--------------|--------------|---------|
| 1 | LS1830451*PX | £185.00 |
| 2 | LS1830452*PX | £196.84 |
| 3 | LS1830453*PX | £216.08 |
| 4 | LS1830454*PX | £261.96 |
| 5 | LS1830455*PX | £275.28 |
| 6 | LS1830456*PX | £290.08 |

Perforated Door Lockers - H.1800 W.450 D.450

| Compartments | Code | Price |
|--------------|--------------|---------|
| 1 | LS1845451*PX | £214.60 |
| 2 | LS1845452*PX | £241.24 |
| 3 | LS1845453*PX | £250.12 |
| 4 | LS1845454*PX | £266.40 |
| 5 | LS1845455*PX | £276.76 |
| 6 | LS1845456*PX | £287.12 |



1800.450.450 Steel Door Option Shown

This attractive and highly durable locker is perfect for areas where space is limited. Each compartment is designed to comfortably hold a coat on the built-in hook, and there is also ample space for storing small personal items.

- Doors are available in steel or high-quality laminate for extra durability.
- Fitted with standard mastered cam locks, with 2,000 differs.
- Choice of 300mm or 450mm widths.
- Powder coated with Germ Guard Active Technology Anti-Bacterial paint.
- Reaction to Fire Classification EN 13501-1 (on steel door lockers only).
- Minimum order quantity of 8 lockers.

Laminate Door Colour Options

Please add corresponding letters to the end of the code.



Steel Door Colour Options



Z-Door Lockers - Dimensions/Codes

| Size H.W.D | Door | Code | Price |
|--------------|----------|-----------|---------|
| 1800.300.450 | Steel | LZD183045 | £421.80 |
| 1800.450.450 | Steel | LZD184545 | £463.24 |
| 1800.300.450 | Laminate | LZU183045 | £596.44 |
| 1800.450.450 | Laminate | LZU184545 | £648.24 |



1800.300.450 Laminate Door Option Shown



1800.300.450 Steel Door Option Shown

Workbenches

Euroslide

Cupboards

Lockers

Workstations

Cycle Parking

Smoking Shelters

Trucks & Trolleys

Canteen Furniture

Pallets

Barriers

Cube Lockers

£76.96 FROM

Cube Lockers provide secure, space-saving storage for personal items in offices, call centres, and schools where space is limited.

- Fitted with standard mastered cam locks with 2,000 differs.
- Ventilated locker doors.
- Rubber door buffers.
- Powder coated with Germ Guard Active Technology paint.
- Pre-drilled for nesting or wall mounting.
- Available with an extra shelf - this is suitable for the 450x450x450 Cube Locker.
- Reaction to Fire Classification EN13501-1.
- Dark Blue & Light Grey door colours available on 5-Day Delivery.



5 DAY
DELIVERY

Cube Lockers - Dimensions/Codes

| Size H.W.D. | Code | Price |
|-------------|------------------|---------------|
| 300.300.300 | UG303030Z | £76.96 |
| 380.380.380 | UG383838Z | £90.28 |
| 450.450.450 | UG464646Z | £97.68 |

Internal Shelf - Galvanised - 450.450.450 Cube Locker

| Size H.W.D. | Code | Price |
|-------------|--------------|---------------|
| 170.450.450 | UGES4646ZLXX | £41.44 |

Colour Options

Please add corresponding letters to the end of the code.



Perspex Door Lockers

Perspex Door Lockers offer secure storage for personal belongings while allowing visibility of the contents. They are perfect for staff rooms in retail outlets, venues, public areas, or any location where it is necessary to see the stored items.

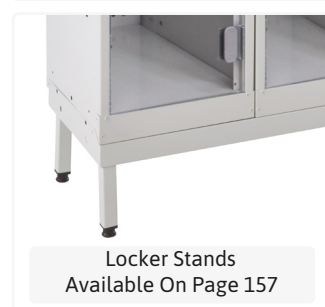
- Choice of 300mm or 450mm depths available.
- Fitted with security shelf to prevent unauthorised access to compartment below.
- Fitted with standard mastered cam locks with 2,000 differs.
- Two-tier lockers fitted with coat hook in each compartment.
- Quality clear perspex door - shaded perspex options available, please call our sales team for details.
- Carcass powder coated with Germ Guard Active Technology anti-bacterial paint.

Perspex Door Lockers

| Compartments | H.1800 W.300 D.300 | Price | H. 1800 W.300 D. 450 | Price |
|--------------|--------------------|----------------|----------------------|----------------|
| 2 | LP1830302CXX | £324.12 | LP1830452CXX | £337.44 |
| 3 | LP1830303CXX | £355.20 | LP1830453CXX | £370.00 |
| 4 | LP1830304CXX | £386.28 | LP1830454CXX | £404.04 |
| 6 | LP1830306CXX | £449.92 | LP1830456CXX | £469.16 |



£324.12 FROM





Our range of Stainless Steel Lockers are designed and manufactured for hygienic areas such as catering, industrial, construction and healthcare environments. These are available in 1,2,3,4 and 6 compartment sizes with the choice of either 300mm and 450mm depths.

- High-quality 304 stainless steel units that will not rust or tarnish easily.
- Each compartment is fitted with an adjustable stainless

steel security shelf to prevent unauthorised access to the compartment below.

- Choice of 300mm and 450mm depths.
- Fitted with standard, mastered cam locks with 2,000 differs.
- Strengthened doors.
- Single-tier lockers fitted with top shelf and coat hook.
- Pre-drilled for nesting.

Locker Sloping Tops

Locker Sloping Tops discourage the placement of unwanted articles on top of the locker unit.

| Size W.D | Code | Price: |
|----------|--------------|---------------|
| 300.300 | L2SLT3030SSX | £43.93 |
| 300.450 | L2SLT3045SSX | £61.89 |

Locker Stands

Stands raise the locker height by 150mm, helping to promote hygiene levels by allowing access to floor for cleaning.

| Configuration (To Fit) | Size H.W.D | Code | Price: |
|------------------------|--------------|--------------|----------------|
| 1 Locker | 150.300.300 | L2ST153030SS | £53.35 |
| 2 Lockers | 150.600.300 | L2ST156030SS | £84.83 |
| 3 Lockers | 150.900.300 | L2ST159030SS | £116.31 |
| 4 Lockers | 150.1200.300 | L2ST151230SS | £147.79 |
| 1 Locker | 150.300.450 | L2ST153045SS | £59.64 |
| 2 Lockers | 150.600.450 | L2ST156045SS | £116.31 |
| 3 Lockers | 150.900.450 | L2ST159045SS | £147.79 |
| 4 Lockers | 150.1200.450 | L2ST151245SS | £210.76 |

£649 FROM **.59**

Stainless Steel Lockers - H.1800 W.300 D.450

| Compartments | Code | Price |
|--------------|--------------|------------------|
| 1 | LSS1830451SX | £674.69 |
| 2 | LSS1830452SX | £726.78 |
| 3 | LSS1830453SX | £806.70 |
| 4 | LSS1830454SX | £892.07 |
| 6 | LSS1830456SX | £1,123.80 |

Stainless Steel Lockers - H.1800 W.300 D.300

| Compartments | Code | Price |
|--------------|--------------|------------------|
| 1 | LSS1830301SX | £649.59 |
| 2 | LSS1830302SX | £701.58 |
| 3 | LSS1830303SX | £772.37 |
| 4 | LSS1830304SX | £857.73 |
| 6 | LSS1830306SX | £1,017.82 |

Workbenches

Euroslide

Cupboards

Lockers

Workstations

Cycle Parking

Smoking Shelters

Trucks & Trolleys

Canteen Furniture

Pallets

Barriers

Workbenches

Euroslide

Cupboards

Lockers

Workstations

Cycle Parking

Smoking Shelters

Trucks & Trolleys

Canteen Furniture

Pallets

Barriers



5-7 DAY DELIVERY

FIRE GUARD
TESTED & CERTIFIED
EN 13501-1

£145.04 FROM

Our PPE Locker range enables employees to safely store their personal protective equipment within the workplace. PPE Lockers allow employers to comply with regulations regarding the safe storage of protective equipment. These lockers are powder-coated blue and clearly marked with PPE labels.

- Fitted with standard mastered cam locks with 2,000 differs.
- Single-tier lockers fitted with top shelf and coat hook.

- Two-tier lockers fitted with top shelf and coat hook.
- Strengthened doors with rubber buffers.
- Supplied with PPE labels for identification.
- Reaction to Fire Classification EN 13501-1.
- Powder coated with Germ Guard Active Technology paint with Dark Blue doors.

PPE Lockers - H.1800 W.300 D.300

| Compartments | Code | Price |
|--------------|---------------------|----------------|
| 1 | LP1830301BXX | £145.04 |
| 2 | LP1830302BXX | £182.04 |
| 3 | LP1830303BXX | £208.68 |
| 4 | LP1830304BXX | £222.00 |
| 6 | LP1830306BXX | £278.24 |

PPE Lockers - H.1800 W.300 D.450

| Compartments | Code | Price |
|--------------|---------------------|----------------|
| 1 | LP1830451BXX | £167.24 |
| 2 | LP1830452BXX | £202.76 |
| 3 | LP1830453BXX | £227.92 |
| 4 | LP1830454BXX | £253.08 |
| 6 | LP1830456BXX | £298.96 |



Duo Lockers



Twin Lockers



Staff Lockers



Clean & Dirty Lockers



£227.92 FROM **BEST SELLER**

These Multi-Compartment Lockers provide alternatives to the usual locker formats. Clean & Dirty Lockers offer two compartments with a top shelf for the storage of clean and dirty workwear. Twin Lockers provide full-length storage for hanging clothing from an internal fitted hook. Staff Lockers contain integral fitted shelves for the storage of small items, along with a full-length compartment for hanging a coat. Duo Lockers are made up of multiple compartments with separate lockable compartments for shared access.

- All lockers are 1800mm high.
- Strengthened and ventilated doors with rubber buffers.
- Powder coated with Germ Guard Active Technology paint.
- Available in our range of standard colours.
- Reaction to Fire Classification EN 13501-1.

To accommodate a motorcycle helmet in the top compartment of the Clean & Dirty Locker, the following must be ordered: **LG184545H**. This model has a lower top shelf than shown.

Colour Options

Please add corresponding letters to the end of the code.



Clean and Dirty Lockers - Dimensions/Codes

| Description | Width | Depth | Code | Price |
|-----------------------------|-------|-------|-----------|---------|
| Top Shelf & Central Divider | 450 | 450 | LG184545G | £227.92 |

Staff Lockers - Dimensions/Codes

| Description | Width | Depth | Code | Price |
|-------------|-------|-------|-----------|---------|
| 3 Shelves | 450 | 450 | LG184545S | £257.52 |

Duo Lockers - Dimensions/Codes

| Description | Width | Depth | Code | Price |
|--------------------|-------|-------|-----------|---------|
| 2 Full Width Tiers | 450 | 300 | LG184530D | £263.44 |
| & 2 Slim Tiers | 450 | 450 | LG184545D | £296.00 |

Twin Lockers - Dimensions/Codes

| Description | Width | Depth | Code | Price |
|---------------------|-------|-------|-----------|---------|
| 2 Full Height Tiers | 600 | 450 | LG186045T | £282.68 |

Workbenches

Euroslide

Cupboards

Lockers

Workstations

Cycle Parking

Smoking Shelters

Trucks & Trolleys

Canteen Furniture

Pallets

Barriers



Ambulance Service Locker



Police Service Locker



Fire Service Locker

Sloping top versions shown, also available with flat tops.

£274.75 FROM

These extra-wide Emergency Service Lockers are specifically designed to securely store a large amount of equipment. They are available with a choice of solid or perforated doors.

- Extra-wide size with double doors offering premium storage space, 1800mm in height.
- Fitted with 3-point locking mechanism for extra security.
- Choice of standard or sloping top and three internal

configurations as shown below.

- Available in two sizes - H1800mm x W600mm x D450mm and H1800mm x W600mm x D600mm.
- Powder coated with Germ Guard Active Technology paint.
- Reaction to Fire Classification EN 13501-1.
- Other colours available - please speak to sales.



Solid or perforated doors

Colour Options

RED

BLUE

GREEN



2-compartment with coat rail



1 compartment with 3 shelves



2 comp with coat rail and lower shelf

Combi Seat/Storage & Stands



Upgrade your Emergency Service Locker with convenient extra storage consisting of a seat, stand and lockable under bench box. Choose from either solid or perforated doors and Oak slat or MFC bench seat options.

Combi Storage - Dimensions/Codes

| Door Type | Bench Seat Option | H.W.D | Code | Price: |
|------------|-------------------|-------------|--------------|----------------|
| Solid | Oak | 450.600.450 | L2SE45604OS* | £387.71 |
| Solid | MFC | 450.600.450 | L2SE45604MS* | £258.34 |
| Perforated | Oak | 450.600.450 | L2SE45604OP* | £411.63 |
| Perforated | MFC | 450.600.450 | L2SE45604MP* | £279.14 |



Fire Service Lockers - Solid Door - Dimensions/Codes

| Description | Size H.W.D | Code | Price |
|---------------------------------|--------------|--------------|----------------|
| 2-comp w/ coat rail | 1800.600.450 | LFR186045RS2 | £274.75 |
| 2-comp w/ coat rail | 1800.600.600 | LFR186060RS2 | £363.74 |
| 1-comp w/ 3 shelves | 1800.600.450 | LFR186045RS1 | £300.56 |
| 1-comp w/ 3 shelves | 1800.600.600 | LFR186060RS1 | £359.81 |
| 2-comp w/ coat rail/lower shelf | 1800.600.450 | LFR186045RSC | £283.35 |
| 2-comp w/ coat rail/lower shelf | 1800.600.600 | LFR186060RSC | £355.01 |

Police Service Lockers - Solid Door - Dimensions/Codes

| Description | Size H.W.D | Code | Price |
|---------------------------------|--------------|--------------|----------------|
| 2-comp w/ coat rail | 1800.600.450 | LPO186045BS2 | £274.75 |
| 2-comp w/ coat rail | 1800.600.600 | LPO186060BS2 | £363.74 |
| 1-comp w/ 3 shelves | 1800.600.450 | LPO186045BS1 | £300.56 |
| 1-comp w/ 3 shelves | 1800.600.600 | LPO186060BS1 | £359.81 |
| 2-comp w/ coat rail/lower shelf | 1800.600.450 | LPO186045BSC | £283.35 |
| 2-comp w/ coat rail/lower shelf | 1800.600.600 | LPO186060BSC | £355.01 |

Ambulance Service Lockers - Solid Door - Dimensions/Codes

| Description | Size H.W.D | Code | Price |
|---------------------------------|--------------|--------------|----------------|
| 2-comp w/ coat rail | 1800.600.450 | LAM186045GS2 | £274.75 |
| 2-comp w/ coat rail | 1800.600.600 | LAM186060GS2 | £363.74 |
| 1-comp w/ 3 shelves | 1800.600.450 | LAM186045GS1 | £300.56 |
| 1-comp w/ 3 shelves | 1800.600.600 | LAM186060GS1 | £359.81 |
| 2-comp w/ coat rail/lower shelf | 1800.600.450 | LAM186045GSC | £283.35 |
| 2-comp w/ coat rail/lower shelf | 1800.600.600 | LAM186060GSC | £355.01 |

Fire Service Lockers - Perforated Door - Dimensions/Codes

| Description | Size H.W.D | Code | Price |
|---------------------------------|--------------|--------------|----------------|
| 2-comp w/ coat rail | 1800.600.450 | LFR186045RP2 | £295.55 |
| 2-comp w/ coat rail | 1800.600.600 | LFR186060RP2 | £384.54 |
| 1-comp w/ 3 shelves | 1800.600.450 | LFR186045RP1 | £321.36 |
| 1-comp w/ 3 shelves | 1800.600.600 | LFR186060RP1 | £380.61 |
| 2-comp w/ coat rail/lower shelf | 1800.600.450 | LFR186045RPC | £304.15 |
| 2-comp w/ coat rail/lower shelf | 1800.600.600 | LFR186060RPC | £375.81 |

Police Service Lockers - Perforated Door - Dimensions/Codes

| Description | Size H.W.D | Code | Price |
|---------------------------------|--------------|--------------|----------------|
| 2-comp w/ coat rail | 1800.600.450 | LPO186045BP2 | £295.55 |
| 2-comp w/ coat rail | 1800.600.600 | LPO186060BP2 | £384.54 |
| 1-comp w/ 3 shelves | 1800.600.450 | LPO186045BP1 | £321.36 |
| 1-comp w/ 3 shelves | 1800.600.600 | LPO186060BP1 | £380.61 |
| 2-comp w/ coat rail/lower shelf | 1800.600.450 | LPO186045BPC | £304.15 |
| 2-comp w/ coat rail/lower shelf | 1800.600.600 | LPO186060BPC | £375.81 |

Ambulance Service Lockers - Perforated Door - Dimensions/Codes

| Description | Size H.W.D | Code | Price |
|---------------------------------|--------------|--------------|----------------|
| 2-comp w/ coat rail | 1800.600.450 | LAM186045GP2 | £295.55 |
| 2-comp w/ coat rail | 1800.600.600 | LAM186060GP2 | £384.54 |
| 1-comp w/ 3 shelves | 1800.600.450 | LAM186045GP1 | £321.36 |
| 1-comp w/ 3 shelves | 1800.600.600 | LAM186060GP1 | £380.61 |
| 2-comp w/ coat rail/lower shelf | 1800.600.450 | LAM186045GPC | £304.15 |
| 2-comp w/ coat rail/lower shelf | 1800.600.600 | LAM186060GPC | £375.81 |

Locker Stands

Stands raise the locker height by 150mm, helping to promote hygiene levels by allowing access to floor for cleaning.



| Configuration (To Fit) | Size H.W.D | Code | Price: |
|------------------------|--------------|--------------|---------------|
| 1 Locker | 150.600.450 | L2ST156045LX | £32.56 |
| 2 Lockers | 150.1200.450 | L2ST151246LX | £50.32 |
| 3 Lockers | 150.1800.450 | L2ST151845LX | £74.00 |
| 1 Locker | 150.600.600 | L2ST156060LX | £39.99 |
| 2 Lockers | 150.1200.600 | L2ST151260LX | £66.60 |
| 3 Lockers | 150.1800.600 | L2ST151860LX | £79.20 |

Locker Sloping Tops

Locker Sloping Tops discourage the placement of unwanted articles on top of the locker unit.



| Size W.D | Code | Price: |
|----------|--------------|---------------|
| 600.450 | L2SLT6045LXX | £25.44 |
| 600.600 | L2SLT6060LXX | £29.01 |

Padlock Lockers

Padlock Lockers are designed for users to securely store their belongings using their own padlock. This feature is particularly useful in public spaces such as leisure centres, gyms, and schools. The lockers are powder-coated in a selection of standard colours and have strengthened doors. Each door panel is vented and equipped with rubber buffers. Additionally, they are fitted with a hasp and staple to accommodate padlocks.

- Single-tier lockers fitted with top shelf and coat hook.
- Two-tier lockers fitted with coat hook in each compartment.
- Strengthened and ventilated doors with rubber buffers.
- Powder coated with Germ Guard Active Technology paint.
- Minimum order quantity of 8 lockers.



£148.00 FROM

Padlock Lockers - Dimensions/Codes

| Comps | H.1800 W.300 D.300 | Price | H.1800 W.300 D.450 | Price | H.1800 W.380 D.380 | Price | H.1800 W.450 D.450 | Price |
|-------|--------------------------|----------------|--------------------------|----------------|--------------------------|----------------|--------------------------|----------------|
| 1 | LPD1830301 | £148.00 | LPD1830451 | £171.68 | LPD1838381 | £177.60 | LPD1845451 | £192.40 |
| 2 | LPD1830302 | £189.44 | LPD1830452 | £208.68 | LPD1838382 | £204.24 | LPD1845452 | £226.44 |
| 3 | LPD1830303 | £219.04 | LPD1830453 | £238.28 | LPD1838383 | £229.40 | LPD1845453 | £264.92 |
| 4 | LPD1830304 | £233.84 | LPD1830454 | £266.40 | LPD1838384 | £263.44 | LPD1845454 | £300.44 |
| 6 | LPD1830306 | £288.60 | LPD1830456 | £309.32 | LPD1838386 | £310.80 | LPD1845456 | £319.68 |



Secure Lockers



£198.32 FROM

Secure Lockers - Dimensions/Codes

| Comps | H.1800 W.300 D.300 | Price | H.1800 W.300 D.450 | Price | H.1800 W.380 D.380 | Price | H.1800 W.450 D.450 | Price |
|-------|--------------------------|----------------|--------------------------|----------------|--------------------------|----------------|--------------------------|----------------|
| 1 | LSC1830301 | £198.32 | LSC1830451 | £226.44 | LSC1838381 | £232.36 | LSC1845451 | £251.60 |
| 2 | LSC1830302 | £220.52 | LSC1830452 | £244.20 | LSC1838382 | £238.28 | LSC1845452 | £264.92 |
| 3 | LSC1830303 | £257.52 | LSC1830453 | £281.20 | LSC1838383 | £269.36 | LSC1845453 | £312.28 |

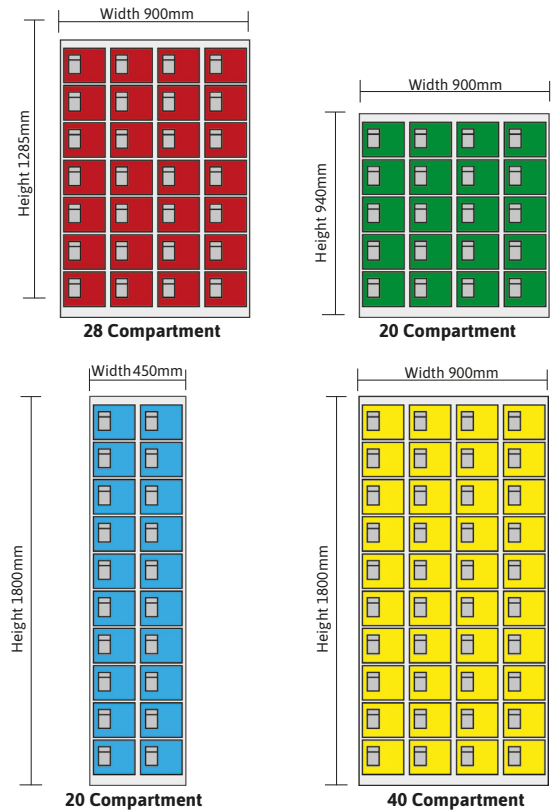
Secure Lockers feature a high-security 3-point locking mechanism, making them ideal for storing valuable items in offices, industrial workplaces, schools and public buildings. The locker doors come in a variety of standard colours and include door strengtheners, vents, and rubber buffers for added functionality.

- Fitted with 3-point locking mechanism for extra security.
- Single-tier lockers fitted with top shelf and coat hook.
- Two-tier lockers fitted with coat hook in each compartment.
- Strengthened and ventilated doors with rubber buffers.
- Powder coated with Germ Guard Active Technology paint.
- Minimum order quantity of 8 lockers.

Colour Options

Please add corresponding letters to the end of the code.





Our floor-standing and wall-mounted Personal Effects Lockers provide secure storage for small items such as mobile phones, wallets, and keys. These lockers offer employees a reliable storage solution for valuable belongings.

- Fitted with standard mastered cam locks with 2,000 differs.
- Available as floor-standing and wall-mounted in various compartment sizes.
- Compartment entry aperture: H.150mm x W.163mm x D.360mm.
- Dark Blue & Light Grey door colours available on 5-Day Delivery.
- Powder coated with Germ Guard Active Technology paint.
- Pre-drilled for nesting.
- Reaction to Fire Classification EN 13501-1.
- Fitted with a security shelf to prevent unauthorised access to the compartment below.


Floor-Standing Personal Effects Lockers - Dimensions/Codes

| Size H.W.D. | Compartments | Code | Price |
|--------------|--------------|-----------|---------|
| 1285.900.380 | 28 | LR129038H | £700.04 |
| 940.900.380 | 20 | LR909038Y | £492.84 |
| 1800.450.380 | 20 | LR184538Y | £492.84 |
| 1800.900.380 | 40 | LR189038F | £948.67 |

Wall-Mounted Personal Effects Lockers

Colour Options

Please add corresponding letters to the end of the code.



Wall-Mounted Personal Effects Lockers - Dimensions/Codes

| Size H.W.D. | Compartments | Code | Price |
|--------------|--------------|--------------|---------|
| 940.450.190 | 10 | LR944519W*XX | £193.14 |
| 940.900.190 | 20 | LR949019W*XX | £297.22 |
| 940.1130.190 | 25 | LR941119W*XX | £362.68 |

Workbenches

Euroslide

Cupboards

Lockers

Workstations

Cycle Parking

Smoking Shelters

Trucks & Trolleys

Canteen Furniture

Pallets

Barriers



The Garment Locker range enables work clothing to be issued when clean and exchanged when dirty. Clothing compartments can be accessed individually or collectively using the master door.

- Fitted with standard mastered cam locks with 2,000 differs.
- Powder-coated internal shelves.
- Ideal for use with Garment Disposal Lockers.

- The Garment series is recommended for ironed garments.
- Doors fitted with rubber buffers to prevent scratching.
- Pre-drilled for nesting.
- Powder coated with Germ Guard Active Technology paint.
- Reaction to Fire Classification EN 13501-1.
- Garment Disposal option available with letter box opening.
- Other door colours available - minimum order quantity of 8.

Colour Options

Please add corresponding letters to the end of the code.



Garment Lockers - Dimensions/Codes

| Size H. W. D. | Compartments | Code | Price |
|---------------|--------------|-----------|---------|
| 1800.380.450 | 5 | LF1838455 | £344.84 |
| | 10 | LF183845N | £421.80 |
| | 12 | LF183845W | £458.80 |
| | 15 | LF183845Q | £503.20 |
| | 20 | LF183845Y | £584.60 |
| 1800.450.380 | 5 | LF1845385 | £344.84 |
| | 10 | LF184538N | £421.80 |
| | 12 | LF184538W | £458.80 |
| | 15 | LF184538Q | £503.20 |

Garment Disposal Lockers - Dimensions/Codes

| Size H. W. D. | Code | Price |
|---------------|-----------|---------|
| 1800.380.450 | LL1838451 | £316.72 |
| 1800.450.450 | LL1845451 | £331.52 |



As the use of laptops and tablets grows in businesses and schools, this line of device storage products offers affordable, lockable storage for laptops, tablets, and accessories.

- High-quality, cost-effective storage.
- Choose from a single door or individual compartments.
- A range of compartment options available from 8 to 15 tiers.
- Powder coated with Germ Guard Active Technology paint.
- Pre-drilled for nesting.

Colour Options

Please add corresponding letters to the end of the code.



Laptop & Tablet Storage Lockers - Dimensions/Codes

| H.W.D. | Configuration | Code | Price |
|--------------|---------------------------|-----------|---------|
| 1000.500.500 | 8 Compartments, 8 Doors | L71050508 | £492.84 |
| | 8 Compartments, 1 Door | L71050501 | £395.16 |
| 1460.500.500 | 12 Compartments, 12 Doors | L7145050W | £562.40 |
| | 12 Compartments, 1 Door | L71450501 | £449.92 |

Laptop & Tablet Storage Lockers - Dimensions/Codes

| H.W.D. | Configuration | Code | Price |
|--------------|---------------------------|-----------|---------|
| 1800.450.450 | 10 Compartments, 10 Doors | L7184545N | £547.60 |
| 1800.380.450 | 15 Compartments, 15 Doors | L7183845Q | £615.68 |
| | 15 Compartments, 1 Door | L71838451 | £494.32 |



Workbenches

Euroslide

Cupboards

Lockers

Workstations

Cycle Parking



Smoking Shelters

Trucks & Trolleys

Canteen Furniture

Pallets

Barriers


BEST SELLER
£772.56 FROM

This range of charging lockers is designed to provide secure charging facilities for laptops and tablets. This product is CE tested and meets EU safety requirements.

- Each compartment is equipped with a 3-pin plug socket to permit charging using each laptop's own main lead.
- Ventilated compartments for heat dissipations.

- Compartment aperture (H x W x D) 100mm x 375mm x 470mm.
- Whole unit is powered by a simple kettle lead (supplied), plugged into the mains.
- Powder coated with Germ Guard Active Technology paint.
- Fitted with piano hinges to provide durability and extra security.


Colour Options

Please add corresponding letters to the end of the code.



Laptop & Tablet Charging Lockers - Dimensions/Codes

| H.W.D. | Configuration | Code | Price |
|--------------|---------------------------|-------------|-----------|
| 1000.500.500 | 8 Compartments, 8 Doors | L7C10505088 | £822.88 |
| | 8 Compartments, 1 Door | L7C10505081 | £772.56 |
| 1460.500.500 | 12 Compartments, 12 Doors | L7C145050WW | £1,077.43 |
| | 12 Compartments, 1 Door | L7C145050W1 | £1,022.67 |



Our Laptop and Tablet Charging Trolleys provide a secure way to store and charge devices while allowing for easy movement between rooms. They are equipped with high-quality braked castors for smooth mobility. This product is CE tested and complies with EU safety requirements.

- Ventilated compartments for heat dissipation.
- Each compartment is equipped with a 3-pin plug socket to

permit charging using each laptop/tablet's own mains lead.

- Whole unit powered by a simple kettle lead plugged into the mains (supplied).
- Compartment aperture size (H x W x D) 100mm x 375mm x 465mm.
- Narrow aisle trolleys are just 525mm wide to allow easy loading and unloading between rows of desks.

Laptop & Tablet Storage Trolley - Dimensions/Codes

| H.W.D. | Configuration | Code | Price |
|---------------|--------------------------|-------------|-----------|
| 1200.1040.660 | 16 Compartments, 2 Doors | L7M121066X2 | £1,627.99 |

Narrow Aisle Laptop & Tablet Storage Trolleys - Dimensions/Codes

| H.W.D. | Configuration | Code | Price |
|---------------|--------------------------|-------------|-----------|
| 1200.525.670 | 8 Compartments, 2 Doors | L7M12526782 | £908.71 |
| 1200.525.1220 | 16 Compartments, 4 Doors | L7M125212X4 | £1,627.99 |

Colour Options

Please add corresponding letters to the end of the code.



Workbenches

Euroslide

Cupboards

Lockers

Workstations

Cycle Parking

Smoking Shelters

Trucks & Trolleys

Canteen Furniture


Pallets

Barriers

Phone Charging



£634.84 FROM



Solid Door Option



Perspex Door Option

Dual USB Phone Charging Lockers - Dimensions/Codes

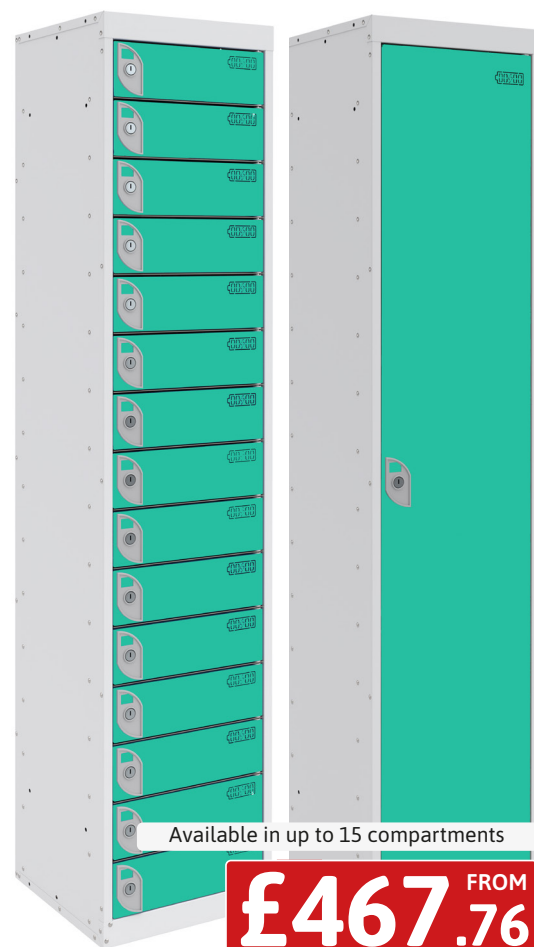
| Size H.W.D. | Door Type | Configuration | Code | Price |
|--------------|-----------|-------------------|---------------|------------------|
| 1800.450.380 | Solid | 10 Comp, 20 Doors | LRC184538YS* | £1,140.96 |
| 940.900.380 | Solid | 5 Comp, 20 Doors | LRC909038YS* | £1,140.96 |
| 940.450.380 | Solid | 5 Comp, 10 Doors | LRC904538YS* | £634.84 |
| 1800.450.380 | Perspex | 10 Comp, 20 Doors | LRC184538YPX* | £1,255.81 |
| 940.900.380 | Perspex | 5 Comp, 20 Doors | LRC909038YPX* | £1,255.81 |
| 940.450.380 | Perspex | 5 Comp, 10 Doors | LRC904538YPX* | £692.47 |

This range of charging lockers offers secure charging for tablets, laptops, and mobile phones, equipped with a 3-pin plug socket and a USB-C port.

- Each compartment is equipped with a 3-pin plug socket to allow charging using each device's own mains lead.
- Each compartment is equipped with a USB-C port.
- Unit is powered by a simple kettle lead (supplied) plugged into the mains.
- Fitted with piano hinges to provide durability and extra security.
- Dual USB Phone Charging Lockers are available with either solid doors for security or perspex doors for greater visibility.

Dual USB Laptop & Tablet Charging Lockers - Dimensions/Codes

| H.W.D. | Configuration | Code | Price |
|--------------|---------------------------|-------------|----------------|
| 1800.380.380 | 8 Compartments, 8 Doors | LDU1838388W | £523.76 |
| 1800.380.380 | 8 Compartments, 1 Door | LDU1838388I | £467.76 |
| 1800.380.380 | 10 Compartments, 10 Doors | LDU1838381W | £598.92 |
| 1800.380.380 | 10 Compartments, 1 Door | LDU18383810 | £525.49 |
| 1800.380.380 | 15 Compartments, 15 Doors | LDU1838385W | £784.92 |
| 1800.380.380 | 15 Compartments, 1 Door | LDU18383815 | £669.83 |



Available in up to 15 compartments

£467.76 FROM

Colour Options

Please add corresponding letters to the end of the code.

| | | | | | | | | |
|--------------------------|---------------------------|-------------------------|-------------------------|---------------------------|-------------------------|----------------------------------|----------------------------|--------------------------|
| S Sublime Lime | P Pitahaya Pink | B Berry Burst | L Lagoon Blue | T Tamarillo Red | G Guava Green | C Chilli Pepper Orange | O Tangelo Orange | I Summer Lilac |
|--------------------------|---------------------------|-------------------------|-------------------------|---------------------------|-------------------------|----------------------------------|----------------------------|--------------------------|



Our Tool Charging Lockers are designed for the secure charging of batteries and power tools. They come in various design options to suit your needs, including perforated and solid door styles, along with a selection of lock types. This product has been CE tested and meets all EU safety requirements.

- 4, 5, 6, and 8 door lockers fitted with galvanised security shelf to prevent any unauthorised access to the compartment below.
- Fitted with standard, mastered cam locks with 2,000 differs.
- Strengthened and ventilated doors with rubber buffers.
- Powder coated with Germ Guard Active Technology paint.
- Supplied with rust resisting galvanised shelves.
- Available with either perforated doors or solid doors.



Also available with solid doors

Perforated Door Tool Charging Lockers

| External H.W.D. | Internal H.W.D. | Compartments | Standard Plug | Price | RCD Plug | Price |
|-----------------|-----------------|--------------|---------------|------------------|--------------|------------------|
| 1800.300.450 | 450.300.390 | 4 | BL1830454*PX | £609.76 | BR1830454*PX | £852.48 |
| 1800.300.450 | 360.300.390 | 5 | BL1830455*PX | £716.32 | BR1830455*PX | £1,021.19 |
| 1800.300.450 | 260.300.390 | 6 | BL1830456*PX | £805.12 | BR1830456*PX | £1,169.19 |
| 1800.300.450 | 190.300.390 | 8 | BL1830458*PX | £966.43 | BR1830458*PX | £1,451.87 |
| 1800.450.450 | 450.395.360 | 4 | BL1845454*PX | £692.64 | BR1845454*PX | £936.83 |
| 1800.450.450 | 360.395.360 | 5 | BL1845455*PX | £816.96 | BR1845455*PX | £1,120.35 |
| 1800.450.450 | 260.395.360 | 6 | BL1845456*PX | £917.59 | BR1845456*PX | £1,283.15 |
| 1800.450.450 | 190.395.360 | 8 | BL1845458*PX | £1,101.11 | BR1845458*PX | £1,586.55 |

Solid Door Tool Charging Lockers

| External H.W.D. | Internal H.W.D. | Compartments | Standard Plug | Price | RCD Plug | Price |
|-----------------|-----------------|--------------|---------------|------------------|--------------|------------------|
| 1800.300.450 | 450.300.390 | 4 | BL1830454*SX | £609.76 | BR1830454*SX | £852.48 |
| 1800.300.450 | 360.300.390 | 5 | BL1830455*SX | £716.32 | BR1830455*SX | £1,021.19 |
| 1800.300.450 | 260.300.390 | 6 | BL1830456*SX | £805.12 | BR1830456*SX | £1,169.19 |
| 1800.300.450 | 190.300.390 | 8 | BL1830458*SX | £966.43 | BR1830458*SX | £1,451.87 |
| 1800.450.450 | 450.395.360 | 4 | BL1845454*SX | £692.64 | BR1845454*SX | £936.83 |
| 1800.450.450 | 360.395.360 | 5 | BL1845455*SX | £816.96 | BR1845455*SX | £1,120.35 |
| 1800.450.450 | 260.395.360 | 6 | BL1845456*SX | £917.59 | BR1845456*SX | £1,283.15 |
| 1800.450.450 | 190.395.360 | 8 | BL1845458*SX | £1,101.11 | BR1845458*SX | £1,586.55 |

Colour Options

Please add corresponding letters to the end of the code.



Workbenches

Euroslide

Cupboards

Lockers

Workstations

Cycle Parking

Smoking Shelters

Trucks & Trolleys

Canteen Furniture

Pallets

Barriers

£290 FROM **.08**



Designed for use in offices, flats, schools, colleges and hospitals for central mail and internal post systems.

- Fitted with standard mastered cam locks with 2,000 differs.
- Each compartment has its own posting slot.
- Powder coated with Germ Guard Active Technology paint.
- Pre-drilled for nesting.
- Reaction to Fire Classification EN 13501-1.
- Other colours available, with a minimum order quantity of 8.

100 Series - Post Box Lockers

| Size H.W.D. | Configuration | Code | Price |
|--------------|-----------------------|-----------|----------------|
| 1325.230.255 | 10 Boxes - 15mm Slots | LX132325N | £386.28 |
| 1075.230.255 | 8 Boxes - 15mm Slots | LX1023258 | £356.68 |

140 Series - Post Box Lockers

| Size H.W.D. | Configuration | Code | Price |
|--------------|-----------------------|-----------|----------------|
| 1725.300.380 | 10 Boxes - 25mm Slots | LX173038N | £436.60 |
| 1230.300.380 | 7 Boxes - 25mm Slots | LX1230387 | £371.48 |

240 Series - Post Box Lockers

| Size H.W.D. | Configuration | Code | Price |
|--------------|----------------------|-----------|----------------|
| 1665.300.380 | 6 Boxes - 40mm Slots | LX1630386 | £371.48 |
| 870.300.380 | 3 Boxes - 40mm Slots | LX8730383 | £290.08 |

Colour Options

Please add corresponding letters to the end of the code.



Island Benches

- Available as single or double-sided.
- Optional under-seat basket.
- Durable solid oak slatted seat.
- Supplied with aluminium coat hooks or captive coat hangers.
- Available in a range of designs to suit your needs.
- Option to have with shoe storage which has a capacity of 10 or 20 pairs of shoes.

Island Benches - Single-Sided

| Size H. W. D. | Hanger Options | Code | Price |
|---------------|------------------|-----------|----------------|
| 1630.1500.300 | 5 Hooks | FCCRSI05F | £611.24 |
| | 5 Hooks & Basket | FCCRSI05B | £705.96 |
| 1830.1500.300 | 10 Hangers | FCCRSI10F | £680.80 |



£386 FROM **.28**

Island Bench With Clothes Rail & Shoe Storage



Island Benches - with Clothes Rail and Shoe Storage

| Size H. W. D. | Description | Hanger Options | Code | Price |
|---------------|--------------|----------------|-----------|------------------|
| 1830.1500.300 | Single Sided | 10 Hangers | FCCRSI10B | £772.56 |
| 1830.1500.600 | Double Sided | 20 Hangers | FCCRDO20B | £1,092.23 |

Single/Double-Sided Island Bench



Island Benches - Double-Sided

| Size H. W. D. | Hanger Options | Code | Price |
|---------------|-------------------|-----------|----------------|
| 1630.1500.600 | 10 Hooks | FCCRDO10F | £754.80 |
| | 10 Hooks & Basket | FCCRDO10B | £944.23 |
| 1830.1500.600 | 20 Hangers | FCCRDO20F | £895.39 |

Workbenches

Euroside

Cupboards

Lockers

Workstations

Cycle Parking

Smoking Shelters

Trucks & Trolleys

Canteen Furniture

Pallets

Barriers

Wall-Mounted Hanging Garment Rail



- Durable rail with solid oak slats.
- Ideal when larger units are impractical.
- Supplied with 12 captive coat hangers.
- Wall fixings not supplied.
- Powder-coated Dark Grey frame.

Wall-Mounted - Hanging Garment Rail

| Size H. W. D. | Code | Price |
|---------------|-----------|---------|
| 315.1500.300 | FCHANGRLX | £424.76 |

Wall-Mounted Bench



- Durable bench with solid oak slats.
- Provides a practical solution where floor space is at a premium.
- Wall fixings not supplied.
- Powder-coated Dark Grey frame.

Wall-Mounted - Bench

| Size W. D. | Code | Price |
|------------|-----------|---------|
| 1500.300 | FCWMTBENX | £386.28 |

Single Bench Seat With Shoe Storage



- Single-depth unit.
- Supplied with shoe storage with capacity for 12 pairs of shoes.
- Powder-coated Dark Grey frame.

Single-Depth Bench - Shoe Storage

| Size H. W. D. | Description | Code | Price |
|---------------|--------------|-----------|---------|
| 450.1500.300 | Single Depth | FCBENSS3B | £528.36 |

Double Bench Seat With Shoe Storage



- Double-depth unit.
- Supplied with shoe storage with capacity for 24 pairs of shoes.
- Powder-coated Dark Grey frame.

Double-Depth Bench - Shoe Storage

| Size H. W. D. | Description | Code | Price |
|---------------|--------------|-----------|---------|
| 450.1500.600 | Double Depth | FCBENDS6B | £825.84 |

Single-Depth Bench - Standard



- Single-depth unit.
- Powder-coated Dark Grey frame.

Single-Depth Bench - Standard

| Size H. W. D. | Option | Code | Price |
|---------------|----------------|-----------|---------|
| 450.1500.300 | Standard Bench | FCBENSS3F | £418.84 |

Single-Depth Bench & Under Seat Tray



- Single-depth unit.
- Powder-coated Dark Grey frame.

Single-Depth Bench - Under Seat Tray

| Size H. W. D. | Option | Code | Price |
|---------------|-------------------------|-----------|---------|
| 450.1500.300 | Bench & Under Seat Tray | FCBENSS3T | £448.44 |

Double-Depth - Standard Bench



- Optional under-seat shoe storage available.
- Durable solid oak slatted seat.

Double-Depth - Standard Bench

| Size H. W. D. | Option | Code | Price |
|---------------|----------------|-----------|---------|
| 450.1500.600 | Standard Bench | FCBENDS6F | £516.52 |

Double-Depth Bench & Under Seat Tray



- Optional under-seat shoe storage available.
- Durable solid oak slatted seat.

Double-Depth - Bench & Under-Seat Tray

| Size H. W. D. | Option | Code | Price |
|---------------|-------------------------|-----------|---------|
| 450.1500.600 | Bench & Under-Seat Tray | FCBENDS6T | £663.04 |

Wall-Mounted Coat Rails - 6 Hooks



- Durable solid oak coat rail.
- Fitted with 6 double aluminium hooks.
- Supplied with key hole fixing plate.

Wall-Mounted Coat Rails - 6 Hooks

| Width | Hooks | Code | Price |
|-------|-------|-----------|--------|
| 1200 | 6 | FCHKRL12X | £97.68 |

Wall-Mounted Coat Rails - 8 Hooks



- Durable solid oak coat rail.
- Fitted with 8 double aluminium hooks.
- Supplied with key hole fixing plate.

Wall-Mounted Coat Rails - 8 Hooks

| Width | Hooks | Code | Price |
|-------|-------|-----------|---------|
| 1800 | 8 | FCHKRL18X | £113.96 |

School Wall-Mounted Coat Rails - 6 Hooks



- Durable solid oak coat rail.
- Fitted with 6 durable plastic coloured double hooks.
- Supplied with key hole fixing plate.

School Wall-Mounted Coat Rails - 6 Hooks

| Width | Hooks | Code | Price |
|-------|-------|--------------|---------|
| 1200 | 6 | FCJNRL12XXXX | £112.48 |

School Wall-Mounted Coat Rails - 8 Hooks



- Durable solid oak coat rail.
- Fitted with 8 durable plastic coloured double hooks.
- Supplied with key hole fixing plate.

School Wall-Mounted Coat Rails - 8 Hooks

| Width | Hooks | Code | Price |
|-------|-------|--------------|---------|
| 1800 | 8 | FCJNRL8XXXXX | £131.72 |

Workbenches

Euroslide

Cupboards

Lockers

Workstations

Cycle Parking

Smoking Shelters

Trucks & Trolleys

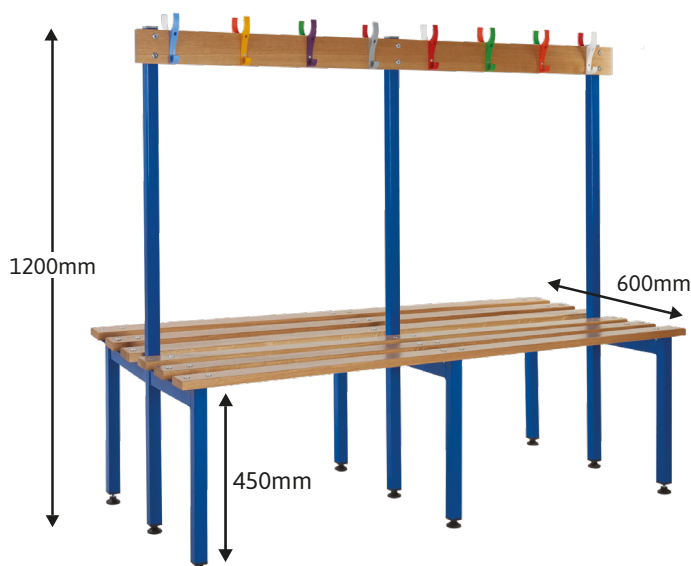

Canteen Furniture

Pallets

Barriers



£411.44 FROM



Our School Cloakroom Benches offer any primary school or nursery a fully-welded robust bench with an overall height of 1200mm. This range comes in either a single or double-depth bench with heavy-duty colourful plastic coat hooks, and hard-wearing 20mm solid oak slats providing durability throughout the bench.

- Fully-welded robust frames.
- Durable, hard-wearing 20mm solid oak slats.
- Bright and bold heavy-duty plastic hooks in a mix of colours.
- Powder-coated framework in a range of vibrant colours with Germ Guard Active Technology anti-bacterial paint.
- Adjustable feet for easy levelling.

School Single-Depth Island Bench - Overall Height 1200mm / Seat Height 450mm

| Size L. W. D. | Hooks | Code | Price |
|---------------|-------|-------------|----------------|
| 1200.1000.300 | 5 | FCJUN121030 | £411.44 |
| 1200.1500.300 | 8 | FCJUN121530 | £469.16 |
| 1200.2000.300 | 12 | FCJUN122030 | £621.60 |

School Double-Depth Island Bench - Overall Height 1200mm / Seat Height 450mm

| Size H. W. D. | Hooks | Code | Price |
|---------------|-------|-------------|------------------|
| 1200.1000.600 | 10 | FCJUN121060 | £626.04 |
| 1200.1500.600 | 16 | FCJUN121560 | £787.36 |
| 1200.2000.600 | 24 | FCJUN122060 | £1,059.67 |

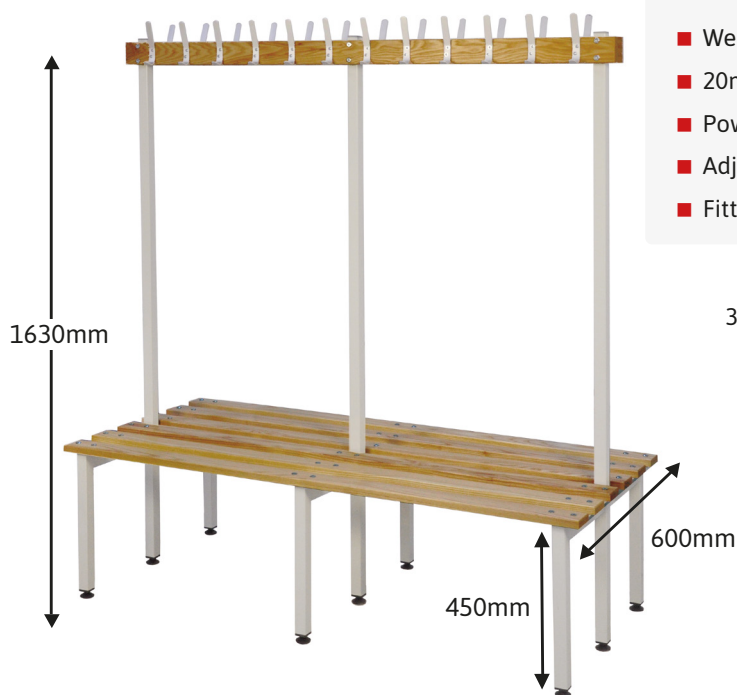
Colour Options

Please add corresponding letters to the end of the code.





Island Benches



A robust and economic range of Cloakroom Furniture, with solid oak slats. Powder coated in colours to match or contrast your locker doors.

- Welded frames.
- 20mm solid oak slats.
- Powder coated with Germ Guard Active Technology paint.
- Adjustable feet for easy levelling.
- Fitted with aluminium hooks.



Bench Seating - Seat Height 450mm

| Size H. W. D. | Single Unit | Price | Size H. W. D. | Double Unit | Price |
|---------------|-------------|----------------|---------------|-------------|----------------|
| 450.1000.300 | FBSFP103045 | £196.84 | 450.1000.600 | FBDFF106045 | £341.88 |
| 450.1500.300 | FBSFP153045 | £239.76 | 450.1500.600 | FBDFF156045 | £435.12 |
| 450.2000.300 | FBSFP203045 | £375.92 | 450.2000.600 | FBDFF206045 | £593.48 |

Island Benches - Overall Height 1630mm / Seat Height 450mm

| Size H. W. D. | Hooks | Single Unit | Price | Size H. W. D. | Hooks | Double Unit | Price |
|---------------|-------|-------------|----------------|---------------|-------|-------------|----------------|
| 1630.1000.300 | 5 | FCSFP103045 | £372.96 | 1630.1000.600 | 10 | FCDFF106045 | £541.68 |
| 1630.1500.300 | 8 | FCSFP153045 | £412.92 | 1630.1500.600 | 16 | FCDFF156045 | £680.80 |
| 1630.2000.300 | 12 | FCSFP203045 | £541.68 | 1630.2000.600 | 24 | FCDFF206045 | £905.75 |

Colour Options

Please add corresponding letters to the end of the code.



Workbenches

Euroside

Cupboards

Lockers

Workstations

Cycle Parking

Smoking Shelters


Trucks & Trolleys

Canteen Furniture

Pallets

Barriers

We offer a variety of lock options to meet the specific needs of our locker products. Please keep in mind that not all locks are compatible with every locker design. If you have any questions about the compatibility of these lock options, our sales department is here to help.



Lock Options

| | Lock Type | Code | Price |
|---|-----------------------------|--------------|--------|
| A | QMP Mechanical Combination | L2COMLKA2800 | POA |
| B | Digital Keypad | L2ELECOMBLCK | POA |
| C | Combination Padlock | L2UPROGCOMLK | £25.16 |
| D | Cam Lock with 2 Keys | L2CAMLCKZZXX | £8.88 |
| E | Swivel Latch | L2LATCHLOCKX | £8.88 |
| F | Moisture Resistant Cam Lock | L2CAMLCKWET | POA |
| G | Dual Pound Coin Return Lock | L2COINRT1XXX | £47.36 |
| H | Dual Pound Coin Retain Lock | L2CNRETAIN1X | POA |

Locker Sloping Tops

Keep staff rooms and locker rooms neat and tidy by upgrading your lockers with a sloping top.

- Locker sloping tops discourage the placement of unwanted articles on top of the locker unit.
- Powder coated Light Grey with Germ Guard Active Technology paint.
- Standard sloping top or galvanised sloping tops available, ideal for areas with high levels of moisture such as shower rooms or areas where regular cleaning is required.
- Sloping tops can be specified at time of order or retro fitted later.

Please Note: A rivet gun is required to install sloping tops.



Locker Sloping Tops - Dimensions/Codes

| Height | To Fit | Powder Coated | Price | Galvanised & Powder Coated | Price |
|--------|---------------|---------------|---------------|----------------------------|---------------|
| 150 | W. 300 D. 300 | L2SLT3030LXX | £13.32 | L2SLT3030LGV | £13.32 |
| | W. 300 D. 450 | L2SLT3045LXX | £14.80 | L2SLT3045LGV | £16.28 |
| | W. 380 D. 380 | L2SLT3838LXX | £16.28 | L2SLT3838LGV | £16.28 |
| | W. 450 D. 450 | L2SLT4545LXX | £19.24 | L2SLT4545LGV | £20.72 |

Locker Stands

Locker stands raise the height of locker nests by 150mm.

- Locker stands promote cleanliness and hygiene levels by allowing access to floor for cleaning.
- Fitted with adjustable feet making them ideal for nesting lockers on uneven floors.
- Up to 6 sizes available to suit your locker room configuration.
- Powder coated Light Grey with Germ Guard Active Technology paint.
- Standard or Splash Locker Stands available, ideal for areas with high levels of moisture such as shower rooms or areas where regular cleaning is required.



Locker Stands

| To Suit | Configuration (To Fit) | H.W.D | Code | Price: |
|---------|------------------------|--------------|--------------|---------------|
| 300.300 | 1 Locker | 150.300.300 | L2ST153030LX | £26.64 |
| | 2 Lockers | 150.600.300 | L2ST156030LX | £32.56 |
| | 3 Lockers | 150.900.300 | L2ST159030LX | £39.96 |
| | 4 Lockers | 150.1200.300 | L2ST151230LX | £50.32 |
| | 5 Lockers | 150.1500.300 | L2ST151530LX | £66.60 |
| | 6 Lockers | 150.1800.300 | L2ST151830LX | £74.00 |
| 300.450 | 1 Locker | 150.300.450 | L2ST153045LX | £26.64 |
| | 2 Lockers | 150.600.450 | L2ST156045LX | £32.56 |
| | 3 Lockers | 150.900.450 | L2ST159045LX | £39.96 |
| | 4 Lockers | 150.1200.450 | L2ST151245LX | £50.32 |
| | 5 Lockers | 150.1500.450 | L2ST151545LX | £66.60 |
| | 6 Lockers | 150.1800.450 | L2ST151845LX | £74.00 |
| 380.380 | 1 Locker | 150.380.380 | L2ST153838LX | £28.12 |
| | 2 Lockers | 150.750.380 | L2ST157638LX | £35.52 |
| | 3 Lockers | 150.1140.380 | L2ST151138LX | £54.76 |
| | 4 Lockers | 150.1520.380 | L2ST151538LX | £69.56 |
| 450.450 | 1 Locker | 150.450.450 | L2ST154545LX | £31.08 |
| | 2 Lockers | 150.900.450 | L2ST159045LX | £39.96 |
| | 3 Lockers | 150.1350.450 | L2ST151345LX | £57.72 |
| | 4 Lockers | 150.1800.450 | L2ST151844LX | £75.48 |

Splash Locker Stands

| To Suit | Configuration (To Fit) | H.W.D | Code | Price: |
|---------|------------------------|--------------|--------------|---------------|
| 300.300 | 1 Locker | 150.300.300 | L2ST153030LG | £42.92 |
| | 2 Lockers | 150.600.300 | LTST156030LG | £48.84 |
| | 3 Lockers | 150.900.300 | LTST159030LG | £54.76 |
| | 4 Lockers | 150.1200.300 | LTST151230LG | £65.12 |
| | 5 Lockers | 150.1500.300 | LTST151530LG | £81.40 |
| | 6 Lockers | 150.1800.300 | LTST151830LG | £90.28 |
| 300.450 | 1 Locker | 150.300.450 | L2ST153045LG | £42.92 |
| | 2 Lockers | 150.600.450 | L2ST156045LG | £48.84 |
| | 3 Lockers | 150.900.450 | L2ST159045LG | £54.76 |
| | 4 Lockers | 150.1200.450 | L2ST151245LG | £65.12 |
| | 5 Lockers | 150.1500.450 | L2ST151545LG | £81.40 |
| | 6 Lockers | 150.1800.450 | L2ST151845LG | £90.28 |
| 380.380 | 1 Locker | 150.380.380 | L2ST153838LG | £44.40 |
| | 2 Lockers | 150.750.380 | L2ST157638LG | £51.80 |
| | 3 Lockers | 150.1140.380 | L2ST151138LG | £69.56 |
| | 4 Lockers | 150.1520.380 | L2ST151538LG | £85.84 |
| 450.450 | 1 Locker | 150.450.450 | L2ST154545LG | £47.36 |
| | 2 Lockers | 150.900.450 | L2ST159045LG | £54.76 |
| | 3 Lockers | 150.1350.450 | L2ST151345LG | £74.00 |
| | 4 Lockers | 150.1800.450 | L2ST151844LG | £76.96 |

Workbenches

Euroslide

Cupboards

Lockers

Workstations

Cycle Parking

Smoking Shelters

Trucks & Trolleys


Canteen Furniture

Pallets

Barriers



| | Type | To Fit | Powder Coated | Price |
|---|------------------|--------|---------------|--------|
| A | Coat Hook | - | L2COATHOZZXX | £4.44 |
| B | Coat Hook & Rail | - | L2COATRLZZXX | £8.88 |
| C | Vertical Divider | D. 300 | CVD/30 | £37.00 |
| | | D. 380 | CVD/38 | £45.88 |
| | | D. 450 | CVD/46 | £51.80 |



| | Type | To Fit | Code | Price |
|---|---|---------------|--------------|---------|
| D | Additional Locker Shelves | W. 300 D. 300 | L2LS30301LXX | £16.28 |
| | | W. 300 D. 450 | L2LS30451LXX | £19.24 |
| | | W. 380 D. 380 | L2LS38381LXX | £19.24 |
| | | W. 450 D. 450 | L2LS45451LXX | £23.68 |
| E | Perforated Shelf | - | PS | POA |
| F | Perforated Base | - | PB | POA |
| G | Number Plates - Self Adhesive Batch of 50 | - | LNP | £136.16 |



| | Type | 300mm | Price | 600mm | Price: | 900mm | Price | 1200mm | Price | 1500mm | Price | 1800mm | Price |
|---|-------------------------|--------------|---------|--------------|---------|--------------|---------|--------------|---------|--------------|---------|--------------|---------|
| H | Skirted Electric Heater | - | - | SLS/600 | £196.84 | SLS/900 | £210.16 | SLS/1200 | £248.64 | SLS/1500 | £293.04 | SLS/1800 | £328.56 |
| I | Combi Seat and Stand | L2SE333030LX | £87.32 | L2SE336030LX | £96.20 | L2SE339030LX | £112.48 | L2SE331230LX | £130.24 | L2SE331530LX | £201.28 | L2SE331830LX | £239.76 |
| J | Locker Seat | LSS/300 | £112.48 | LSS/600 | £128.76 | LSS/900 | £152.44 | LSS/1200 | £179.08 | LSS/1500 | £267.88 | LSS/1800 | £313.76 |

WORKSTATIONS

- 160 Team Leader Workstations
- 164 Flat & Sloping Top Workstations
- 166 Computer Workstations



Workbenches

Euroslide

Cupboards

Lockers

Workstations

Cycle Parking

Smoking Shelters

Trucks & Trolleys

Canteen Furniture

Pallets

Barriers



A range of robustly constructed Workstations designed for Team Leaders, Supervisors or Line Managers. Fully welded steel framework ideal for tough environments. The compact design recognises the pressure on factory workspace but still allows the Team Leader to have a workstation with everything they need.

- Two depths available, 460mm and 600mm.
- Full range of accessories.
- Sloping and Flat Top versions available.
- Fully welded robust frame.
- Ideal for standing at to improve health and fitness, but can be used in conjunction with an industrial stool or chair.
- Order quantities may apply, please speak to the sales team.
- 5-day delivery available on Dark Blue cupboard doors only.

Team Leader Workstation shown with Dark Blue Triple Drawer & Cupboard Unit



Team Leader Workstation - Sloping Top

| Description | Size H.W.D. | Code | Price |
|-------------|---------------|---------------------|----------------|
| Sloping Top | 1060.1000.460 | TL51010461LX | £343.93 |
| Sloping Top | 1060.1000.600 | TL51010601LX | £363.54 |

Team Leader Workstation - Flat Top

| Description | Size H.W.D. | Code | Price |
|-------------|--------------|---------------------|----------------|
| Flat Top | 920.1000.460 | TLF9210461LX | £343.93 |
| Flat Top | 920.1000.600 | TLF9210601LX | £363.54 |



5 DAY
DELIVERY



Team Leader Workstation - Single Drawer

| Description | Size H.W.D. | Code | Price |
|-------------|---------------|---------------------|----------------|
| Sloping Top | 1060.1000.460 | TLS1010462LX | £574.72 |
| Sloping Top | 1060.1000.600 | TLS1010602LX | £594.33 |
| Flat Top | 920.1000.460 | TLF9210462LX | £574.72 |
| Flat Top | 920.1000.600 | TLF9210602LX | £594.33 |

Team Leader Workstation - Two Single Drawers

| Description | Size H.W.D. | Code | Price |
|-------------|---------------|---------------------|----------------|
| Sloping Top | 1060.1000.460 | TLS1010463LX | £805.51 |
| Sloping Top | 1060.1000.600 | TLS1010603LX | £825.12 |
| Flat Top | 920.1000.460 | TLF9210463LX | £805.51 |
| Flat Top | 920.1000.600 | TLF9210603LX | £825.12 |



5 DAY
DELIVERY



Team Leader Workstation - Cupboard

| Description | Size H.W.D. | Code | Price |
|-------------|---------------|---------------------|----------------|
| Sloping Top | 1060.1000.460 | TLS1010464LX | £550.59 |
| Sloping Top | 1060.1000.600 | TLS1010604LX | £606.40 |
| Flat Top | 920.1000.460 | TLF9210464LX | £550.59 |
| Flat Top | 920.1000.600 | TLF9210604LX | £606.40 |

Team Leader Workstation - Single Drawer & Cupboard

| Description | Size H.W.D. | Code | Price |
|-------------|---------------|---------------------|----------------|
| Sloping Top | 1060.1000.460 | TLS1010465LX | £781.38 |
| Sloping Top | 1060.1000.600 | TLS1010605LX | £800.99 |
| Flat Top | 920.1000.460 | TLF9210465LX | £781.38 |
| Flat Top | 920.1000.600 | TLF9210605LX | £800.99 |

Workbenches

Euroslide

Cupboards

Lockers

Workstations

Cycle Parking

Smoking Shelters

Trucks & Trolleys

Canteen Furniture

Pallets

Barriers



5 DAY
DELIVERY



Team Leader Workstation - Triple Drawer

| Description | Size H.W.D. | Code | Price |
|-------------|---------------|---------------------|----------------|
| Sloping Top | 1060.1000.460 | TLS1010466LX | £782.89 |
| Sloping Top | 1060.1000.600 | TLS1010606LX | £800.99 |
| Flat Top | 920.1000.460 | TLF9210466LX | £782.89 |
| Flat Top | 920.1000.600 | TLF9210606LX | £800.99 |

Team Leader Workstation - Triple Drawer & Single Drawer

| Description | Size H.W.D. | Code | Price |
|-------------|---------------|---------------------|------------------|
| Sloping Top | 1060.1000.460 | TLS1010467LX | £1,013.68 |
| Sloping Top | 1060.1000.600 | TLS1010607LX | £1,033.29 |
| Flat Top | 920.1000.460 | TLF9210467LX | £1,013.68 |
| Flat Top | 920.1000.600 | TLF9210607LX | £1,033.29 |



5 DAY
DELIVERY



Team Leader Workstation - Double Cupboard

| Description | Size H.W.D. | Code | Price |
|-------------|---------------|---------------------|----------------|
| Sloping Top | 1060.1000.460 | TLS1010468LX | £692.38 |
| Sloping Top | 1060.1000.600 | TLS1010608LX | £710.48 |
| Flat Top | 920.1000.460 | TLF9210468LX | £692.38 |
| Flat Top | 920.1000.600 | TLF9210608LX | £710.48 |

Team Leader Workstation - Triple Drawer & Cupboard

| Description | Size H.W.D. | Code | Price |
|-------------|---------------|---------------------|------------------|
| Sloping Top | 1060.1000.460 | TLS1010469LX | £989.55 |
| Sloping Top | 1060.1000.600 | TLS1010609LX | £1,009.16 |
| Flat Top | 920.1000.460 | TLF9210469LX | £989.55 |
| Flat Top | 920.1000.600 | TLF9210609LX | £1,009.16 |



Our Team Leader Workstation range lets you customise your workstation with the exact accessories and colour combinations you need for your factory environment. We offer a wide selection of both above and below workstation accessories for you to choose from.

Drawer & Cupboard Options and Accessories

Single Drawer



Triple Drawer



Cupboard Unit



Double Cupboard Unit




Drawer & Cupboard Options

| Description | Size H.W.D. | Code | Price |
|----------------------|-------------|-----------|----------------|
| Single Drawer | 220.420.420 | BEDR04021 | £267.00 |
| Triple Drawer | 435.420.420 | BEDR04043 | £506.84 |
| Cupboard Unit | 435.420.420 | BECU04041 | £239.84 |
| Double Cupboard Unit | 570.850.450 | CG8557451 | £360.52 |

Drawer & Cupboards Colour Options

Please add corresponding letters to the end of the drawer/cupboard code.



Team Leader Workstations - Accessories

| Description | Code | Price |
|---|---------------|----------------|
| 760mm Rear Support Posts | BESP760SXXXX | £114.64 |
| 1180mm Rear Support Posts | BESP1180SXXXX | £138.78 |
| Upper shelf 300mm Laminate for 1000mm desk | BEUS1000PXXX | £147.83 |
| Shelf Backstop for 1000mm desk | BESB1000XLXX | £42.24 |
| Louvred back panel for 1000mm desk (Light Grey) | BELO4810IXXX | £202.13 |
| Pin Board attachment (For Louvred back panel) | BENP3037XXXX | £73.91 |
| Magnetic back panel (Light Grey) | MGBACKBDXXXX | £140.29 |
| Tool Panel (Light Grey) | BELO4810ALSH | £202.13 |

Workbenches

Euroslide

Cupboards

Lockers

Workstations

Cycle Parking

Smoking Shelters

Trucks & Trolleys

Canteen Furniture

Pallets

Barriers

Drawer & Shelf Workstation



- Supplied with 2 shelves as standard.

- Ideal for paperwork based environments including goods inwards, dispatch and assembly areas.
- Available with cupboard or open shelves.
- Fitted with lockable storage drawer and two powder-coated adjustable shelves.
- Accessories available including backboard, tool clips, extra shelves, mobile bases and ringbinder holder.
- Sloping top available for ease of use as a writing station.
- Available with various drawer options including, single drawer, double drawer and double length drawer.
- Other colours available, minimum order quantity applies.

Sloping Top Workstation - Drawer & Shelf

| Size H.W.D. | Code | Price |
|--------------|------------|----------------|
| 1100.920.450 | DW119245DS | £603.38 |

Flat Top Workstation - Drawer & Shelf

| Size H.W.D. | Code | Price |
|-------------|------------|----------------|
| 980.920.450 | DW989245DS | £564.16 |

Colour Options

Please add corresponding letters to the end of the code.



Double Drawer Workstation



- Supplied with 2 shelves as standard.

Sloping Top Workstation - Double Drawer

| Size H.W.D. | Code | Price |
|--------------|------------|----------------|
| 1100.920.450 | DW119245DD | £763.28 |

Flat Top Workstation - Double Drawer

| Size H.W.D. | Code | Price |
|-------------|------------|----------------|
| 980.920.450 | DW989245DD | £724.06 |

Single Drawer Workstation



- Supplied with 2 shelves as standard.

Sloping Top Workstation - Single Drawer

| Size H.W.D. | Code | Price |
|--------------|------------|----------------|
| 1100.920.450 | DW119245SD | £902.05 |

Flat Top Workstation - Single Drawer

| Size H.W.D. | Code | Price |
|-------------|------------|----------------|
| 980.920.450 | DW989245SD | £862.84 |

Single Width Workstation



- Supplied with 2 shelves as standard.

Open Fronted Workstation



- Supplied with 2 shelves as standard.

Sloping Top Workstation - Single Width

| Size H.W.D. | Code | Price |
|--------------|------------|----------------|
| 1100.600.450 | DW116045SW | £493.26 |

Flat Top Workstation - Single Width

| Size H.W.D. | Code | Price |
|-------------|------------|----------------|
| 980.600.450 | DW986045SW | £443.49 |

Sloping Top Workstation - Open Fronted

| Size H.W.D. | Code | Price |
|--------------|-----------|----------------|
| 1100.920.450 | DW119246X | £574.72 |

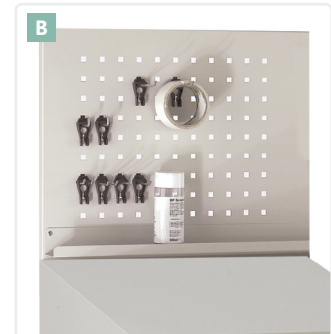

Flat Top Workstation - Open Fronted

| Size H.W.D. | Code | Price |
|-------------|-----------|----------------|
| 980.920.450 | DW989246O | £520.42 |

Workstation Accessories

Standard Workstation - Accessories

| Key | Description | Code | Price |
|-----|---------------------------------------|--------------|----------------|
| A | Backboard - Single Magnetic | DKBACKSMAGXX | £146.32 |
| B | Backboard - Single Peg Board | DKBACKSPEGXX | £181.01 |
| C | Backboard - Double Magnet & Peg | DKBACKBDXXXX | £232.30 |
| - | Tool Clip Kit (Pack Of 6) | BETCLIPSXXXX | £37.71 |
| - | Magnetic Pins (Pack Of 6) | DKMAGPINQXXX | £42.24 |
| - | Double Width Mobile Base With Castors | DKCASTORXXXX | £110.12 |
| D | Extra Shelf - Single Width | ITWFSSHELF48 | £37.71 |
| D | Extra Shelf - Double Width | ITWFDSHELF90 | £63.36 |
| E | Ring Binder Holder - Double Width | ITWRHOLDER82 | £328.84 |



Colour Options

Please add corresponding letters to the end of the code.



Workbenches

Euroslide

Cupboards

Lockers

Workstations

Cycle Parking

Smoking Shelters

Trucks & Trailers

Canteen Furniture

Pallets

Barriers



£564.16 FROM

• Supplied with 2 shelves as standard.

- Ideal for storing IT equipment in industrial workplace environments.
- Open drawer for easy access to keyboard.
- Provides security and protection for computer systems in the workplace.
- All-in-one storage for industrial computer workstations.
- Accessories available including, monitor unit, pull out shelf, internal drawer, extra shelf, sloping top and ringbinder holder.
- Other colours available, minimum order quantity applies.

Single-Width Flat Top Computer Workstations

| Description | Size H.W.D. | Code | Price |
|--------------------------|--------------|------------|----------------|
| Including Monitor Holder | 1580.600.450 | ITSM986045 | £699.92 |
| Without Monitor Holder | 980.600.450 | ITWS986045 | £564.16 |

Double-Width Flat Top Computer Workstations


| Description | Size H.W.D. | Code | Price |
|--------------------------|--------------|------------|----------------|
| Including Monitor Holder | 1580.920.450 | ITDM989245 | £902.05 |
| Without Monitor Holder | 980.920.450 | ITWD989245 | £749.70 |

Sloping Top - To Fit Workstation

| Size W.D. | Code | Price |
|-----------|--------------|---------------|
| 320.450 | ITSLOPT3245X | £66.37 |

Colour Options

Please add corresponding letters to the end of the code.




Single/Double Workstation Accessories



Drawer - Single-Width

| Size H.W.D. | Code | Price |
|-------------|------------|----------------|
| 80.420.400 | ITWDRWRS42 | £161.40 |



Fixed Shelf - Single-Width

| Size H.W.D. | Code | Price |
|-------------|--------------|---------------|
| 25.480.400 | ITWFSSHELF48 | £37.71 |



Pull Out Shelf - Single-Width

| Size H.W.D. | Code | Price |
|-------------|--------------|----------------|
| 45.420.400 | ITWPSSHELF42 | £114.64 |

Drawer - Double-Width

| Size H.W.D. | Code | Price |
|-------------|------------|----------------|
| 80.840.400 | ITWDRWRD84 | £206.66 |

Fixed Shelf - Double-Width

| Size H.W.D. | Code | Price |
|-------------|--------------|---------------|
| 25.900.400 | ITWFDSHELF90 | £63.36 |

Pull Out Shelf - Double-Width

| Size H.W.D. | Code | Price |
|-------------|--------------|----------------|
| 45.840.400 | ITWPDSHELF84 | £161.40 |

Computer Workstation - Accessories

| Description | Code | Price |
|---|--------------|----------------|
| Backboard - Single Magnetic | DKBACKSMAGXX | £146.32 |
| Backboard - Single Peg Board | DKBACKSPEGXX | £181.01 |
| Backboard - Double Magnet & Peg | DKBACKBDXXXX | £232.30 |
| Tool Clip Kit (Pack Of 6) | BETCLIPSXXXX | £37.71 |
| Magnetic Pins (Pack Of 6) | DKMAGPINQXXX | £42.24 |
| Mobile Base With Castors - To Suit Double Width Workstation | DKCASTORXXXX | £110.12 |
| Ring Binder Holder - Double Width | ITWRHOLDER82 | £328.84 |

CYCLE PARKING

168 Premier Cycle Shelters

169 Dudley Cycle Shelters

170 Kenilworth Cycle Shelters

171 Traditional Cycle Shelters

172 Compound Cycle Shelters

173 Wall Mounted Cycle Shelters

174 Traditional Cycle Racks

174 Scooter Racks

175 Sheffield Cycle Loops & Racks

176 Cost Saver Cycle Racks



Workbenches

Euroslide

Cupboards

Lockers

Workstations

Cycle Parking

Smoking Shelters

Trucks & Trolleys

Canteen Furniture

Pallets

Barriers



The Premier Cycle Shelter features a modern design that seamlessly blends into both traditional and contemporary settings, offering organised and secure bicycle storage on any site.

- Choice of perspex or powder-coated steel side & back panels.
- Adjustable feet for on-site positioning.
- Parabolts for surface mounting included. Must be bolted to 250mm thick concrete for stability.
- Comes complete with twin-level integrated bike rack for 8 bikes.
- Powder coated finish with a range of colours available.
- When ordering extension frame, please refer to colour code at bottom right of the page.
- On-site installation available - please speak to sales.



Shelter Colour Options

Please add corresponding letters to the end of the code.



Extension Colour Options

Please add corresponding letters to the end of the code.



Premier Cycle Shelter - Clear Perspex Sides

| Size H.W.D. | Code | Initial | Extension |
|----------------|-----------|-----------|-----------|
| 2320.3000.2100 | SC223021X | £4,973.32 | £4,533.19 |

Premier Cycle Shelter - Perforated Steel Sides

| Size H.W.D. | Code | Initial | Extension |
|----------------|-----------|-----------|-----------|
| 2320.3000.2100 | SC223021P | £4,478.92 | £4,156.16 |



Dudley Shelter shown with optional Sheffield Rack

The Dudley Cycle Shelter features a modern design at a competitive price. It is available with a perspex roof and optional end panels in a galvanised and powder-coated finish.


- Leg frames can either be bolted to the floor or grouted into the ground.
- Designed for use with our Sheffield Loops and Racks, please see page 175.
- Initial shelters can be linked side by side to form longer runs.
- Adjustable feet for on-site positioning.
- Supplied with a 4mm PETG perspex roof.
- Available in galvanised or galvanised and powder-coated finish.
- Optional perspex end panels available.



Sheffield Loops also available, please see Page 175

Colour Options

Please add corresponding letters to the end of the code.



Dudley Cycle Shelter - Dimensions/Codes

| Height x Depth | Width | End Panel Options | Galvanised | Price | Galvanised & Powder Coated | Price |
|----------------------------|-------|-------------------|--------------|-----------|----------------------------|-----------|
| 2230mm high 2150mm deep | 2000 | Without Perspex | SCDUD2020VXX | £2,040.67 | SCDUD2020JX | £2,303.28 |
| | 4000 | | SCDUD4020VXX | £2,449.98 | SCDUD4020JX | £2,755.13 |
| | 2000 | With Perspex | SCDUD2020VPX | £2,477.86 | SCDUD2020JP | £2,740.46 |
| | 4000 | | SCDUD4020VPX | £2,887.16 | SCDUD4020JP | £3,192.31 |

Workbenches

Euroslide

Cupboards

Lockers

Workstations

Cycle Parking

Smoking Shelters

Trucks & Trolleys

Canteen Furniture

Pallets

Barriers



Kenilworth Shelter shown with 4 optional Sheffield Loops

The Kenilworth is an attractive, curved cycle shelter, popular with schools and colleges and offers floor to roof level protection from the prevailing elements. This is a tough, robust structure with vandal resistant features.

- Powder coated finish in a range of RAL colours - also available fully galvanised.
- Leg frames can either be bolted to the floor or grouted into the ground.

- Designed for use with our Sheffield Loops and Racks, please see page 175.
- Initial shelters can be linked side by side to form longer runs.
- Supplied with a 5mm PETG perspex roof and sides.
- On site installation available - please speak to sales.

Colour Options

Please add corresponding letters to the end of the code.



Kenilworth Cycle Shelter - Dimensions/Codes

| Height x Depth | Width | Galvanised | Price | Galvanised & Powder Coated | Price |
|----------------------------|-------|--------------|-----------|----------------------------|-----------|
| 2230mm high 2150mm deep | 2000 | SCKN2020OVXX | £3,378.63 | SCKN2020OJ | £3,378.63 |
| | 3000 | SCKN3020OVXX | £3,699.91 | SCKN3020OJ | £3,699.91 |
| | 4000 | SCKN4020OVXX | £4,022.66 | SCKN4020OJ | £4,022.66 |
| | 5000 | SCKN5020OVXX | £4,343.95 | SCKN5020OJ | £4,343.95 |



Traditional shelter shown with optional Traditional Rack

If sited within 5 miles of the coast, we strongly recommend an additional weather treatment for the steel work. This is available for a modest additional charge.


The Traditional Cycle Shelter offers secure storage with a screened design, suitable for landscaped areas. Some selected shelters can also accommodate mixed parking for both bicycles and motorcycles by including bike racks in one section.

- Robust all-weather construction.
- Choice of galvanised or powder-coated sheet steel side & back panels.

- Adjustable feet for on-site positioning.
- Parabolts for surface mounting included. Must be bolted to 250mm thick concrete for stability.
- Perforated panels are supplied powder-coated in light grey as standard.
- Cycle racks sold separately, please see page 174.
- Site survey and erection service available.

Shelter Colour Options

Please add corresponding letters to the end of the code.



Extension Colour Options

Please add corresponding letters to the end of the code.



Traditional Cycle Shelter - Galvanised Sides, Open Back

| Size H.W.D. | Code | Initial | Extension |
|----------------|-----------|------------------|------------------|
| 2180.2450.1900 | SC211924G | £1,882.23 | £1,629.90 |
| 2180.2450.2500 | SC212524G | £2,043.61 | £1,723.79 |
| 2180.3060.1900 | SC211930G | £2,420.64 | £2,259.26 |
| 2180.3060.2500 | SC212530G | £2,626.03 | £2,447.05 |

Traditional Cycle Shelter - Galvanised Sides, Closed Back

| Size H.W.D. | Code | Initial | Extension |
|----------------|-----------|------------------|------------------|
| 2180.2450.1900 | SC211924K | £2,168.31 | £1,855.82 |
| 2180.2450.2500 | SC212524K | £2,298.87 | £1,951.18 |
| 2180.3060.1900 | SC211930K | £2,692.05 | £2,407.44 |
| 2180.3060.2500 | SC212530K | £2,901.83 | £2,496.93 |

Traditional Cycle Shelter - Perforated Sides, Open Back

| Size H.W.D. | Code | Initial | Extension |
|----------------|-----------|------------------|------------------|
| 2180.2450.1900 | SC211924B | £2,686.18 | £2,413.30 |
| 2180.2450.2500 | SC212524B | £2,941.44 | £2,615.76 |
| 2180.3060.1900 | SC211930B | £3,239.26 | £3,020.67 |
| 2180.3060.2500 | SC212530B | £3,611.89 | £3,315.54 |

Traditional Cycle Shelter - Perforated Sides, Closed Back

| Size H.W.D. | Code | Initial | Extension |
|----------------|-----------|------------------|------------------|
| 2180.2450.1900 | SC211924C | £3,120.43 | £2,780.07 |
| 2180.2450.2500 | SC212524C | £3,361.02 | £3,050.01 |
| 2180.3060.1900 | SC211930C | £3,713.12 | £3,443.18 |
| 2180.3060.2500 | SC212530C | £4,106.29 | £3,773.26 |



Shown with security canopy

If sited within 5 miles of the coast, we strongly recommend an additional weather treatment for the steel work. This is available for a modest additional charge.

A stylish compound with facilities to house up to 48 bikes. Fitted with a curved roof, made from UV resistant opaque polycarbonate panels and optional central canopy for extra security and weather protection.

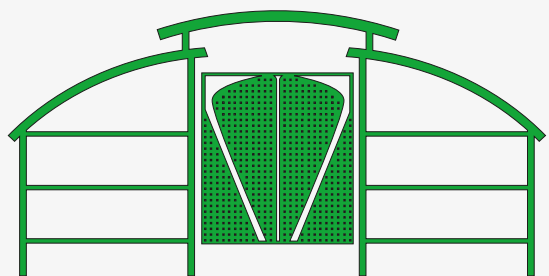
- Covered shelter for a minimum of 16 bikes - larger sizes available to accommodate numbers.
- Attractive gate with hasp to take padlock - Padlock not

provided.

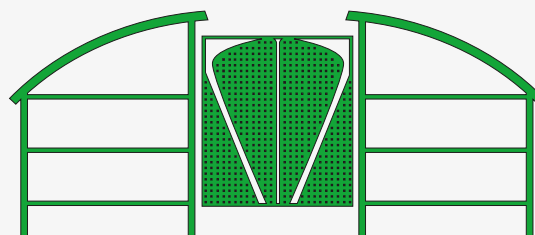
- Side panels made from tough clear perspex.
- Optional central security canopy.
- Comes complete with twin level bike racks.
- Must be bolted to 250mm thick concrete (fixings included).
- Powder coated finish with a range of colour available.
- Delivered in knock-down form.
- On-site installation available - please speak to sales.

Colour Options

Please add corresponding letters to the end of the code.



Compound with lockable gate and security canopy



Compound with lockable gate

Cycle Compound With Lockable Gate & Canopy - Dimensions/Codes

| Size H.W.D. | Stores | Code | Price |
|----------------|----------|-------------|-------------------|
| 2625.5500.3000 | 16 Bikes | SWC215530S2 | £11,715.90 |
| 2625.5500.6000 | 32 Bikes | SWC215560S4 | £18,743.09 |
| 2625.5500.9000 | 48 Bikes | SWC215590S6 | £25,346.30 |

Cycle Compound With Lockable Gate - Dimensions/Codes

| Size H.W.D. | Stores | Code | Price |
|----------------|----------|-------------|-------------------|
| 2325.5500.3000 | 16 Bikes | SWC215530G2 | £10,970.63 |
| 2325.5500.6000 | 32 Bikes | SWC215560G4 | £17,251.10 |
| 2325.5500.9000 | 48 Bikes | SWC215590G6 | £23,223.47 |



A cost-effective means of storing up to 6 bikes undercover, without the need for extensive ground works. Apart from the two front supporting legs, all parts mount to a suitable brick or stone wall.

- Robust all-weather construction.
- Comes complete with 3 Sheffield Loops for storing up to 6 bikes.
- Supplied in kit form with easy-to-follow instructions for on-site assembly and installation.
- Parabolts for front support legs included. Must be bolted to 250mm thick concrete - wall fixings not included.



Colour Options

Please add corresponding letters to the end of the code.



Wall-Mounted Cycle Shelter - For 6 Bikes

| Size H.W.D. | Code | Price |
|----------------|--------------|-----------|
| 2270.3000.1900 | SCW223019*IX | £2,102.29 |

Wall-Mounted Cycle Shelter Extension - For 6 Bikes

| Size H.W.D. | Code | Price |
|----------------|--------------|-----------|
| 2270.3000.1900 | SCW223019*IE | £1,992.26 |

A sturdy twin-level rack designed to fit in a Traditional Cycle Shelter - see page 171. Up to 8 bikes can be stored by bars that grip the bike wheels.

- Made from tubular steel.
- Simply bolts to floor.
- Fully welded - no assembly required.
- Suitable for use in a Traditional Shelter.
- Secure storage for up to 8 bikes.
- Powder-coated dark Grey.



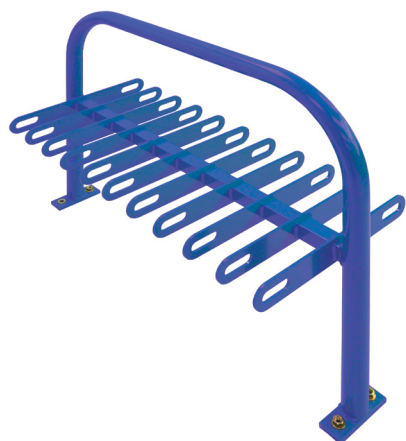
Traditional Cycle Racks - Dimensions/Codes

| Size H.W.D. | Stores | Code | Price |
|--------------|---------|--------------|----------------|
| 935.1750.600 | 6 Bikes | SRTRADCR6KXX | £412.24 |
| 935.2350.600 | 8 Bikes | SRTRADCR8KXX | £514.94 |

Scooter Racks

These stylish and robust Scooter Racks feature a simple, user-friendly design. Available in dark blue, they are especially popular in schools and public places where security is a concern.

- Powder-coated Dark Blue.
- Galvanised finish also available - please speak to sales.
- Supplied with floor bolts for concrete fixing.
- Single and double-sided option available.



Scooter Racks - Dimensions/Codes

| Size H.W. | Description | Stores | Code | Price |
|-----------|--------------|--------|--------------|----------------|
| 800.1050 | Single-Sided | 10 | SCOO18010BXX | £520.80 |
| 800.1050 | Double-Sided | 20 | SCOO28010BXX | £635.23 |



All RED product codes are available on 5-Day Delivery



Our range of Sheffield Loops are a classic design which allows the bicycle wheel and frame to be locked securely onto the stand by the user's own lock.


- Grouted loops are provided with 250mm length below ground as standard; longer lengths can be provided on request.
- Available as galvanised or galvanised and powder-coated to

any RAL colour - Non standard colours available at additional cost.

- Adult loops are 800mm high x 715mm wide.
- Junior loops are 600mm high x 715mm wide.
- Sheffield loops can be surface mounted or grouted underground.
- Order quantities may apply, please speak to sales.


Sheffield Cycle Loops - Dimensions/Codes

| Size | Mount Options | Galvanised | Price | Galvanised & Powder Coated | Price |
|--------|---------------|---------------------|----------------|----------------------------|----------------|
| Adult | Floor Mounted | SRSHL8071FVX | £104.16 | SRSHL8071FJ | £129.10 |
| | Grouted | SRSHL1071GVX | £104.16 | SRSHL1071GJ | £129.10 |
| Junior | Floor Mounted | SRSHL6071FVX | £104.16 | SRSHL6071FJ | £129.10 |
| | Grouted | SRSHL8571GVX | £104.16 | SRSHL8571GJ | £129.10 |



Colour Options

Please add corresponding letters to the end of the code.



Sheffield Cycle Racks



5 DAY DELIVERY

BEST SELLER

All RED product codes are available on 5-Day Delivery



Sheffield Racks offer secure parking for four or more bikes. They are a popular choice for use with our cycle shelters and compounds.

- Racks comprised of two or more Sheffield Loops.
- Units of five or more loops are available as galvanised only.

- Two to five loop units available as either galvanised or galvanised and powder coated.
- Sheffield racks are available using either Sheffield Adult or Junior Loops.
- Order quantities may apply, please speak to sales.

Sheffield Cycle Racks - Dimensions/Codes

| Size | Loops | Galvanised | Price | Galvanised & Powder Coated | Price |
|--------|-------|---------------------|------------------|----------------------------|------------------|
| Adult | 2 | SRSHT80712VX | £403.44 | SRSHT80712J | £403.44 |
| | 3 | SRSHT80713VX | £605.89 | SRSHT80713J | £605.89 |
| | 4 | SRSHT80714VX | £808.35 | SRSHT80714J | £808.35 |
| | 5 | SRSHT80715VX | £1,010.80 | SRSHT80715J | £1,010.80 |
| Junior | 2 | SRSHT60712VX | £403.44 | SRSHT60712J | £403.44 |
| | 3 | SRSHT60713VX | £605.89 | SRSHT60713J | £605.89 |
| | 4 | SRSHT60714VX | £808.35 | SRSHT60714J | £808.35 |
| | 5 | SRSHT60715VX | £1,010.80 | SRSHT60715J | £1,010.80 |

Workbenches

Euroslide

Cupboards

Lockers

Workstations

Cycle Parking

Smoking Shelters

Trucks & Trolleys

Canteen Furniture

Pallets

Barriers



Wall-Mounted

These affordable cycle racks for a single bike are available in three designs, with options for a 90-degree or 60-degree angle to the wall.

5 DAY
DELIVERY

- Fully welded construction.
- Made from mild steel.
- Choice of 90° or 60° angles.
- Powder coated exterior grade black.
- Order quantities may apply, please speak to the sales team.

Wall-Mounted Cost Saver Bike Racks - H.400 x W.100 x D.260

| Angle | Code | Price |
|------------|---------------------|---------------|
| 90 Degrees | SRCSM904011A | £57.22 |
| 60 Degrees | SRCSM604011A | £57.22 |

Floor-Mounted

These cost-effective cycle racks for one or two bikes are available for floor mounting onto concrete.



Double-Sided - H.560 x W.570 x D.120

| Angle | Code | Price |
|---------|---------------------|----------------|
| 2 Bikes | SRCSFM25656A | £114.43 |



Single-Sided - H.560 x W.310 x D.120

| Capacity | Code | Price |
|----------|---------------------|---------------|
| 1 Bike | SRCSFM15631A | £80.69 |

SMOKING SHELTERS

178 Premier Smoking Shelters

179 Traditional Smoking Shelters

180 Wall-Mounted Smoking Shelters

181 Smoking Canopies

182 Smoking Shelter Accessories



Workbenches

Euroslide

Cupboards

Lockers

Workstations

Cycle Parking

Smoking Shelters

Trucks & Trolleys

Canteen Furniture

Pallets

Barriers



The Premier Smoking Shelter features a curved roof constructed from translucent polycarbonate panels, offering up to 97% UV protection. This contemporary design allows employers to create a modern and visually appealing smoking area that is separate from main entrances and exits.

- Robust all-weather construction.
- Choice of clear perspex or powder-coated steel perforated side & back panels.
- Adjustable feet for on-site positioning.
- More than 50% open area to allow rapid dispersal of cigarette fumes.
- Suitable for up to 9 people.
- Parabolts for surface mounting included. Must be bolted to 250mm thick concrete for stability.
- Frame-mounted seats available - Please see page 182.
- Site survey and installation service available.



Colour Options

Please add corresponding letters to the end of the code.



Premier Smoking Shelters - Perforated Steel Sides

| Size H.W.D. | Capacity | Code | Price |
|----------------|----------|-----------|-----------|
| 2320.3000.2100 | 9 People | SS223021P | £5,722.98 |

Premier Smoking Shelters - Clear Perspex Sides

| Size H.W.D. | Capacity | Code | Price |
|----------------|----------|-----------|-----------|
| 2320.3000.2100 | 9 People | SS223021X | £6,233.52 |



Traditional shelter shown with optional bench seating and smoking bin

If sited within 5 miles of the coast, we strongly recommend an additional weather treatment for the steel work. This is available for a modest additional charge.


Legislation throughout the UK banning smoking in public places including the workplace has resulted in employers adopting new codes of practice to accommodate smokers. These shelters enable employers and establishments to create a designated smoking area away from main entrances and exits.

- Robust all-weather construction.
- 6mm clear perspex sides with choice of perforated steel or perspex back.
- Adjustable feet for on-site positioning.
- More than 50% open area to allow rapid dispersal of cigarette fumes.
- Smaller shelters suitable for up to 9 people, larger shelters for up to 12 people.
- Parabolts for surface mounting included. Must be bolted to 250mm thick concrete for stability.



Traditional shelter with extension P.O.A

Colour Options



Traditional Smoking Shelters - Perforated Steel Back

| Size H.W.D. | Capacity | Code | Price |
|----------------|-----------|-----------|------------------|
| 2180.2450.1900 | 7 People | SS212419P | £4,415.83 |
| 2180.2450.2500 | 9 People | SS212425P | £5,200.71 |
| 2180.3060.1900 | 9 People | SS213019P | £4,992.39 |
| 2180.3060.2500 | 12 People | SS213025P | £6,648.69 |

Traditional Smoking Shelters - Clear Perspex Back

| Size H.W.D. | Capacity | Code | Price |
|----------------|-----------|-----------|------------------|
| 2180.2450.1900 | 7 People | SS212419X | £4,748.86 |
| 2180.2450.2500 | 9 People | SS212425X | £5,589.48 |
| 2180.3060.1900 | 9 People | SS213019X | £5,375.29 |
| 2180.3060.2500 | 12 People | SS213025X | £7,069.74 |

Workbenches

Euroslide

Cupboards

Lockers

Workstations

Cycle Parking

Smoking Shelters

Trucks & Trolleys

Canteen Furniture

Pallets

Barriers



If sited within 5 miles of the coast, we strongly recommend an additional weather treatment for the steel work. This is available for a modest additional charge.

This shelter is designed for locations where space is limited, providing cover for up to 8 smokers.

- Robust all-weather construction.
- Greater than 50% open.
- Translucent polycarbonate roof provides up to 97% UV protection.
- Fixes to a suitable wall on one side (fixings not included) with supporting legs bolted to floor (parabolts included). Must be bolted to 250mm thick concrete for stability.
- Site survey and erection service available.

Wall-Mounted Smoking Shelters

| Size H.W.D. | Capacity | Code | Price |
|----------------|----------|-------------|-----------|
| 2270.3000.1900 | 8 People | SS241930CWM | £1,663.64 |

Colour Options

Please add corresponding letters to the end of the code.





5 DAY
DELIVERY

BEST SELLER

If sited within 5 miles of the coast, we strongly recommend an additional weather treatment for the steel work. This is available for a modest additional charge.



This shelter helps smaller companies comply with smoking legislation by providing cover for up to three smokers.




- Robust all-weather construction.
- Greater than 50% open.
- Translucent polycarbonate roof provides up to 97% UV protection.
- Simply bolts to a suitable wall (fixings not included).
- Order quantities may apply, please speak to sales.
- Site survey and erection service available.

Smoking Canopies

| Size H.W.D. | Capacity | Code | Price |
|----------------|----------|-------------|---------|
| 1000.2000.1100 | 3 People | SS102011WM2 | £997.60 |

Colour Options

Please add corresponding letters to the end of the code.



- Workbenches
- Euroslide
- Cupboards
- Lockers
- Workstations
- Cycle Parking
- Smoking Shelters
- Trucks & Trolleys
- Canteen Furniture
- Pallets
- Barriers



Smoking Bins

A. Smokers Pole

| Size H.D. | Colour | Code | Price |
|-----------|--------|--------------|---------|
| 1041. 324 | Black | SMOKEPOLEBXX | £199.52 |
| 1041. 324 | Silver | SMOKEPOLESXX | |

B. Wall Mounted Stainless Steel Bin

| Size H.W.D. | Code | Price |
|---------------|--------------|---------|
| 280. 265. 110 | SSWMTBINZZXX | £132.03 |

C. Tuscan Smoking Bin

| Size H.W.D. | Code | Price |
|----------------|--------------|---------|
| 1001. 311. 311 | TUSCANSMBINB | £212.72 |

Frame Mounted Seats For Premier Shelter

D. Frame Mounted Seat - Front

| Length | Code | Price |
|--------|--------------|---------|
| 1260mm | S2INTPER1210 | £287.54 |

D. Frame Mounted Seat - Rear

| Length | Code | Price |
|--------|--------------|---------|
| 1400mm | S2INTPER1310 | £321.28 |

Lighting

E. Bulkhead Light Unit

| Size H.W.D. | Code | Price |
|-------------|--------------|---------|
| 110.210.210 | SSBHLGHTZZXX | £236.20 |

Perch Seats

F. Stainless Steel Perch Seat

| Size H.W.D. | Code | Price |
|--------------|--------------|---------|
| 900.1150.300 | SSSSPSETZZXX | £509.07 |

F. Powder Coated Perch Seat - Light Grey

| Size H.W.D. | Code | Price |
|--------------|--------------|---------|
| 900.1150.300 | SSPAPSETZLXX | £313.95 |

TRUCKS & TROLLEYS

184 Boxwell Trolleys

185 Hazardous Boxwell Trolleys

186 Plywood Sided Trucks

187 Mesh Sided Trucks

188 Mobile Maintenance Trolleys

189 Mailroom Trolleys

189 Economy Shelf Trucks

190 Shelf Trucks

192 Platform Trucks

193 Packaging Trolleys

194 Sack Trucks



Workbenches

Euroslide

Cupboards

Lockers

Workstations

Cycle Parking

Smoking Shelters

Trucks & Trolleys

Canteen Furniture

Pallets

Barriers




Boxwell shown with doors



Boxwell shown without doors

Our Boxwell Trolleys offer shelving and transportation for warehouses, workshop storage and work in transit.

- Available with or without fitted doors.
- 2 adjustable plywood or steel shelves - 100kg UDL load capacity per shelf.
- 500kg maximum load capacity.
- Fitted with 2 fixed and 2 swivel heavy-duty castors.
- Powder coated in our range of standard colours.



Colour Options

Please add corresponding letters to the end of the code.



Boxwell Trolleys - Without Doors

| Size H.W.D. | Shelf Option | Code | Price |
|----------------------|--------------|------------|----------------|
| 1355.900.600 | Plywood | XW139060P | £842.70 |
| | Steel | XW139060M | £798.27 |
| 1355.1200.600 | Plywood | XW131260P | £909.35 |
| | Steel | XW131260M | £861.96 |
| 1655.900.600 | Plywood | XW169060P | £885.65 |
| | Steel | XW169060M | £844.19 |
| 1655.1200.600 | Plywood | XW161260P | £956.74 |
| | Steel | XW161260M | £912.31 |
| 1955.900.600 | Plywood | XW199060P | £924.16 |
| | Steel | XW199060M | £881.21 |
| 1955.1200.600 | Plywood | XW191260P | £996.73 |
| | Steel | XW191260M | £952.30 |
| Extra Shelf 900.600 | Plywood | XWES9060PB | £88.86 |
| | Steel | XWES9060M | £74.05 |
| Extra Shelf 1200.600 | Plywood | XWES1260PB | £91.82 |
| | Steel | XWES1260M | £77.01 |

Boxwell Trolleys - With Doors

| Size H.W.D. | Shelf Option | Code | Price |
|----------------------|--------------|------------|------------------|
| 1355.900.600 | Plywood | XD139060P | £1,048.57 |
| | Steel | XD139060M | £1,007.10 |
| 1355.1200.600 | Plywood | XD131260P | £1,132.99 |
| | Steel | XD131260M | £1,087.07 |
| 1655.900.600 | Plywood | XD169060P | £1,104.85 |
| | Steel | XD169060M | £1,061.90 |
| 1655.1200.600 | Plywood | XD161260P | £1,192.23 |
| | Steel | XD161260M | £1,147.80 |
| 1955.900.600 | Plywood | XD199060P | £1,161.12 |
| | Steel | XD199060M | £1,116.69 |
| 1955.1200.600 | Plywood | XD191260P | £1,254.43 |
| | Steel | XD191260M | £1,207.04 |
| Extra Shelf 900.600 | Plywood | XWES9060PB | £88.86 |
| | Steel | XWES9060M | £74.05 |
| Extra Shelf 1200.600 | Plywood | XWES1260PB | £91.82 |
| | Steel | XWES1260M | £77.01 |




Our Hazardous Boxwell Trolleys are ideal for the transportation and storage of parts and equipment. Used for the safe and secure storage of valuable and hazardous items between storage, production and work areas.

- Available with or without fitted doors.
- 2 adjustable plywood or steel shelves - 100kg UDL load capacity per shelf.
- 500kg maximum load capacity.
- Fitted with 2 fixed and 2 swivel heavy-duty castors.
- Pressed metal top base for strength.

Hazardous Boxwell Trolleys - Without Doors

| Size H.W.D. | Shelf Option | Code | Price |
|----------------------|--------------|--------------|------------------|
| 1355.900.600 | Plywood | XW139060HZPY | £890.10 |
| | Steel | XW139060HZMY | £845.67 |
| 1355.1200.600 | Plywood | XW131260HZPY | £934.53 |
| | Steel | XW131260HZMY | £887.13 |
| 1655.900.600 | Plywood | XW169060HZPY | £933.05 |
| | Steel | XW169060HZMY | £891.58 |
| 1655.1200.600 | Plywood | XW161260HZPY | £980.44 |
| | Steel | XW161260HZMY | £936.01 |
| 1955.900.600 | Plywood | XW199060HZPY | £971.55 |
| | Steel | XW199060HZMY | £928.60 |
| 1955.1200.600 | Plywood | XW191260HZPY | £1,018.95 |
| | Steel | XW191260HZMY | £976.00 |
| Extra Shelf 900.600 | Plywood | XWES9060PBXX | £88.86 |
| | Steel | XWES9060MYXX | £74.05 |
| Extra Shelf 1200.600 | Plywood | XWES1260PBYX | £91.82 |
| | Steel | XWES1260MBYX | £77.01 |



Hazardous Boxwell Trolleys - With Doors

| Size H.W.D. | Shelf Option | Code | Price |
|----------------------|--------------|--------------|------------------|
| 1355.900.600 | Plywood | XD139060HZPY | £1,095.96 |
| | Steel | XD139060HZMY | £1,054.49 |
| 1355.1200.600 | Plywood | XD131260HZPY | £1,150.76 |
| | Steel | XD131260HZMY | £1,107.81 |
| 1655.900.600 | Plywood | XD169060HZPY | £1,152.24 |
| | Steel | XD169060HZMY | £1,109.29 |
| 1655.1200.600 | Plywood | XD161260HZPY | £1,208.52 |
| | Steel | XD161260HZMY | £1,165.57 |
| 1955.900.600 | Plywood | XD199060HZPY | £1,208.52 |
| | Steel | XD199060HZMY | £1,165.57 |
| 1955.1200.600 | Plywood | XD191260HZPY | £1,269.24 |
| | Steel | XD191260HZMY | £1,223.33 |
| Extra Shelf 900.600 | Plywood | XWES9060PBXX | £88.86 |
| | Steel | XWES9060MYXX | £74.05 |
| Extra Shelf 1200.600 | Plywood | XWES1260PBYX | £91.82 |
| | Steel | XWES1260MBYX | £77.01 |

Workbenches

Euroslide

Cupboards

Lockers

Workstations

Cycle Parking

Smoking Shelters

Trucks & Trolleys

Canteen Furniture

Pallets

Barriers



£707.93 FROM



Plywood sided trucks are available with open, half, or fully closed sides for load retention and safety. They are designed with handles to allow users to easily move the trolley from room to room. These trucks are ideal for storing and transporting goods, with a maximum weight capacity of 350kg. High-quality castors ensure easy manoeuvrability of the trolley, even when it is at maximum capacity.

- Designed for doorway and narrow aisle access.
- Removable long side panels.
- 350kg capacity UDL.
- Fitted with 2 fixed and 2 swivel heavy-duty castors.
- Fully welded construction.



3-Sided Plywood Truck



3 & 1/2-Sided Plywood Truck



4-Sided Plywood

Colour Options

Please add corresponding letters to the end of the code.



Plywood Sided Trucks - Dimensions/Codes

| Size H.W.D. | 3-Sided Trucks | Price | 3 1/2-Sided Trucks | Price | 4-Sided Trucks | Price |
|--------------|----------------|---------|--------------------|---------|----------------|---------|
| 830.600.900 | RTBT3690P | £707.93 | RTBT3569P | £734.59 | RTBT4690P | £770.13 |
| 830.600.1200 | RTBT3612P | £768.65 | RTBT3561P | £796.79 | RTBT4612P | £841.22 |

**350KG
UDL**
EVENLY DISTRIBUTED



Mesh sided trucks feature open, half-open, or fully closed sides to ensure load retention and safety. They are designed with handles for easy manoeuvrability, allowing users to move the trolley from one room to another. They are ideal for storing and transporting goods with a maximum weight capacity of 350kg. High-quality castors facilitate smooth movement of the trolley, even when loaded to its maximum capacity.

- Designed for doorway and narrow aisle access.
- Removable long side panels.
- 350kg capacity UDL.
- Fitted with 2 fixed and 2 swivel heavy duty castors.
- Fully welded construction.



3-Sided Mesh Truck



3 & 1/2-Sided Mesh Truck



4-Sided Mesh Truck

Colour Options

Please add corresponding letters to the end of the code.



Mesh Sided Trucks - Dimensions/Codes

| Size H.W.D. | 3-Sided Trucks | Price | 3 1/2-Sided Trucks | Price | 4-Sided Trucks | Price |
|--------------|----------------|---------|--------------------|---------|----------------|---------|
| 830.600.900 | RTBT3690M | £731.63 | RTBT3569M | £770.13 | RTBT4690M | £821.97 |
| 830.600.1200 | RTBT3612M | £804.20 | RTBT3561M | £844.19 | RTBT4612M | £910.83 |

Workbenches

Euroslide

Cupboards

Lockers

Workstations

Cycle Parking

Smoking Shelters

Trucks & Trolleys

Canteen Furniture

Pallets

Barriers

Workbenches

Euroslide

Cupboards

Lockers

Workstations

Cycle Parking

Smoking Shelters

Trucks & Trolleys

Canteen Furniture

Pallets

Barriers



Cupboard with side shelf
RTCS109060S



Double Cupboard
R2CS109060S

£656.09 FROM



Drawer & 3 Shelves
RTDS109060S

Ideal for mobile maintenance stations and for mobile fitting and assembly work. Available with cupboard or drawer for secure storage of tools and equipment.

- Lockable drawers and cupboards.
- Recessed steel top.
- Durable welded steel construction.
- Fitted with 2 fixed and 2 swivel heavy-duty castors.
- Powder coated Light Grey cupboard and drawer front.
- Available with either steel plate or MDF worktop.

Colour Options

Please add corresponding letters to the end of the code.

Truck Colour



Cupboard & Drawer Colour Options



Mobile Maintenance Trolleys - Steel Worktop

| Size H.W.D. | Option | Code | Price |
|---------------|-----------------------|-------------|----------------|
| 1050.900.600 | Cupboard & Side Shelf | RTCS109060S | £712.37 |
| 1050.1200.600 | | RTCS101260S | £750.88 |
| 1050.900.600 | Drawer & 3 Shelves | RTDS109060S | £656.09 |
| 1050.1200.600 | | RTDS101260S | £694.60 |
| 1050.900.600 | Double Cupboard | R2CS109060S | £827.89 |

Mobile Maintenance Trolleys - MDF Worktop

| Size H.W.D. | Option | Code | Price |
|---------------|-----------------------|-------------|----------------|
| 1050.900.600 | Cupboard & Side Shelf | RTCS109060M | £750.88 |
| 1050.1200.600 | | RTCS101260M | £789.39 |
| 1050.900.600 | Drawer & 3 Shelves | RTDS109060M | £694.60 |
| 1050.1200.600 | | RTDS101260M | £731.63 |
| 1050.900.600 | Double Cupboard | R2CS109060M | £864.92 |

Our selection of mailroom trolleys provides an easy and convenient solution for transporting mail and packages throughout the workplace. These trolleys come with easily removable side panels to facilitate loading and unloading. The 3 and a half sided trolleys include a convenient storage tray. They are manufactured from strong tubular steel with a reinforced base, ensuring durability.

- Trolleys supplied with 2 fixed and 2 swivel braked castors.
- Tough and durable powder-coated finish.
- Fully welded construction.
- UK-manufactured.
- Designed for doorways and narrow aisle access.



Mailroom Trolley with Half Side and Shelf
RTMR3569MLXX

£659.06 FROM

Mailroom Trolleys - Half Side

| Size H.W.L. | Code | Price |
|----------------|--------------|----------------|
| 830. 600. 900 | RTMR3569MLXX | £696.08 |
| 830. 600. 1200 | RTMR3561MLXX | £733.11 |

Mailroom Trolleys - Full Side

| Size H.W.L. | Code | Price |
|----------------|--------------|----------------|
| 830. 600. 900 | RTMR4690MLXX | £659.06 |
| 830. 600. 1200 | RTMR4612MLXX | £696.08 |

Economy Shelf Trucks provide an affordable solution for transporting items in schools, offices, or workplaces. They are available in a variety of colours and come with either two or three shelves.

- Capable of holding 60kg (UDL) per shelf.
- Choice of two or three shelves.
- Fitted with four swivel castors.
- A choice of three colour options available.
- Fully welded construction.
- Order quantities may apply, please speak to the sales team.



Economy Shelf Trucks

Economy Shelf Trucks - Dimensions/Codes


| Size H.W.L. | Tiers | Code | Price |
|--------------|-------|--------------------|----------------|
| 960.495.1100 | 2 | RTLD9649112 | £312.50 |
| | 3 | RTLD9649113 | £361.37 |

All RED product codes are available on 5-Day Delivery when ordered in Blue

£312.50 FROM

Colour Options

Please add corresponding letters to the end of the code.





RTST90603S

RTTST90602

RTPTS6900
Available on page 192

£673.87 FROM



Hand trucks with multiple shelves designed for general commercial and heavy-duty use. They are ideal for storing work in progress and transporting items between areas.

- Recessed steel shelves for load retention.
- Fitted with 2 fixed and 2 swivel 6" heavy-duty castors.
- Fully-welded construction.
- Powder coated in either light grey, yellow, blue or green.

Shelf Trucks - Dimensions/Codes

| O/A Dims.mm H x W x D | Description | Steel Top Code | Price |
|--------------------------|------------------|----------------|----------------|
| 1050. 900. 600 | 2-tier | RTTST90602 | £673.87 |
| 1050. 1200. 600 | | RTTST12602 | £789.39 |
| 1050. 900. 600 | 3-tier | RTST90603S | £728.67 |
| 1050. 1200. 600 | | RTST12603S | £851.59 |
| 1050. 900. 600 | 3-tier with mesh | RTTST90603M | £767.17 |
| 1050. 1200. 600 | | RTTST12603M | £888.62 |
| 1220. 900. 600 | 4-tier | RTST1290604 | £784.94 |
| 1220. 1200. 600 | | RTST1212604 | £927.12 |
| 1500. 900. 600 | 5-tier | RTST1290605 | £851.59 |
| 1500. 1200. 600 | | RTST1212605 | £980.44 |

Colour Options

Please add corresponding letters to the end of the code.





2-Tier Shelf Truck - Dimensions/Codes

| O/A Dims.mm H x W x D | Steel Top Code | Price |
|--------------------------|----------------|----------------|
| 1050. 900. 600 | RTTST90602 | £673.87 |
| 1050. 1200. 600 | RTTST12602 | £789.39 |

3-Tier Shelf Truck - Dimensions/Codes

| O/A Dims.mm H x W x D | Steel Top Code | Price |
|--------------------------|----------------|----------------|
| 1050. 900. 600 | RTST90603S | £728.67 |
| 1050. 1200. 600 | RTST12603S | £851.59 |

3-Tier Mesh Sides Shelf Truck - Dimensions/Codes

| O/A Dims.mm H x W x D | Steel Top Code | Price |
|--------------------------|----------------|----------------|
| 1050. 900. 600 | RTTST90603M | £767.17 |
| 1050. 1200. 600 | RTTST12603M | £888.62 |



4-Tier Shelf Truck - Dimensions/Codes

| O/A Dims.mm H x W x D | Steel Top Code | Price |
|--------------------------|----------------|----------------|
| 1220. 900. 600 | RTST1290604 | £784.94 |
| 1220. 1200. 600 | RTST1212604 | £927.12 |

5-Tier Shelf Truck - Dimensions/Codes

| O/A Dims.mm H x W x D | Steel Top Code | Price |
|--------------------------|----------------|----------------|
| 1500. 900. 600 | RTST1290605 | £851.59 |
| 1500. 1200. 600 | RTST1212605 | £980.44 |

Colour Options

Please add corresponding letters to the end of the code.



Workbenches

Euroside

Cupboards

Lockers

Workstations

Cycle Parking

Smoking Shelters

Trucks & Trolleys

Canteen Furniture

Pallets

Barriers



Open-Ended Twin Handle Platform Truck

Twin Handle Platform Truck with Plywood End

These quality platform trucks are available in single or twin handle designs and are ideal for general commercial use.

- Optional open, plywood or mesh ends.
- Fitted with 2 fixed and 2 swivel heavy-duty castors.
- Fully welded construction.
- Order quantities may apply, please speak to the sales team.

All RED product codes are available on 5-Day Delivery when ordered in Blue

Colour Options

Please add corresponding letters to the end of the code.



Open-Ended Single Handle Platform Truck

Single Handle Platform Trucks - Open End

| Size H.W.L. | Code | Price |
|---------------|------------------|----------------|
| 1050.600.900 | RTPTS6900 | £457.64 |
| 1050.600.1200 | RTPTS6120 | £493.18 |

Single Handle Platform Trucks - Plywood End

| Size H.W.L. | Code | Price |
|---------------|-----------|----------------|
| 1050.600.900 | RTPTS690C | £493.18 |
| 1050.600.1200 | RTPTS612C | £528.73 |

Single Handle Platform Trucks - Mesh End

| Size H.W.L. | Code | Price |
|---------------|-----------|----------------|
| 1050.600.900 | RTPTS690M | £333.23 |
| 1050.600.1200 | RTPTS612M | £364.33 |

Twin Handle Platform Trucks - Open End

| Size H.W.L. | Code | Price |
|---------------|-----------|----------------|
| 1050.600.900 | RTPTD6900 | £491.70 |
| 1050.600.1200 | RTPTD6120 | £525.76 |

Twin Handle Platform Trucks - Plywood End

| Size H.W.L. | Code | Price |
|---------------|-----------|----------------|
| 1050.600.900 | RTPTD690C | £574.64 |
| 1050.600.1200 | RTPTD612C | £608.70 |

Twin Handle Platform Trucks - Mesh End

| Size H.W.L. | Code | Price |
|---------------|-----------|----------------|
| 1050.600.900 | RTBT2690M | £382.10 |
| 1050.600.1200 | RTBT2612M | £420.61 |



Cardboard Trolleys

Cardboard Box Trolleys are ideal for the storage and transport of cardboard sheets and flat-pack cardboard boxes. These trolleys can be loaded with cardboard and positioned alongside our packing workbenches.

- A selection of standard colour options are available, please speak to our sales team.
- Designed with 5 slots to facilitate the storage and transportation of cardboard sheets.
- Fitted with 2 fixed and 2 swivel braked castors.
- Fully welded frame to ensure durability.

Cardboard Trolleys - Dimensions/Codes

| Size H.W.L. | Code | Price |
|--------------|--------------|----------------|
| 1030.900.940 | RTCBD109046B | £547.98 |


Double Tier Trolleys

Double Tier Trolleys are designed to hold 2 rolls of packing material and are ideal for rolls of stretch wrap, bubble wrap or paper. This trolley is fitted with 2 fixed and 2 swivel braked castors which allow the user to secure the trolley.

- Powder coated in Light Grey with Germ Guard Active Technology Paint.
- Designed to hold 2 rolls of packing material.
- Fitted with 2 fixed and 2 swivel braked castors.
- Fully welded frame to ensure durability.
- Supplied without plastic cones, these are available to be purchased separately.

Double Tier Trolleys - Dimensions/Codes

| Size H.W.L. | Description | Code | Price |
|---------------|-------------------|--------------|----------------|
| 1280.710.1200 | - | RTPD127112LX | £219.19 |
| - | Cones (Pack of 2) | BGSPARECONES | £130.33 |
| - | Extra Spindle | RTPACTROLBAR | £49.63 |



Single Tier Trolleys - Dimensions/Codes

| Size H.W.L. | Description | Code | Price |
|--------------|-------------------|--------------|----------------|
| 700.710.1800 | - | RTPS70711BLX | £228.08 |
| - | Cones (Pack of 2) | BGSPARECONES | £130.33 |
| - | Extra Spindle | RTPACTROLBAR | £49.63 |



Single Tier Trolleys

Single Tier Trolleys are designed to hold a single roll of packing material and are ideal for rolls of stretch wrap, bubble wrap and paper. This trolley is fitted with 2 fixed and 2 swivel braked castors which allow the user to secure the trolley once positioned in place.

- Powder coated in Light Grey with Germ Guard Active Technology Paint.
- Designed to hold 1 roll of packing material.
- Fitted with 2 fixed and 2 swivel braked castors.
- Fully welded frame to ensure durability.
- Supplied without plastic cones, these are available to be purchased separately.

Workbenches

Euroslide

Cupboards

Lockers

Workstations

Cycle Parking

Smoking Shelters

Trucks & Trolleys

Canteen Furniture


Pallets

Barriers



This practical and versatile Sack Truck is constructed from welded tubular steel for high levels of strength and durability.

- Fully welded construction with an impressive 500kg load capacity.
- Manufactured with a 250mm shoe baseplate.
- Powder coated Dark Blue with Germ Guard Active Technology Paint.
- Fitted with hard-wearing castors.
- Designed with welded steel plate to guard castors from accidental damage.
- Handles include hooded grips for hand protection.
- Order quantities may apply, please speak to the sales team.



Sack Trucks - 500kg Load Capacity

| Shoe Size | Option | Code | Price |
|-----------|-----------|---------------------|----------------|
| 250mm | Open Back | RTOB2550XBXX | £205.86 |

CANTEEN FURNITURE

196 Standard Canteen Furniture

198 Spectrum Canteen Furniture



Workbenches

Euroslide

Cupboards

Lockers

Workstations

Cycle Parking

Smoking Shelters

Trucks & Trolleys

Canteen Furniture

Pallets

Barriers



£335 FROM **.43**

Colour Options

Please add corresponding letters to the end of the code.



■ Table Top: 535mm x 600mm



■ Table Top: 1070mm x 600mm



■ Table Top: 1070mm x 600mm

Standard Canteen Furniture - 2 Seat Single-Entry

| Size H.W.L. | Code | Price |
|----------------|--------------------|----------------|
| 725. 1690. 530 | B6FASTFD2SE | £335.43 |

Standard Canteen Furniture - 4 Seat Double-Entry

| Size H.W.L. | Code | Price |
|-----------------|--------------------|----------------|
| 725. 1690. 1070 | B6FASTFD4DE | £488.03 |

Standard Canteen Furniture - 4 Seat Single-Entry

| Size H.W.L. | Code | Price |
|-----------------|--------------------|----------------|
| 725. 1690. 1070 | B6FASTFD4SE | £488.03 |

All RED product codes are available on 5-Day Delivery (when ordered with Blue seats)



■ Table Top: 1580mm x 600mm



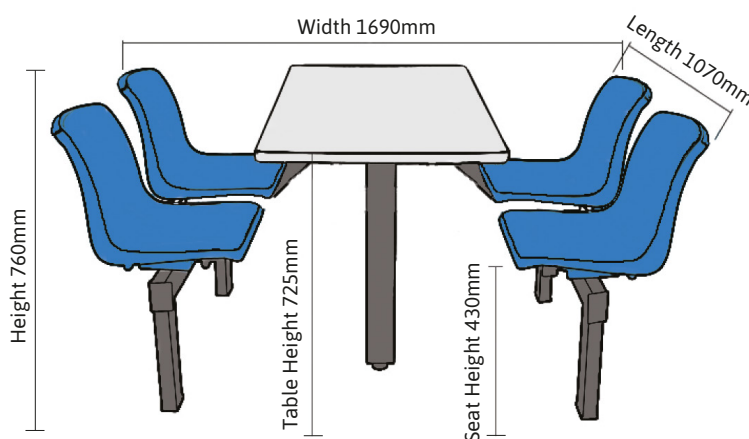
■ Table Top: 1580mm x 600mm

Standard Canteen Furniture - 6 Seat Double-Entry

| Size H.W.L. | Code | Price |
|-----------------|--------------------|----------------|
| 725. 1690. 1580 | B6FASTFD6DE | £673.75 |

Standard Canteen Furniture - 6 Seat Single-Entry

| Size H.W.L. | Code | Price |
|-----------------|--------------------|----------------|
| 725. 1690. 1580 | B6FASTFD6SE | £673.75 |



Our canteen furniture range offers affordable seating options for vending, refreshment, and rest areas. The modular units consist of tables and seats in various seating arrangements, allowing you to create a layout that fits your space. These units also provide easy access to the floor for convenient cleaning. The high-quality seats are easy to clean and made from one-piece moulded polypropylene, available in three colour options: blue, red, and black.

- Blue seats available on 5 Day Delivery; red & black seats made to order.

- Fully welded canteen unit with polypropylene seat shells.
- Framework powder coated black with Germ Guard Active Technology paint.
- MFC table tops come in a light grey, with PVC edging for extra strength and protection.
- Available in 2 seater single-entry, 4 seater single-entry, 4 seater double-entry, 6 seater single-entry and 6 seater double-entry.
- Optional floor fixings available.
- Order quantities may apply, please speak to the sales team.

Workbenches

Euroslide

Cupboards

Lockers

Workstations

Cycle Parking

Smoking Shelters

Trucks & Trolleys

Canteen Furniture

Pallets

Barriers



£683.82 FROM

- Fully welded robust canteen unit with seats made from 1.2mm mild steel.
- MFC table tops come in a light Grey, with PVC edging for extra strength and protection.
- Frames powder coated with light Grey Germ Guard Active Technology paint.
- Seats available in green, red, blue and dark Grey. Any RAL colour available to suit corporate colours, £POA.

Colour Options

Please add corresponding letters to the end of the code.



- Table Top: 535mm x 600mm
- Overall Size: 790mm x 1755mm x 570mm

Spectrum Canteen Furniture - 2 Seater

| Size H.W.L. | Code | Price |
|--------------|-------------|----------------|
| 790.1755.570 | B6SPFAST2SE | £683.82 |



- Table Top: 1070mm x 600mm
- Overall Size: 790mm x 1755mm x 1100mm

Spectrum Canteen Furniture - 4 Seater

| Size H.W.L. | Description | Code | Price |
|---------------|--------------|-------------|----------------|
| 790.1755.1100 | Single-Entry | B6SPFAST4SE | £977.51 |
| 790.1755.1100 | Double-Entry | B6SPFAST4DE | £977.51 |



- Table Top: 1580mm x 600mm
- Overall Size: 790mm x 1755mm x 1600mm

Spectrum Canteen Furniture - 6 Seater

| Size H.W.L. | Description | Code | Price |
|---------------|--------------|-------------|------------------|
| 790.1755.1600 | Single-Entry | B6SPFAST6SE | £1,248.16 |
| 790.1755.1600 | Double-Entry | B6SPFAST6DE | £1,248.16 |

PALLETS

200 Detachable Side Pallets

200 Open Fronted Pallets

200 Chute Pallets

201 Box Pallets

201 Half-Drop Side Pallets

201 Post Pallets

202 Drum Storage Shelters

202 Drum Racks & Heavy-Duty Sumps



Workbenches

Euroslide

Cupboards

Lockers

Workstations

Cycle Parking

Smoking Shelters

Trucks & Trolleys

Canteen Furniture

Pallets

Barriers



610.915.610 Size Shown

Detachable Side Pallets

- Detachable mesh or steel panel.
- Up to 1000kg capacity.
- Choice of mesh or steel sides.
- Powder coated in dark blue.
- Dimensions show the interior usable space.

Detachable Side Pallets - Dimensions/Codes

| Size H.W.D. | Mesh Sides | Steel Sides | Price |
|--------------|--------------|--------------|----------------|
| 460.610.610 | PDS616146MBX | PDS616146SBX | £428.02 |
| 610.610.610 | PDS616161MBX | PDS616161SBX | £444.31 |
| 460.915.610 | PDS916146MBX | PDS916146SBX | £459.12 |
| 610.915.610 | PDS916161MBX | PDS916161SBX | £475.41 |
| 460.915.915 | PDS919146MBX | PDS919146SBX | £490.22 |
| 610.915.915 | PDS919161MBX | PDS919161SBX | £509.47 |
| 760.915.915 | PDS919176MBX | PDS919176SBX | £524.28 |
| 460.1220.915 | PDS129146MBX | PDS129146SBX | £543.54 |
| 610.1220.915 | PDS129161MBX | PDS129161SBX | £564.27 |
| 760.1220.915 | PDS129176MBX | PDS129176SBX | £582.04 |



610.915.610 Size Shown

Open Fronted Pallets

- Completely open front.
- Up to 1000kg capacity.
- Choice of mesh or steel sides.
- Powder coated dark blue.
- Dimensions show the interior usable space.

Open Fronted Pallets - Dimensions/Codes

| Size H.W.D. | Mesh Sides | Steel Sides | Price |
|--------------|--------------|--------------|----------------|
| 460.610.610 | POF616146MBX | POF616146SBX | £336.19 |
| 610.610.610 | POF616161MBX | POF616161SBX | £346.56 |
| 460.915.610 | POF916146MBX | POF916146SBX | £359.89 |
| 610.915.610 | POF916161MBX | POF916161SBX | £373.22 |
| 460.915.915 | POF919146MBX | POF919146SBX | £386.55 |
| 610.915.915 | POF919161MBX | POF919161SBX | £399.88 |
| 760.915.915 | POF919176MBX | POF919176SBX | £411.73 |
| 460.1220.915 | POF129146MBX | POF129146SBX | £428.02 |
| 610.1220.915 | POF129161MBX | POF129161SBX | £444.31 |
| 760.1220.915 | POF129176MBX | POF129176SBX | £456.16 |



305.915.610 Size Shown

305.610.610 Size Shown

Chute Pallets

- Heavy-duty chute front.
- Easy access to stacked materials.
- Up to 500kg capacity.
- Can be stacked up to 5 pallets high.
- Powder coated dark blue.
- Dimensions show the interior usable space.

Chute Pallets - Dimensions/Codes

| Size H.W.D. | Code | Price |
|-------------|--------------|----------------|
| 305.610.610 | PCH616130BXX | £242.89 |
| 305.915.610 | PCH916130BXX | £296.21 |

Box Pallets

- Ideal for stacking.
- Up to 1000kg capacity.
- Choice of mesh or steel sides.
- Powder coated dark blue.
- Dimensions show the interior usable space.

Box Pallets - Dimensions/Codes

| Size H.W.D. | Mesh Sides | Steel Sides | Price |
|--------------|--------------|--------------|---------|
| 460.610.610 | PBX616146MBX | PBX616146SBX | £388.03 |
| 610.610.610 | PBX616161MBX | PBX616161SBX | £401.36 |
| 460.915.610 | PBX916146MBX | PBX916146SBX | £417.65 |
| 610.915.610 | PBX916161MBX | PBX916161SBX | £430.98 |
| 460.915.915 | PBX919146MBX | PBX919146SBX | £445.79 |
| 610.915.915 | PBX919161MBX | PBX919161SBX | £462.08 |
| 760.915.915 | PBX919176MBX | PBX919176SBX | £478.37 |
| 460.1220.915 | PBX129146MBX | PBX129146SBX | £493.18 |
| 610.1220.915 | PBX129161MBX | PBX129161SBX | £512.44 |
| 760.1220.915 | PBX129176MBX | PBX129176SBX | £530.21 |



610.915.610 Size Shown

Half-Drop Side Pallets

- Half-drop side for easier access.
- Up to 1000kg capacity.
- Choice of mesh or steel sides.
- Powder coated dark blue.
- Dimensions show the interior usable space.

Half-Drop Side Pallets - Dimensions/Codes

| Size H.W.D. | Mesh Sides | Steel Sides | Price |
|--------------|--------------|--------------|---------|
| 460.610.610 | PHD616146MBX | PHD616146SBX | £433.94 |
| 610.610.610 | PHD616161MBX | PHD616161SBX | £448.75 |
| 460.915.610 | PHD916146MBX | PHD916146SBX | £465.04 |
| 610.915.610 | PHD916161MBX | PHD916161SBX | £479.85 |
| 460.915.915 | PHD919146MBX | PHD919146SBX | £496.14 |
| 610.915.915 | PHD919161MBX | PHD919161SBX | £513.92 |
| 760.915.915 | PHD919176MBX | PHD919176SBX | £533.17 |
| 460.1220.915 | PHD129146MBX | PHD129146SBX | £550.94 |
| 610.1220.915 | PHD129161MBX | PHD129161SBX | £570.20 |
| 760.1220.915 | PHD129176MBX | PHD129176SBX | £590.93 |



610.915.610 Size Shown

Post Pallets

- Angled steel corner posts.
- Easier access to stacked materials.
- Powder coated dark blue.
- Dimensions show the interior usable space.

Post Pallets - Dimensions/Codes

| Size H.W.D. | Code | Price |
|--------------|--------------|---------|
| 460.610.610 | PPO616146BXX | £251.77 |
| 610.610.610 | PPO616161BXX | £262.14 |
| 460.915.610 | PPO916146BXX | £271.03 |
| 610.915.610 | PPO916161BXX | £281.40 |
| 760.915.610 | PPO916176BXX | £291.76 |
| 915.915.610 | PPO919191BXX | £302.13 |
| 460.915.915 | PPO919146BXX | £312.50 |
| 610.915.915 | PPO919161BXX | £325.83 |
| 760.915.915 | PPO919176BXX | £336.19 |
| 915.915.915 | PPO919191BXX | £349.52 |
| 460.1220.915 | PPO129146BXX | £359.89 |
| 610.1220.915 | PPO129161BXX | £374.70 |
| 760.1220.915 | PPO129176BXX | £388.03 |
| 915.1220.915 | PPO129191BXX | £401.36 |



610.915.610 Size Shown

Workbenches

Euroslide

Cupboards

Lockers

Workstations

Cycle Parking

Smoking Shelters

Trucks & Trolleys

Canteen Furniture

Pallets

Barriers

Designed for the secure storage of cylinders, drums, components and products. These covered shelters provide a facility to store items securely outside a building. Built from square section steel frame with galvanised steel panels to the sides and rear, these storage shelters are robust and weather resistant.

- Feet supplied for surface mounting as standard.
- Internal storage area is 2.35 wide x 2.1 high x 1.27 metres deep.
- Powder coated dark blue with Germ Guard Active Technology paint.
- Corrosion resistant galvanised panels.
- Full site survey and erection service available.



| Description | Size H.W.D. | Code | Price |
|---------------------------------|------------------|--------------|------------------|
| Single Gated Open Front Shelter | 2100. 2500. 1900 | SODRUMSHLTBX | £2,420.00 |



| Description | Size H.W.D. | Code | Price |
|---------------------------------|------------------|--------------|------------------|
| Double Gated Open Front Shelter | 2100. 2500. 1900 | DODRUMSHLTBX | £2,539.96 |



| Description | Size H.W.D. | Code | Price |
|---------------------------------------|------------------|--------------|------------------|
| Single Gated Mesh Infill Door Shelter | 2100. 2500. 1900 | SOMSHDRSHLBX | £2,585.87 |



| Description | Size H.W.D. | Code | Price |
|---------------------------------------|------------------|--------------|------------------|
| Double Gated Mesh Infill Door Shelter | 2100. 2500. 1900 | DOMSHDRSHLBX | £2,716.20 |



| Description | Size H.W.D. | Code | Price |
|---|------------------|-------------|------------------|
| Single Gated Galvanized Panel Fronted Shelter | 2100. 2500. 1900 | SOGLVNTSHBX | £2,585.87 |



| Description | Size H.W.D. | Code | Price |
|---|------------------|-------------|------------------|
| Double Gated Galvanized Panel Fronted Shelter | 2100. 2500. 1900 | DOGLVNTSHBX | £2,716.20 |



| Drum Racks - Dimensions/Code | | |
|------------------------------|--------------|----------------|
| Size H.W.D. | Code | Price |
| 400. 1450. 600 | DRACK40145BX | £502.07 |



| Heavy-Duty Sump - Dimensions/Code | | |
|-----------------------------------|--------------|----------------|
| Size H.W.D. | Code | Price |
| 360. 1250. 950 | DSHDSUMPLGBX | £491.70 |

BARRIERS

204 Fully Welded Barriers

205 Protective Posts

205 Low Level Barriers

206 Lift Out Rail Barriers

207 Round Tube Rail Barriers

207 Pallet Racking Protectors

208 Guard Barriers



Workbenches

Euroslide

Cupboards

Lockers

Workstations

Cycle Parking

Smoking Shelters

Trucks & Trolleys

Canteen Furniture

Pallets

Barriers



These safety barriers are designed for creating protective barriers around machinery and equipment and for defining walkways through industrial, manufacturing and warehousing areas.


- Choice of open or mesh infill panels.
- Fully welded construction.
- Powder coated in high-visibility yellow Germ Guard Active Technology paint.
- Order quantities may apply, please speak to the sales team.

All RED product codes are available on 5-Day Delivery



Corner Barrier Units - Dimensions/Codes

| Size L.H. | Mesh Infill | Price | Open Barrier | Price |
|-----------|--------------|----------------|--------------|----------------|
| 1000.900 | RBCU1090MYXX | £546.50 | RBCU1090OYXX | £370.26 |
| 1000.1100 | RBCU1011MYXX | £546.50 | RBCU1011OYXX | £374.70 |



Gate Barrier Units - Dimensions/Codes

| Size L.H. | Mesh Infill | Price | Open Barrier | Price |
|-----------|--------------|----------------|--------------|----------------|
| 900.900 | RBGU9090MYXX | £311.02 | RBGU9090OYXX | £242.89 |
| 900.1100 | RBGU9011MYXX | £324.34 | RBGU9011OYXX | £259.18 |
| 1200.900 | RBGU1290MYXX | £340.64 | RBGU1290OYXX | £256.22 |
| 1200.1100 | RBGU1211MYXX | £364.33 | RBGU1211OYXX | £276.95 |




5 DAY DELIVERY

Straight Barrier Units - Dimensions/Codes

| Size L.H. | Mesh Infill | Price | Open Barrier | Price |
|-----------|--------------|----------------|---------------------|----------------|
| 1000.900 | RBST1090MYXX | £345.08 | RBST1090OYXX | £262.14 |
| 1000.1100 | RBST1011MYXX | £435.42 | RBST1011OYXX | £336.19 |
| 2000.900 | RBST2090MYXX | £552.42 | RBST2090OYXX | £389.51 |
| 2000.1100 | RBST2011MYXX | £577.60 | RBST2011OYXX | £402.84 |



Protective Posts



- Designed to protect building doorways from accidental damage.
- Fully welded construction for floor mounting.
- Extra height posts available on request for embedding into concrete.
- Powder coated in Yellow or Yellow & Black.
- Order quantities may apply, please speak to the sales team.


Protective Posts - Dimensions/Codes

| Size H. W. | Colour Option | Code | Price |
|------------|----------------|---------------------|----------------|
| 1100.170 | Yellow | RBPP110170YX | £302.13 |
| | Yellow & Black | RBPP110170WX | £302.13 |
| 915.115 | Yellow | RBPP915115YX | £201.42 |
| | Yellow & Black | RBPP915115WX | £201.42 |
| 760.90 | Yellow | RBPP76090YX | £174.76 |
| | Yellow & Black | RBPP76090WX | £174.76 |

Low Level Barriers



- Designed to protect machinery from damage by fork lift or pallet trucks.
- Order quantities may apply, please speak to the sales team.
- Fully-welded construction from box section.
- Powder coated in high-visibility yellow Germ Guard Active Technology paint.
- Angled steel corner protectors.



5 DAY DELIVERY



Corner Protectors - Dimensions/Codes

| Size H.W.D. | Colour Option | Code | Price |
|-------------|---------------|---------------------|----------------|
| 300.300.300 | Yellow | RBLLSCX300YX | £124.41 |

Low Level Barriers - Dimensions/Codes

| Size H.W. | Colour Option | Code | Price |
|-----------|---------------|---------------------|----------------|
| 300.1200 | Yellow | RBLLSB1200YX | £207.34 |
| 300.800 | Yellow | RBLLSBX800YX | £162.91 |
| 300.400 | Yellow | RBLLSBX400YX | £143.66 |

Workbenches

Euroslide

Cupboards

Lockers

Workstations

Cycle Parking


Smoking Shelters

Trucks & Trolleys

Canteen Furniture

Pallets

Barriers



- Modular design at either 500, 900 or 1100mm tall with easily removable rails to allow access if required.
- Constructed from tough mild-steel box section.
- Supplied in component form for easy on-site assembly.
- Powder coated in high-visibility yellow Germ Guard Active Technology Paint.

Lift Out Single Rail Barrier Posts - Dimensions/Codes

| Size H.W.D. | Option | Code | Price |
|-------------|---------------|--------------|----------------|
| 500.80.80 | End Post | RBSRBBEX500Y | £130.33 |
| | Standard Post | RBSRBBSX500Y | £151.06 |
| | Corner Post | RBSRBBXC500Y | £151.06 |

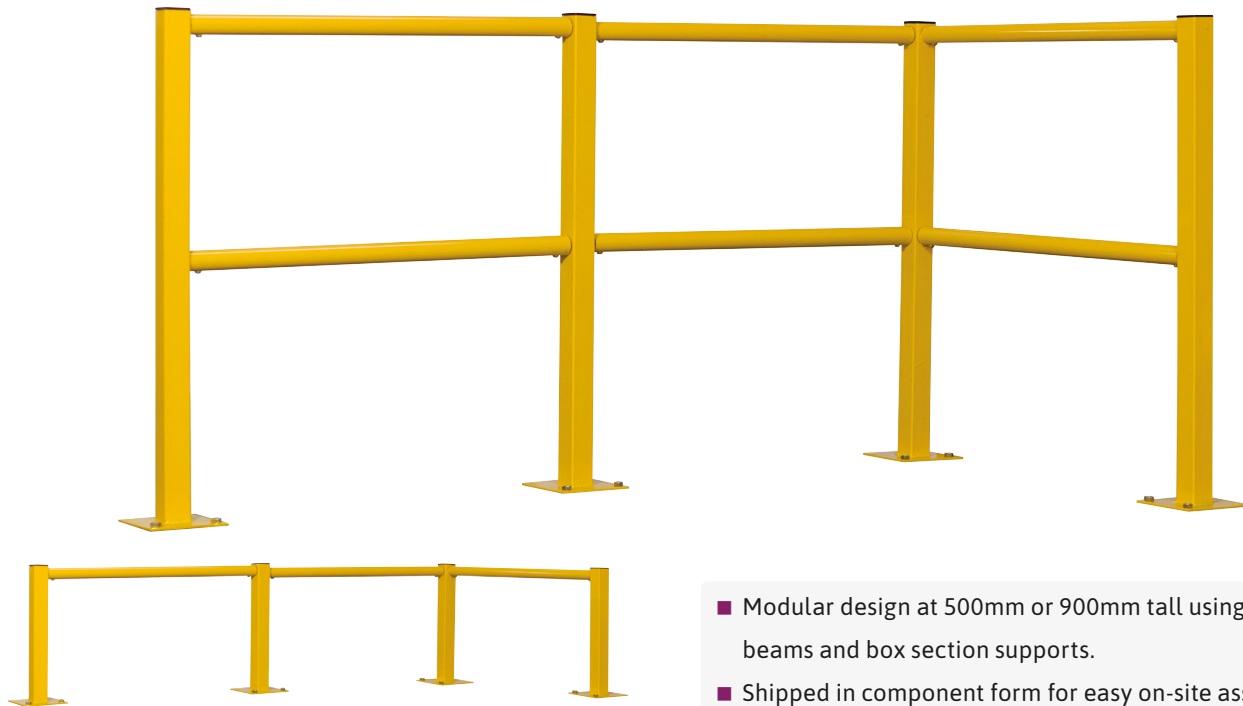
Lift Out Barrier Rails - Universal - Dimensions/Codes

| Size L. | Code | Price |
|---------|--------------|----------------|
| 3000 | RBTRBBB3000Y | £176.24 |
| 2400 | RBTRBBB2400Y | £149.58 |
| 1200 | RBTRBBB1200Y | £117.00 |
| 600 | RBTRBBB600Y | £78.49 |
| 300 | RBTRBBB300Y | £54.80 |



Lift Out Twin Rail Barrier Posts - Dimensions/Codes

| Size H.W.D. | Option | Code | Price |
|-------------|---------------|--------------|----------------|
| 1100.80.80 | End Post | RBTRBBE1100Y | £168.84 |
| 900.80.80 | | RBTRBBEX900Y | £148.10 |
| 1100.80.80 | Standard Post | RBTRBBS1100Y | £189.57 |
| 900.80.80 | | RBTRBBSX900Y | £170.32 |
| 1100.80.80 | Corner Post | RBTRBBC1100Y | £189.57 |
| 900.80.80 | | RBTRBBCX900Y | £170.32 |



Round Tube Single Barrier Posts - Dimensions/Codes

| Size H. | Option | Code | Price |
|---------|---------------|--------------|----------------|
| 500 | End Post | RBSRBREX500Y | £124.41 |
| | Standard Post | RBSRBRSX500Y | £155.51 |
| | Corner Post | RBSRBRCX500Y | £155.51 |

Round Tube Twin Barrier Posts - Dimensions/Codes

| Size H. | Option | Code | Price |
|---------|---------------|--------------|----------------|
| 900 | End Post | RBTRBREX900Y | £198.46 |
| | Standard Post | RBTRBRSX900Y | £239.93 |
| | Corner Post | RBTRBRCX900Y | £239.93 |

- Modular design at 500mm or 900mm tall using round tube beams and box section supports.
- Shipped in component form for easy on-site assembly.
- Powder coated in high-visibility yellow Germ Guard Active Technology paint.

Round Tube Barrier Rails - Universal - Dimensions/Codes

| Size (Length) | Code | Price |
|---------------|--------------|---------------|
| 2000 | RBTRBRB2000Y | £90.34 |
| 1600 | RBTRBRB1600Y | £72.57 |
| 800 | RBTRBRB800Y | £54.80 |
| 400 | RBTRBRB400Y | £37.03 |

Pallet Racking Protectors



- An economical range of protection barriers for the end of pallet racking bays.
- Made from heavy-gauge steel tubing and fully welded, this item requires no on-site assembly.
- Powder coated with Germ Guard Active Technology paint.
- Designed with heavy-duty floor fixing plate.
- 6 sizes for single or double bays.
- Order quantities may apply, please speak to the sales team.

Pallet Racking Protectors - Dimensions/Codes

| Size H.L. | Code | Price |
|-----------|---------------------|----------------|
| 620.700 | RBMODBX700YX | £239.93 |
| 620.900 | RBMODBX900YX | £268.07 |
| 620.1100 | RBMODB1100YX | £305.09 |
| 620.1500 | RBMODB1500YX | £331.75 |
| 620.1900 | RBMODB1900YX | £405.80 |
| 620.2300 | RBMODB2300YX | £451.71 |



All RED product codes are available on 5-Day Delivery

Workbenches

Euroslide

Cupboards

Lockers

Workstations

Cycle Parking

Smoking Shelters

Trucks & Trolleys

Canteen Furniture

Pallets


Barriers



These attractive tubular, safety barriers are ideal for protecting walkways around machinery and shelving and for defining walkways through industrial, manufacturing and warehouse areas.


- Fully-welded construction.
- Powder coated in high visibility yellow Germ Guard Active Technology paint.
- Order quantities may apply, please speak to the sales team.






Long Guard Barrier - Dimensions/Codes

| Size H.L | Code | Price |
|----------|---------------------|----------------|
| 940.2000 | RBLGB9420YXX | £328.79 |



Short Guard Barrier - Dimensions/Codes

| Size H.L | Code | Price |
|----------|---------------------|----------------|
| 940.1000 | RBSGB9410YXX | £251.77 |



Corner Guard Barrier - Dimensions/Codes

| Size H.W.D | Code | Price |
|-------------|---------------------|----------------|
| 940.530.530 | RBCGB9453YXX | £281.40 |



■ Maximum pillar size; W600 x D480

Pillar Guard Barrier - Dimensions/Codes

| Size H.W.D | Code | Price |
|-------------|---------------------|----------------|
| 850.750.700 | RBPG88575YXX | £322.86 |

Workbenches

Euroslide

Cupboards

Lockers

Workstations

Cycle Parking

Smoking Shelters

Trucks & Trolleys

Canteen Furniture

Pallets

Barriers

Special Products

Although we offer a wide range of products, we understand that some users may have specific needs that can only be met by a custom-designed solution. In such cases, our technical team would be happy to discuss how we can adapt our standard design to meet those unique requirements. This could involve accommodating existing features or equipment safely, as well as modifying dimensions, colours, and material specifications from our standard options.

Our Special Product Design Service includes:

- Examining the original sketch or idea.
- Developing the concept in alignment with QMP manufacturing methods.
- Producing a drawing or sample for approval prior to production.
- The expertise of an in-house designer utilising SolidWorks and Radon software.
- Comprehensive project management covering the entire process from concept to design, delivery, and installation.

Special Colours and Finishes

To personalise a product and ensure it matches your organisation's logo, brand, or corporate colour scheme, you can select from a wide variety of colours and finishes. Most RAL colours can be applied to our product ranges. In addition to gloss finishes, we also offer matte and metallic options. Please note that these choices are subject to a modest additional charge and have a minimum order requirement.



Made in Great Britain



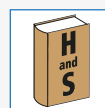


Installation

In addition to designing, manufacturing, and delivering your QMP product, we also offer installation services at your customers' premises. For a reasonable fee, our expert installation team, supported by our professional project management staff, will ensure that your order is installed on-site at a convenient time and to high standards.

Please note: If you need to cancel or change an installation date for any reason, we require 48 hours' notice. Otherwise, additional charges may apply.

Our experienced and fully trained installation team:



Work safely within current Health & Safety regulations and willingly comply with site rules and regulations.



Work quickly to minimise any disruption.



Bring all necessary tools and equipment with them.



Are courteous and friendly at all times.



Carry ID if required.



Ask for a signature to confirm complete satisfaction with work.

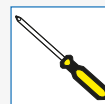
Our service includes:



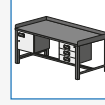
Moving the order from point of delivery to point of use.



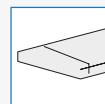
Unpacking the order from its protective transit packaging.



Assembling all product supplied in flat-pack format.



Positioning the product in the correct place.



Securing product to wall or floor as applicable.



By prior arrangement, carrying out any selected groundworks.

Small Order Charges - Orders of less than £350 excluding VAT after any applicable discounts may, at our discretion, attract a small order charge of £35 per delivery to mainland UK addresses. Certain low value orders may be made available only on an ex-works basis.

Call-Off Orders - We accept call-off orders provided the delivery date for all call-offs is confirmed in writing on the purchase order. Once the order is placed, call off dates may not be changed except by prior agreement. Should call-off dates not be confirmed at the time of order, QMP will price and manufacture the call-offs as separate orders.

Offshore Deliveries - We can arrange delivery at extra cost to offshore locations. Details are available on request from our sales office.

Payment Terms - QMP payment terms are 30 days net end of month following the month of invoice for credit accounts. Credit accounts are available subject to status.

Returns - In the unlikely event of you wishing to return goods, please contact the QMP sales department for authorisation. Manufactured to order and bespoke products cannot be returned into stock.

Selected items from our 'Express Delivery' range can be returned to stock, please contact sales for more information.

Please note that a re-stocking fee of 25% of the invoice value plus delivery costs will apply. Customers are expected to arrange transport of goods at their own expense.

Damages - If an item is delivered damaged we ask that the customer does not sign to accept the delivery, deliveries should only be signed for once inspected by the customer for signs of damage.

We ask that any damages be reported to QMP Sales immediately who will arrange for a replacement to be dispatched.

Shortages - If items are missing from the delivery customers must notify QMP Sales immediately who will arrange for the missing items to be dispatched.

Refusal of Goods - If delivery of goods is refused, then a re-delivery will be arranged by our sales department and customers will be notified of the re-delivery costs.

Cancelling Orders - Please call us immediately should you wish to cancel an order. We accept order cancellations without charge provided we have not started to make your order. If production has started, cancelling your order will be subject to a cancellation charge in proportion to our incurred costs.

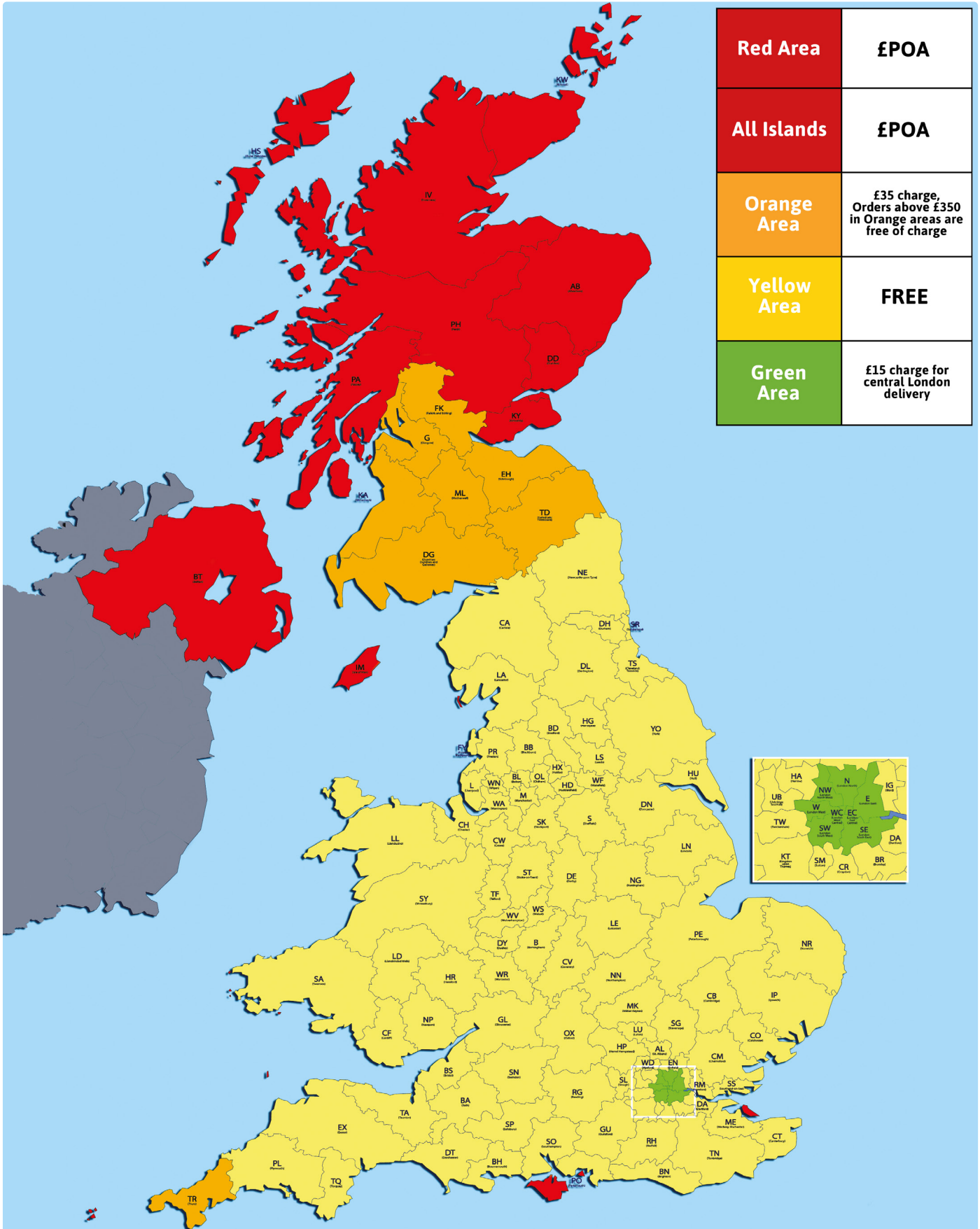
Product Design - QMP reserves the right to change the design of our products from time to time without prior notice. Images within this catalogue are correct at time of going to press, but may differ at point of order. We also reserve the right to discontinue products. If you require a product to exactly match a particular design, please contact us before placing an order to ensure this is possible.

Colour Matching - Whilst we will always use paints manufactured to specified RAL numbers, no guarantee can be given to provide an exact match of colour or finish with previously made products. This also applies to worktops for workbenches and compact laminate for locker doors.

Retention of Title - Goods remain the property of QMP until paid for in full.

Delivery

Deliveries are made to a kerbside location during office hours Monday to Friday. Delivery outside of this location, or hours can be arranged for an additional charge. Details are available from our sales office. Delivery dates are estimates only & the company shall not be liable for any loss or damage resulting from any delay in delivery.





Workbenches

Euroslide

Cupboards

Lockers

Workstations

Cycle Parking

Smoking Shelters

Trucks & Trolleys

Canteen Furniture

Pallets & Drum Storage

Barriers



UK MANUFACTURED

Distributed By



100% Recyclable



Printed on paper made from totally chlorine free pulp (TCF) from sustainable sources